



© UNHCR/ A. Chnkjji

Aleppo: Non-Food items distribution for the returnee families in Sarj Aarea village, South East Aleppo.

UNHCR support the returnee families with core and supplementary NFI distribution.

▶ KEY POINTS

- Winterization plan 2018-2019: Four NFI sector partners participated in the plan (UNHCR, UNICEF, ACF and RSRP), with a total sector target of 1.15 M individuals across Syria. A total of 650,000 individuals can be reached with the available stocks/funds and the total funding gap is \$22.8 M.
- Northwest Readiness Plan: The NFI sector contributed to the formulation of North-West Syria Readiness Plan. The sector plans to target 200,000 Individuals through the distribution of different non-food items. The available NFIs can cover the NFI needs of 155,000 individuals.
- South-West response : The NFI sector partners responded to the displacements in the South-West Syria. The sector partners distributed NFIs including: blankets, mattresses, kitchen sets, plastic sheets, jerry cans, sleeping mats, hygiene kits, solar lamps, rechargeable fans to 3,500 households, in addition to 2,605 children’s summer clothing kits, and 200 newborn kits.
- Gender and age marker orientation session: The sector plans to organize an orientation session for the shelter sector partners on the 12th of September. GAM is a new tool that replaces the gender marker that has been used until last year. The new tool will allow sector partners to conduct self-evaluation of their project and to measure how much it accounts for gender and age aspects.
- IAC plan: During August the NFI Sector in coordination with its partners contributed to the preparation of IAC plan targeting over 987,000 people in need of humanitarian assistance including winter items in 23 different locations for the upcoming two months September and October.
- Sector Coordination Performance Monitoring: A brief survey in English and Arabic has been designed to enable sector coordinators and partners to assess the degree to which the sector has achieved its core functions, where it focuses on sector’s accountability to affected populations. And the findings will be discussed with sector partners in a meeting, where actions to improve performance will be planned.

NUMBERS IN BRIEF

TOTAL NFI DISTRIBUTED



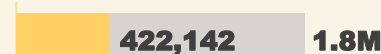
2,719,737 TOTAL AS OF AUGUST 2018



BENEFICIARIES ADEQUATELY SERVED



CORE NFI



HRP INDICATOR 1.1. NO. OF PEOPLE WHOSE NEEDS IN RELATION TO CORE AND ESSENTIAL NFIS ARE MET

422,142 ACCOUNTS FOR BENEFICIARIES WHOSE **NEEDS WERE ADEQUATELY MET** FOR RECEIVING MORE THAN 4 CORE NFI (23% OF THE TOTAL TARGET OF 1.8 MILLION PEOPLE TARGETED BY SYRIA HUB 2018).



SUPPLEMENTARY NFI



HRP INDICATOR 1.2. NO. OF PEOPLE WHOSE NEEDS ARE MET FOR SEASONAL ASSISTANCE

ESTIMATE NUMBER OF PEOPLE WHO RECEIVED MORE THAN 1 SEASONAL OR SUPPLEMENTARY ITEM IN SEPTEMBER 2018 (73% OF THE TOTAL TARGET OF 1.9 MILLION PEOPLE TARGETED BY SYRIA HUB 2018).

OVERALL REACHED BENEFICIARIES



3,396,608

TOTAL BENEFICIARIES AS OF AUGUST 2018 WHO RECEIVED AT LEAST ONE / PART OF NFI

► GAPS AND CHALLENGES

- Based on last year NFI Post Distribution Monitoring, a limited number of NFIs, poor NFI quality including distribution of damaged items (i.e. broken solar lamps, or wet mattresses), and unorganized distribution are the top distribution issues that beneficiaries confronted with. Other reported distribution challenges include unequal distribution, delayed distribution of seasonal items, far distribution point, and non-adherence to minimum standards of distribution point.
- Access and safety are the key challenges in some parts of the country as well as partner capacity and heavy processes along with funding constraints;
- Lack of actual data on distribution recipients prevents the sector to better measure the actual reached and served beneficiaries;
- Lack of income-generating activities to provide the necessary financial means continues to hamper access to basic household items among the most vulnerable population in need;
- Limited participation of sector members affects coordination and the overall sectorial reach;
- Lack of reliable consolidated information for interagency convoy reach affects the sector's ability to determine the extent and impact of its convoy contribution;
- Opportunities for systematic field-based data collection remain very limited due to access or authorization restrictions, resulting in incomplete needs analysis in some areas.

CRISIS BACKGROUND: The crisis in Syrian Arab Republic that started in March 2011 has transformed into a complex emergency that has displaced around 6.4 million people in various parts of the country. As per the 2018 Humanitarian Needs Overview, around 13.1 million people are in need of humanitarian assistance of which around 5.4 million people are in need of NFI support and other multi-sectorial assistance as they continue to struggle in an unsafe and uncertain environment. The degree of resilience and positive coping mechanism of the affected population have gradually reduced due to the protracted nature of the hostilities. Purchasing power and the ability to provide for their basic household needs have decreased due to economic recession that left many people unemployed and the prospect of accessing essential household items has also declined due to closure of essential service providers.



HUMANITARIAN STORY



Abu Yasser, a 72 year old farmer from Aleppo, went through multiple displacement in Syria. He returned with his family of four last year, but most of the belongings were lost along the way.

“Multiple displacements drained our savings and exhausted us financially. And, when we finally returned back home, we found it completely empty,” said Abu Yasser.

In his village, Rasm Harmel Al Imam, about 45 km east of Aleppo city, Abu Yasser owned a small farm, but the earnings from the farm barely covered their basic needs. The village lacks basic services including electricity and water system. The only source of water they have is well whose quality is not good. It is all adding up to the cost of living imposing more challenges.

UNHCR is reaching thousands of people who chose to return to their area of origin with Non-Food Items assistance that is providing essential household items. The NFI kit includes mattresses, blankets, kitchen sets, mats, jerry cans, and solar lights.

Abu Mouhamad, Abu Yasser's neighbor who also returned to his house and has also received NFIs is happy with solar lights as his children are going to school and the solar lamps can make it easier for them now to study even at night.

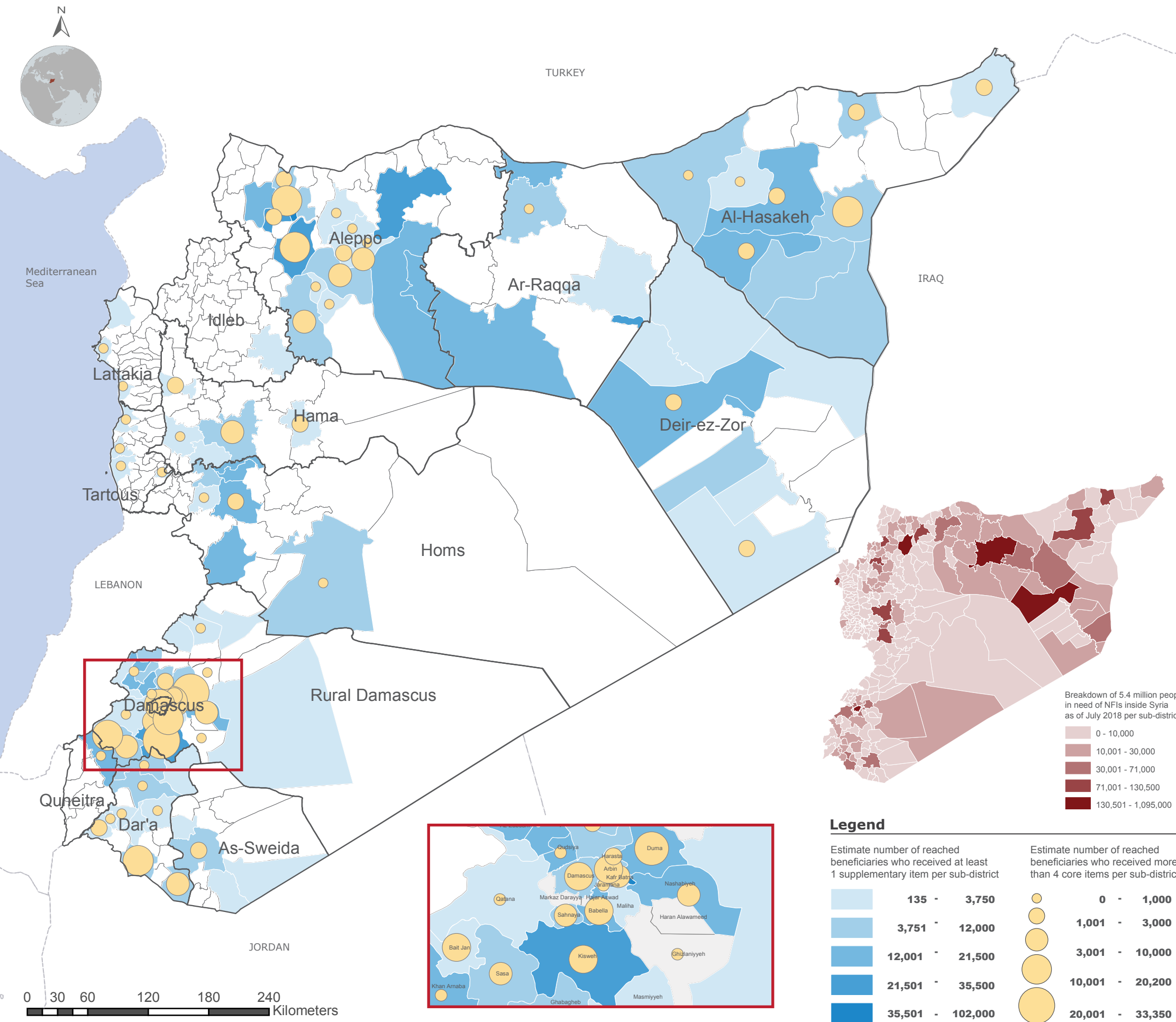
NFI Sector Coordination Team

Pankaj Kumar Singh, Senior NFI Sector Coordinator (singhpa@unhcr.org)
 Zina Alkhiami, NFI Sector Field Associate (alkhiami@unhcr.org)
 Muhammad Shahzad, IM Officer (shahzadm@unhcr.org)
 Maha Shaban, IM Associate (shabanm@unhcr.org)
 Ashraf Zedane, IM Associate - Aleppo (zedane@unhcr.org)



SYRIA: NFI RESPONSE

Reporting Period: January - August 2018



BENEFICIARIES SERVED

CORE ITEMS

422,142

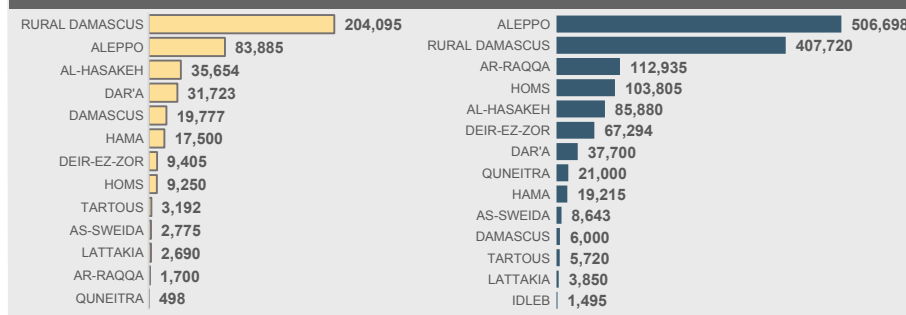
PEOPLE WHOSE NEEDS WERE ADEQUATELY MET FOR RECEIVING MORE THAN 4 CORE NFI (23% OF THE 1.8M TOTAL TARGET PEOPLE IN NEED OF NFI IN SYRIA)

SUPPLEMENTARY ITEMS

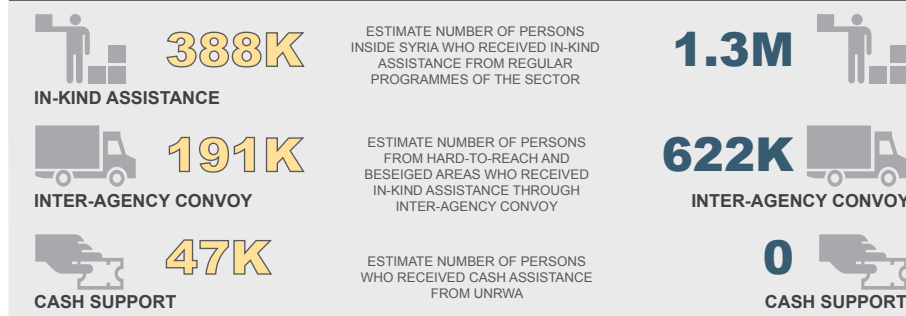
1,387,955

PEOPLE WHO RECEIVED AT LEAST 1 SUPPLEMENTARY ITEM (73% OF THE 1.9M TOTAL TARGET PEOPLE IN NEED OF SUPPLEMENTARY NFI IN SYRIA)

BENEFICIARIES SERVED PER GOVERNORATE

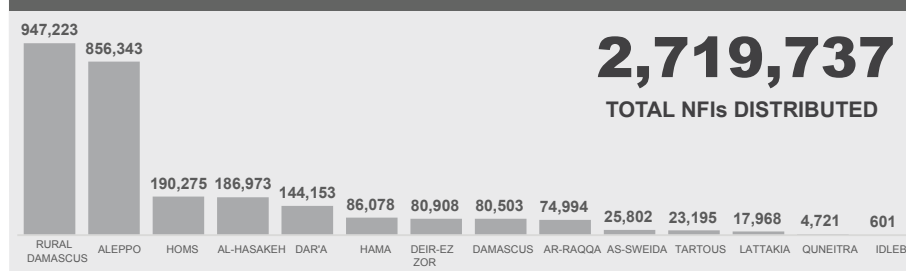


BENEFICIARIES SERVED BY TYPE OF SUPPORT



NOTE: Breakdown of beneficiaries per type of support does not necessarily sum up to the reported number of beneficiaries as some communities may have received more than one type of assistance.

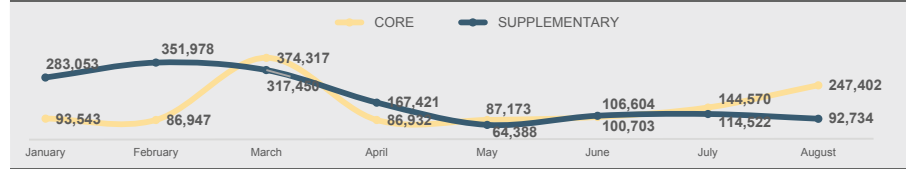
TOTAL NFI DISTRIBUTED PER GOVERNORATE



TOTAL NFI DISTRIBUTED PER TYPE



TOTAL NFI DISTRIBUTION PER MONTH



TOTAL BENEFICIARIES SERVED

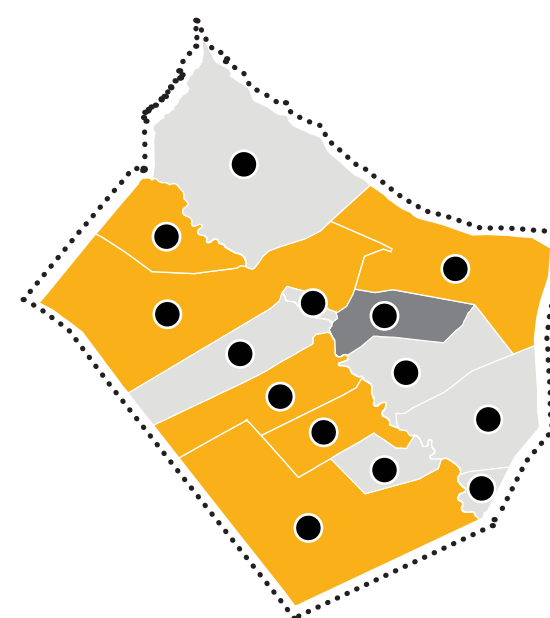
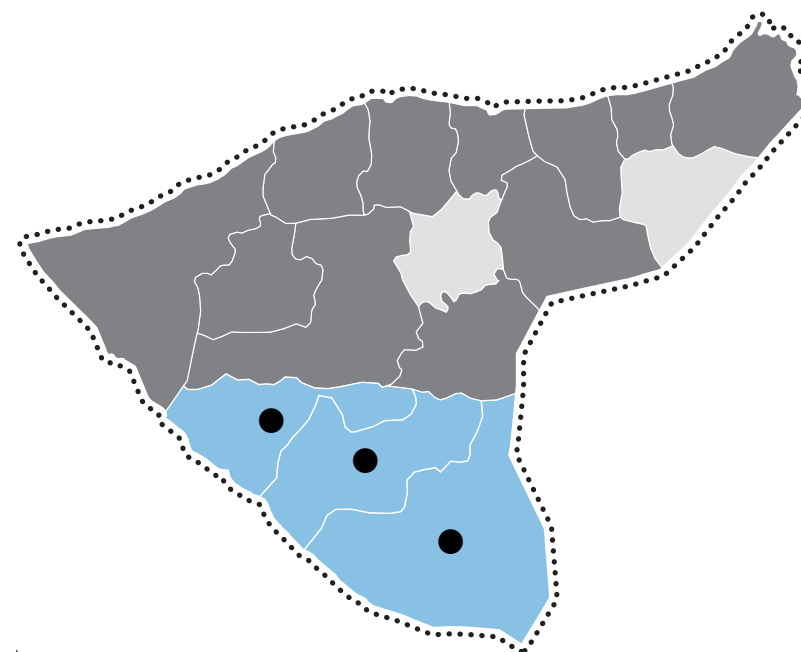
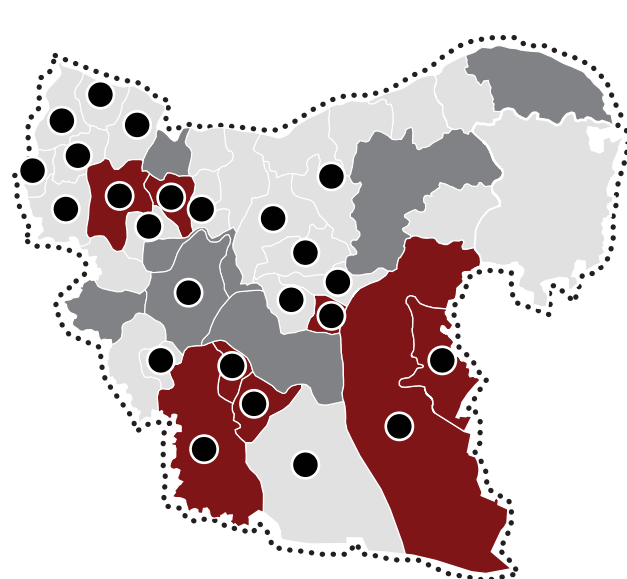
3,396,608

TOTAL NUMBER OF PEOPLE WHO RECEIVED AT LEAST ONE / PART OF NON-FOOD ITEM AS OF AUGUST 2018



SYRIA: INTER-AGENCY CONVOY

Reporting Period: January - August 2018



ALEPPO

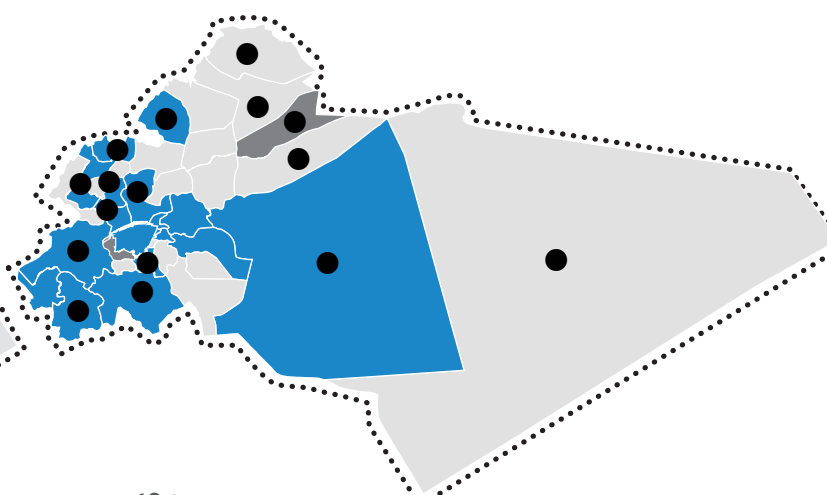
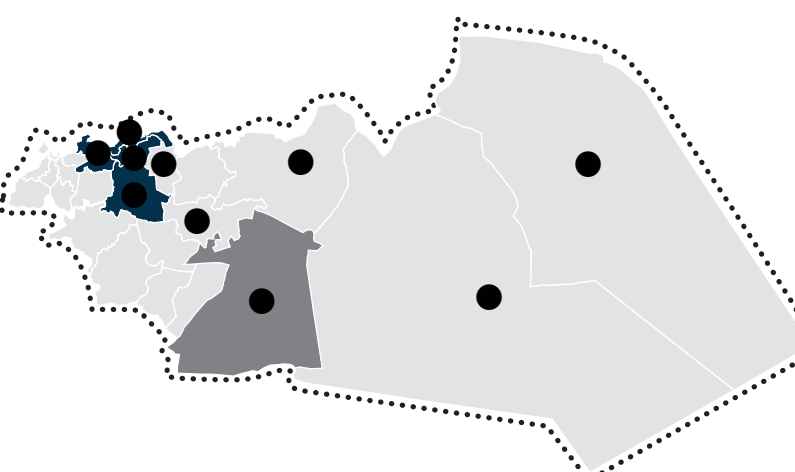
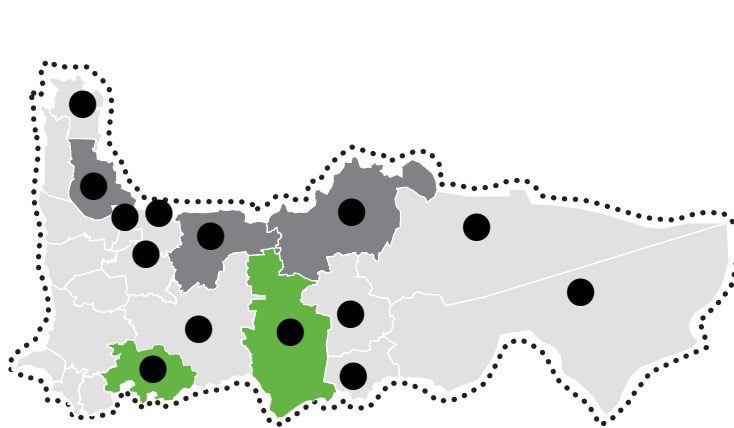
- 13** TOTAL NUMBER OF INTER-AGENCY CONVOYS CONDUCTED
- 11** TOTAL COMMUNITIES COVERED OF WHICH **11 (100%)** ARE IN HTR AREAS
- 257,795** TOTAL PEOPLE REACHED OF WHICH **257,795 (100%)** ARE FROM HTR AREAS
- 339,569** TOTAL NO. OF NFIs DISTRIBUTED IN INTER-AGENCY CONVOYS

AL-HASAKEH

- 6** TOTAL NUMBER OF INTER-AGENCY CONVOYS CONDUCTED
- 3** TOTAL COMMUNITIES COVERED OF WHICH **3 (100%)** ARE IN HTR AREAS
- 31,828** TOTAL PEOPLE REACHED OF WHICH **31,828 (100%)** ARE FROM HTR AREAS
- 31,897** TOTAL NO. OF NFIs DISTRIBUTED IN INTER-AGENCY CONVOYS

DEIR EZZOR

- 10** TOTAL NUMBER OF INTER-AGENCY CONVOYS CONDUCTED
- 10** TOTAL COMMUNITIES COVERED OF WHICH **10 (100%)** ARE IN HTR AREAS
- 60,205** TOTAL PEOPLE REACHED OF WHICH **60,205 (100%)** ARE FROM HTR AREAS
- 22,142** TOTAL NO. OF NFIs DISTRIBUTED IN INTER-AGENCY CONVOYS



HAMA

- 3** TOTAL NUMBER OF INTER-AGENCY CONVOYS CONDUCTED
- 2** TOTAL COMMUNITIES COVERED OF WHICH **2 (100%)** ARE IN HTR AREAS
- 6,310** TOTAL PEOPLE REACHED OF WHICH **6,310 (100%)** ARE FROM HTR AREAS
- 4,862** TOTAL NO. OF NFIs DISTRIBUTED IN INTER-AGENCY CONVOYS

HOMS

- 8** TOTAL NUMBER OF INTER-AGENCY CONVOYS CONDUCTED
- 7** TOTAL COMMUNITIES COVERED OF WHICH **7 (100%)** ARE IN HTR AREAS
- 190,000** TOTAL PEOPLE REACHED OF WHICH **190,000 (100%)** ARE FROM HTR AREAS
- 67,000** TOTAL NO. OF NFIs DISTRIBUTED IN INTER-AGENCY CONVOYS

DAMASCUS & RURAL DAMASCUS

- 40** TOTAL NUMBER OF INTER-AGENCY CONVOYS CONDUCTED
- 30** TOTAL COMMUNITIES COVERED OF WHICH **24 (80%)** ARE IN HTR AREAS AND **6 (20%)** ARE FROM BESIEGED AREAS
- 485,378** TOTAL PEOPLE REACHED OF WHICH **298,780(90%)** ARE FROM HTR AREAS AND **53,082(10%)** ARE FROM BESIEGED AREAS
- 351,862** TOTAL NO. OF NFIs DISTRIBUTED IN INTER-AGENCY CONVOYS

SUMMARY

- 80** TOTAL NUMBER OF INTER-AGENCY CONVOYS
- 76** TOTAL COMMUNITIES COVERED OF WHICH **6 (7%)** ARE IN BESIEGED AREAS & **70 (93%)** FROM HTR AREAS
- 1,139,511** TOTAL PEOPLE REACHED OF WHICH **53,082 (4%)** FROM BESIEGED AREAS AND **1,086,426 (96%)** FROM HTR AREAS
- 890,703** TOTAL NO. OF NFIs DISTRIBUTED / VOUCHER IN INTER-AGENCY CONVOYS

NAME OF BESIEGED AND HTR COMMUNITIES COVERED BY INTER-AGENCY CONVOY (2018)

GOVERNORATE	TOTAL HTR AND BESIEGED COMMUNITIES	REACHED HTR AND BESIEGED COMMUNITIES
ALEPPO	● 588	● 11
AL-HASAKEH	● 30	● 3
DEIR EZZOR	● 136	● 10
HAMA	● 12	● 2
HOMS	● 42	● 7
RURAL DAMASCUS	● 61	● 23
DAMASCUS	★ 26	★ 6
DAMASCUS	● 1	● 1
DAMASCUS	★ 2	★ 0

FOOTNOTE/S:

- A. The beneficiaries of convoy were calculated based on status of communities as per OCHA's list HTR and besieged communities since Feb 2018.
- B. The information presented here only shows EPDC, GOPA, ICMC, OCHA, UNHCR, UNICEF and UNRWA reports.
- C. One convoy is counted as one completed trip in each day.

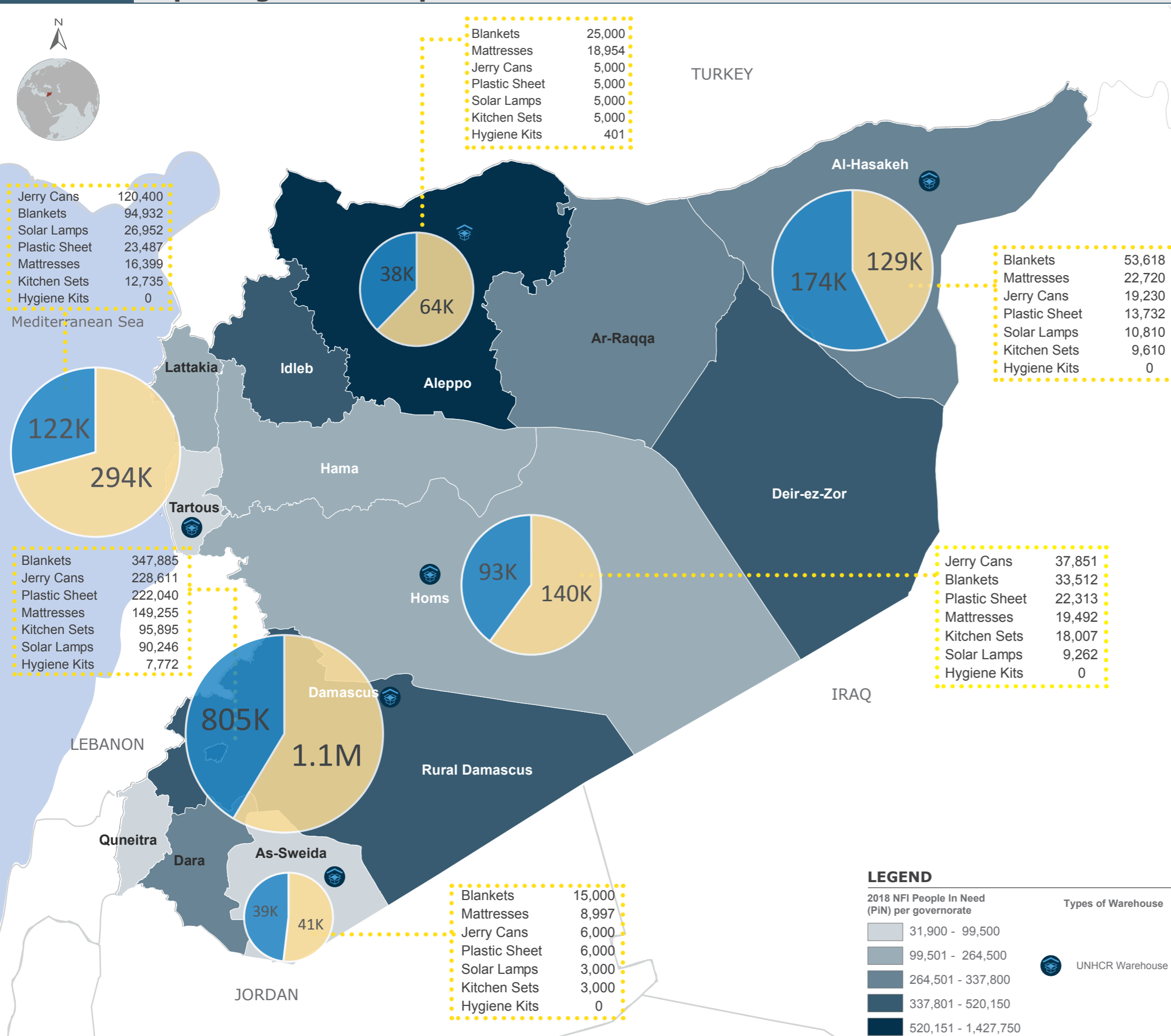
LEGEND

- No. of inter-agency convoys (IACs)
- No. of beneficiaries (persons) reached by IACs
- Sub-districts with besieged communities
- Sub-districts with (HTR) hard-to-reach communities
- Sub-districts with besieged and HTR communities
- No. of distributed non-food items
- Areas covered by convoy in 2016 - 2017



SYRIA: NFI STOCKPILE

Reporting Period: September 2018

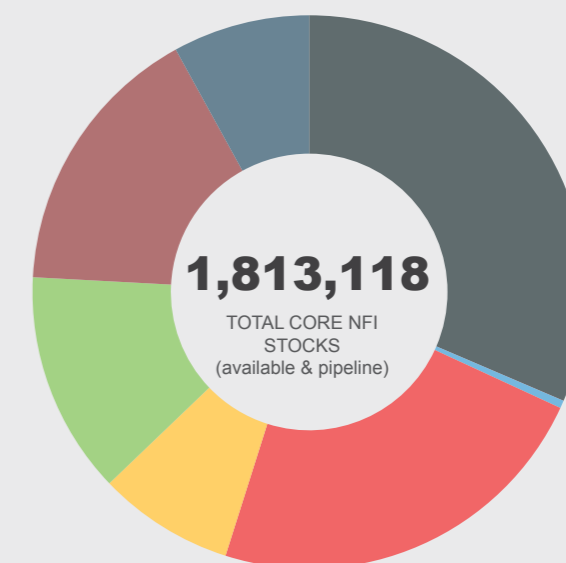


3,086,769

TOTAL CORE AND SUPPLEMENTARY NFI STOCKS AS OF SEPTEMBER 2018

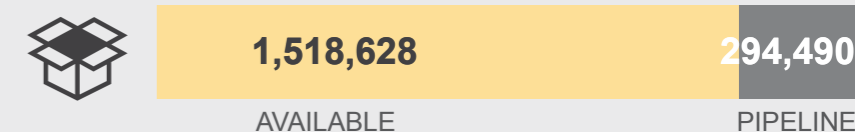
CORE NON-FOOD ITEMS

BREAKDOWN OF CORE NFI STOCKS PER TYPE

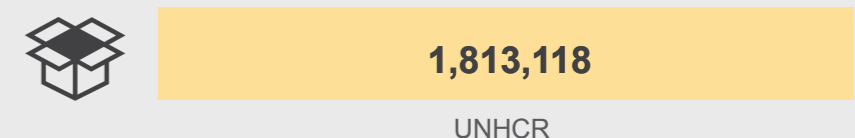


BLANKETS	569,947
JERRY CANS	417,092
PLASTIC SHEET	292,572
MATTRESSES	235,817
SOLAR LAMPS	145,270
KITCHEN SETS	144,247
HYGIENE KITS	8,173
DIAPERS	0

BREAKDOWN OF CORE NFI STOCKS PER STATUS



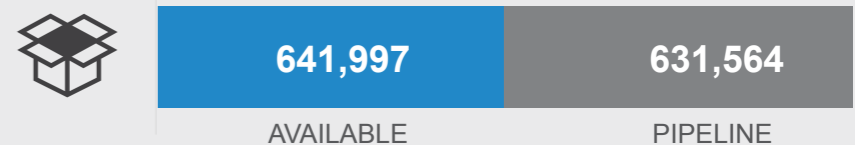
BREAKDOWN OF CORE NFI STOCKS PER AGENCY



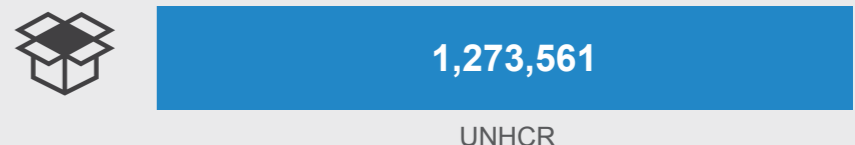
SUPPLEMENTARY NON-FOOD ITEMS



BREAKDOWN OF SUPPLEMENTARY NFI STOCKS PER STATUS



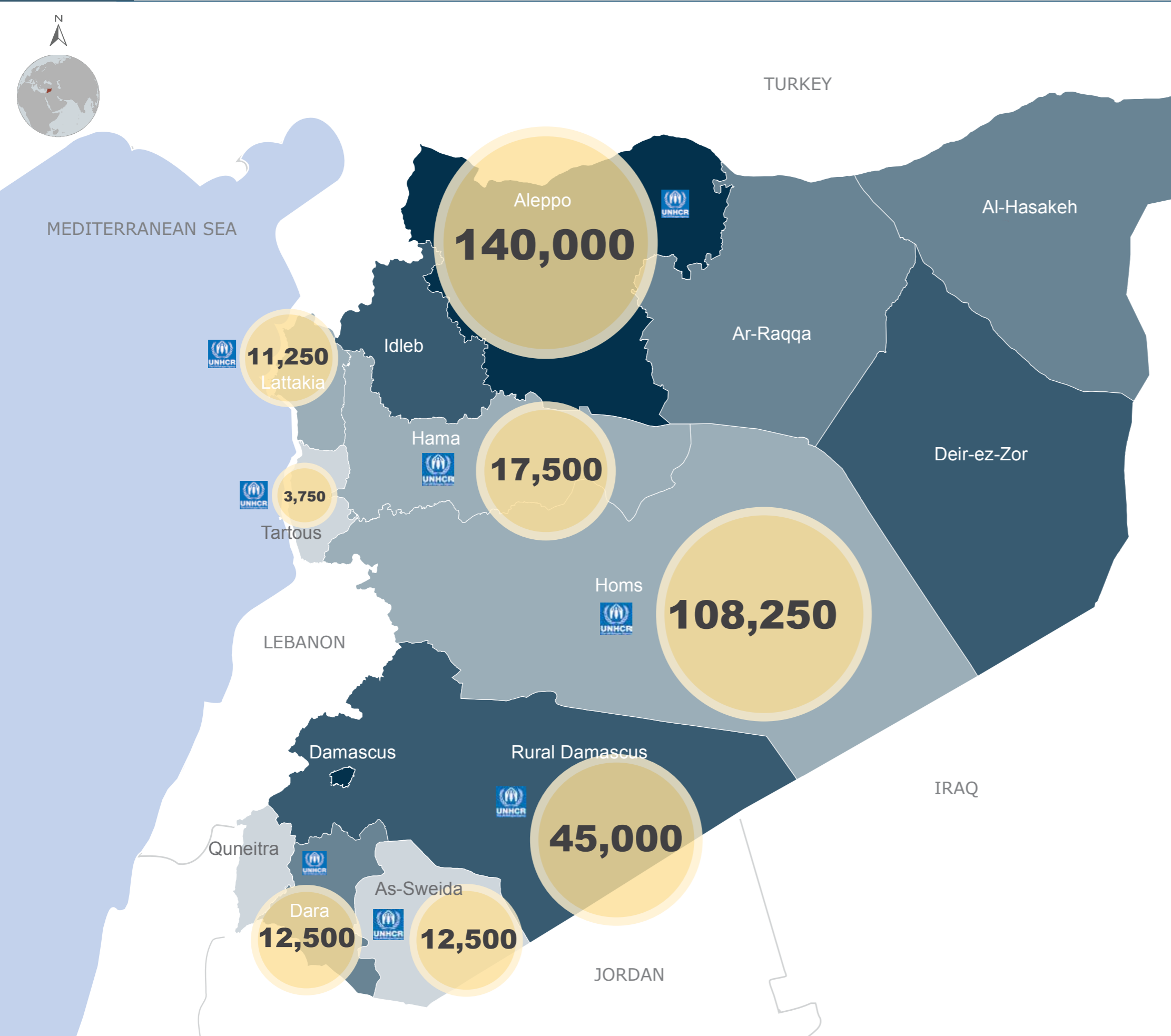
BREAKDOWN OF SUPPLEMENTARY NFI STOCKS PER AGENCY





SYRIA: NFI 2-MONTH DISTRIBUTION PLAN

Reporting Period: September and October 2018

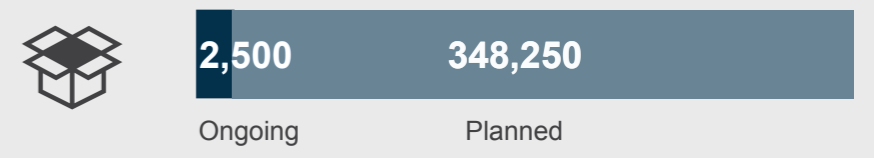


SUMMARY

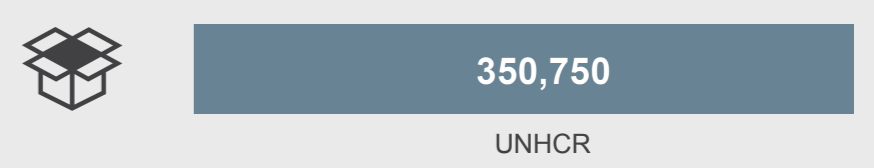


TARGET NUMBER OF BENEFICIARIES (PERSONS) FOR IN-KIND DISTRIBUTION FOR SEPTEMBER AND OCTOBER 2018 BY NFI SECTOR SYRIA HUB

BREAKDOWN OF BENEFICIARIES OF 2-MONTH PLAN DISTRIBUTION PER STATUS



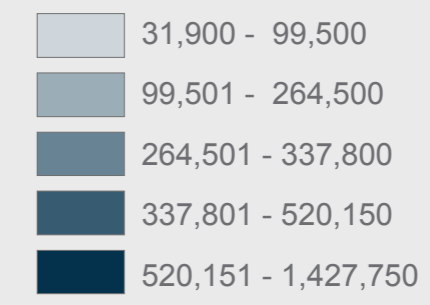
BREAKDOWN OF BENEFICIARIES OF 2-MONTH PLAN DISTRIBUTION PER AGENCY



NOTE: This two month distribution plan is only tentative as factors such as access and security have impact in the actual plan implementation.

LEGEND

2018 NFI People In Need (PiN) per governorate



Number of beneficiaries (persons)