

# EUROPE RESETTLEMENT



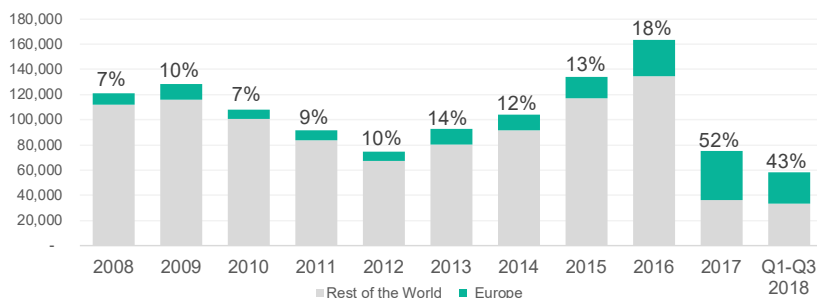
Siblings, Dilbreen (left) and Shireen, arrived in Ipswich in 2016 from Syria via Iraq. Around 100 refugees who were resettled in Ipswich under the UK's Vulnerable Persons Resettlement Scheme (VPRS) are being helped to adjust to British society by local organisations.

## Overview

During the first nine months of 2018, just under 25,100 refugees were submitted by UNHCR for resettlement<sup>1</sup> to 19 countries in Europe.<sup>2</sup> This is 24% less than the same period in 2017, but already two-thirds more than the average rate of 15,400 submissions per year during the previous 10 years.

Between 2008 and 2017, Europe's proportion of resettlement submissions globally has increased from approximately 7% to almost 52%, and in the first nine months of 2018<sup>4</sup> remained nearly half of all submissions. This is primarily due to a significant decrease globally in the scale of some States' resettlement programmes during 2017, most notably by the United States of America.

### Resettlement submissions to Europe compared to global trends<sup>3</sup>



<sup>1</sup> See [www.unhcr.org/resettlement.html](http://www.unhcr.org/resettlement.html) for more background information on resettlement. Only data on resettlement cases referred by UNHCR is available for 2018. The figures presented in this factsheet reflect UNHCR *submissions* of resettlement cases to resettlement countries. Following submission, the timescale can vary in each resettlement country before a case is accepted and the refugees depart from their country of asylum and arrive finally in the country of resettlement.

<sup>2</sup> Europe comprises 50 countries, including the EU, Norway, Switzerland, Iceland and Liechtenstein, South-Eastern Europe (inc. Kosovo (S/RES/1244(1999))), Turkey and Eastern Europe (exc. Kazakhstan).

<sup>3</sup> Source: Resettlement submission and departure data from [sq.unhcr.org](http://sq.unhcr.org). Departure figures reported by UNHCR may not match resettlement statistics published by States as government figures may include submissions received outside of UNHCR's resettlement processes.

<sup>4</sup> All references to 2018 reflect the period January-September, unless otherwise specified.

<sup>5</sup> Sources: Resettlement data from [Eurostat](http://Eurostat) for the EU and Norway, Switzerland, Iceland and Liechtenstein, and [sq.unhcr.org](http://sq.unhcr.org) for Eastern and South-Eastern Europe.

### Resettlement submissions to Europe<sup>3</sup>

**25,089**  
in 2018<sup>4</sup>  
19 countries

**17,209**  
in 2015  
19 countries

**28,651**  
in 2016  
27 countries

**38,881**  
in 2017  
25 countries

### Resettlement departures to Europe<sup>3</sup>

**19,475**  
in 2018<sup>4</sup>

### Resettlement arrivals to Europe<sup>5</sup>

**11,175**  
in 2015

**18,175**  
in 2016

**27,450**  
in 2017

## Country of origin

The vast majority of refugees submitted for resettlement to Europe in 2018 are originally from Syria (69%), consistent with 2017, with the resettlement of Syrians to Europe having increased significantly in scale between 2013 and 2016. In total, 94% of refugees submitted for resettlement to Europe in 2018 originate from just seven countries: the Syrian Arab Republic, the Democratic Republic of Congo (DRC), Eritrea, Sudan, Afghanistan, Iraq and Somalia. 16% of submissions to Europe are from East Africa and just over 1% are from West Africa.

## Country of asylum

Refugees submitted for resettlement to Europe were typically registered in the following countries: **Syrians:** Turkey, Lebanon, Jordan or Egypt; **Congolese (DRC):** Uganda, Burundi or Zambia; **Eritreans:** Niger, Ethiopia or Egypt; **Sudanese:** Chad, Egypt or Libya; **Afghans:** Islamic Republic of Iran or Turkey.

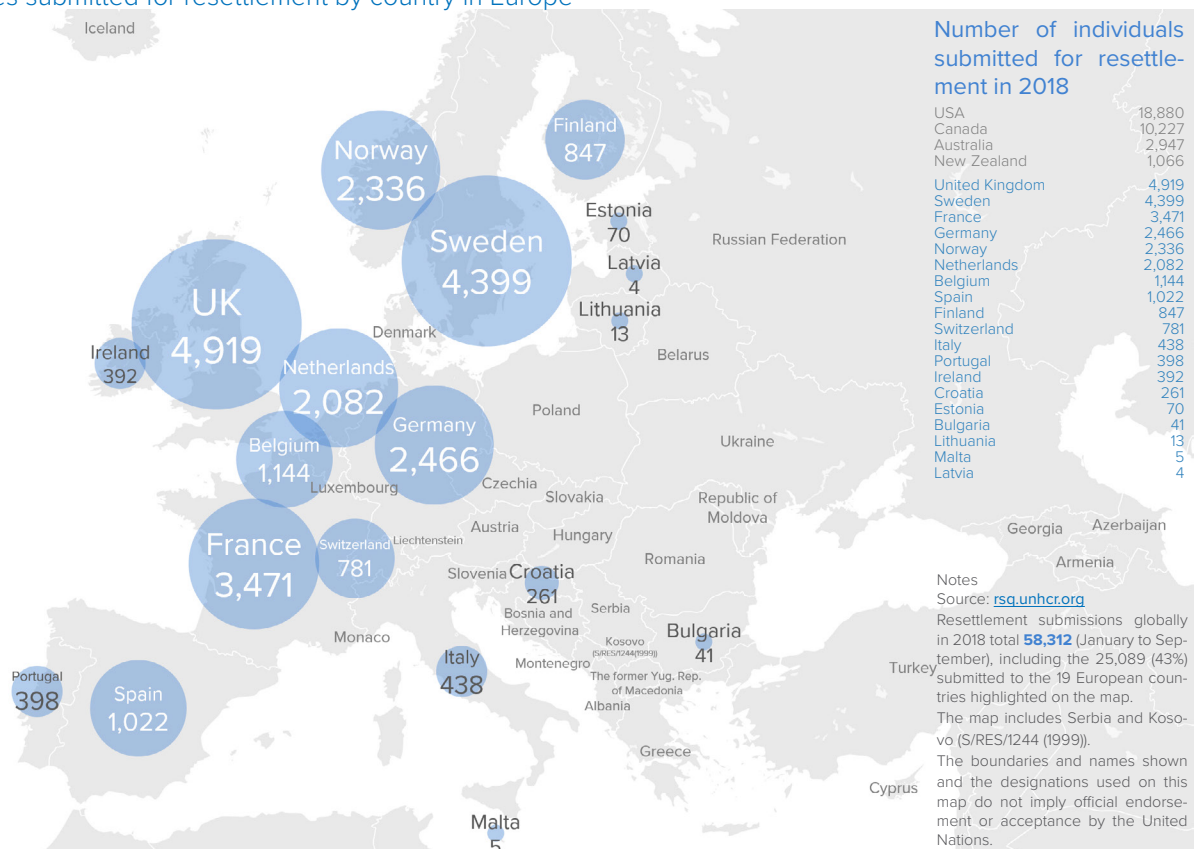
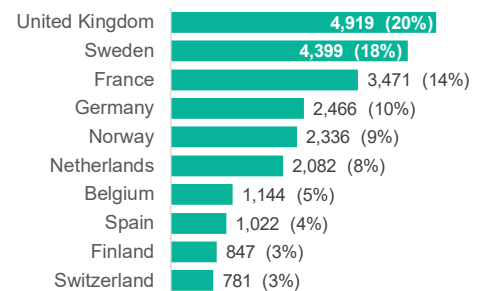
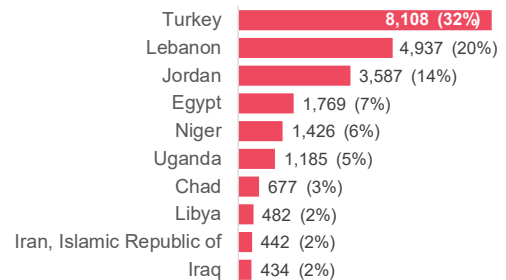
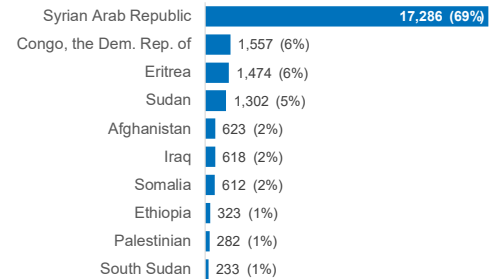
Following UNHCR's establishment of an [Emergency Transit Mechanism](#) in Niger in late 2017 for the evacuation of highly vulnerable persons out of detention in Libya, resettlement submissions from Niger (which include [evacuees](#) as well as refugees initially registered in Niger) are seven times greater in the first nine months of 2018 than in the whole of 2017 (1,426 versus 191, and most commonly Eritreans, Nigerians, Malians and Somalis, submitted to France, Germany, Sweden, UK, Switzerland, Finland, Belgium, and the Netherlands).

## Country of resettlement

In 2018, six countries in Europe (the UK, Sweden, France, Germany, Norway and the Netherlands) have received 78% of all resettlement submissions.

Of the 19 countries in Europe with active resettlement programmes, 12 resettled predominately Syrians in 2018, admitting at least 80% Syrians for resettlement. Only the UK, Norway, France, Sweden and Portugal have resettled substantial numbers of other nationalities of refugees, including from the Democratic Republic of the Congo, Eritrea, Sudan, Afghanistan and Iraq.

Number of refugees submitted for resettlement by country in Europe





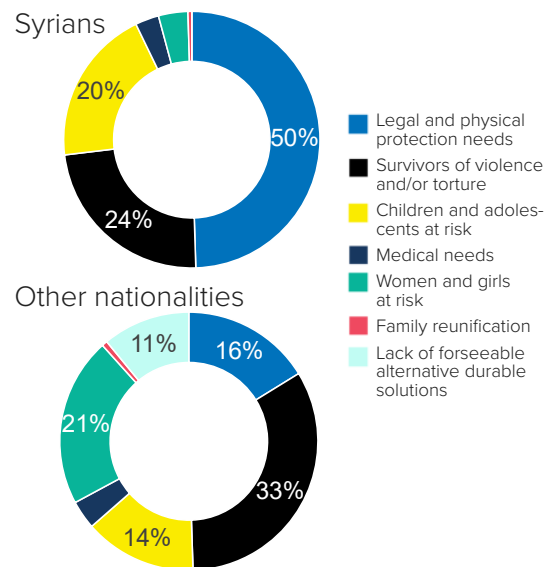
# Categories of resettlement submissions

As an important protection tool that is used to address cases that cannot be provided with appropriate protection and support in their countries of asylum, resettlement cases in 2018 were most commonly submitted based on legal and physical protection needs (39%), to provide adequate protection to survivors of torture and/or violence (27%), and to children and adolescents at risk (18%).<sup>6</sup>

For nationalities other than Syrians (31% of submissions overall), fewer cases were submitted due to legal and physical protection needs (16%). By contrast, more cases were submitted to provide adequate protection to survivors of torture and/or violence, women and girls at risk, and due to the lack of foreseeable alternative durable solutions in protracted refugee situations (33%, 21% and 11% respectively).

Overall, just 1% of cases submitted to European countries were under the emergency submission procedures, while 11% were regarded as urgent.<sup>6</sup>

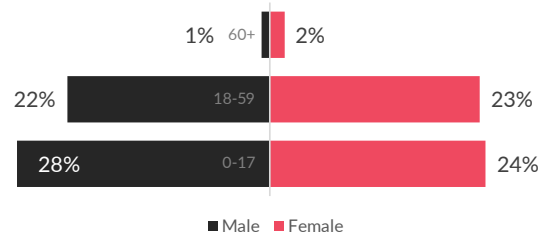
Of the 3,779 resettlement cases (16,919 individuals in total) on which a decision was made in 2018 by European countries, 90% were accepted, consistent with acceptance rates in previous years, as well as globally.



# Demographics

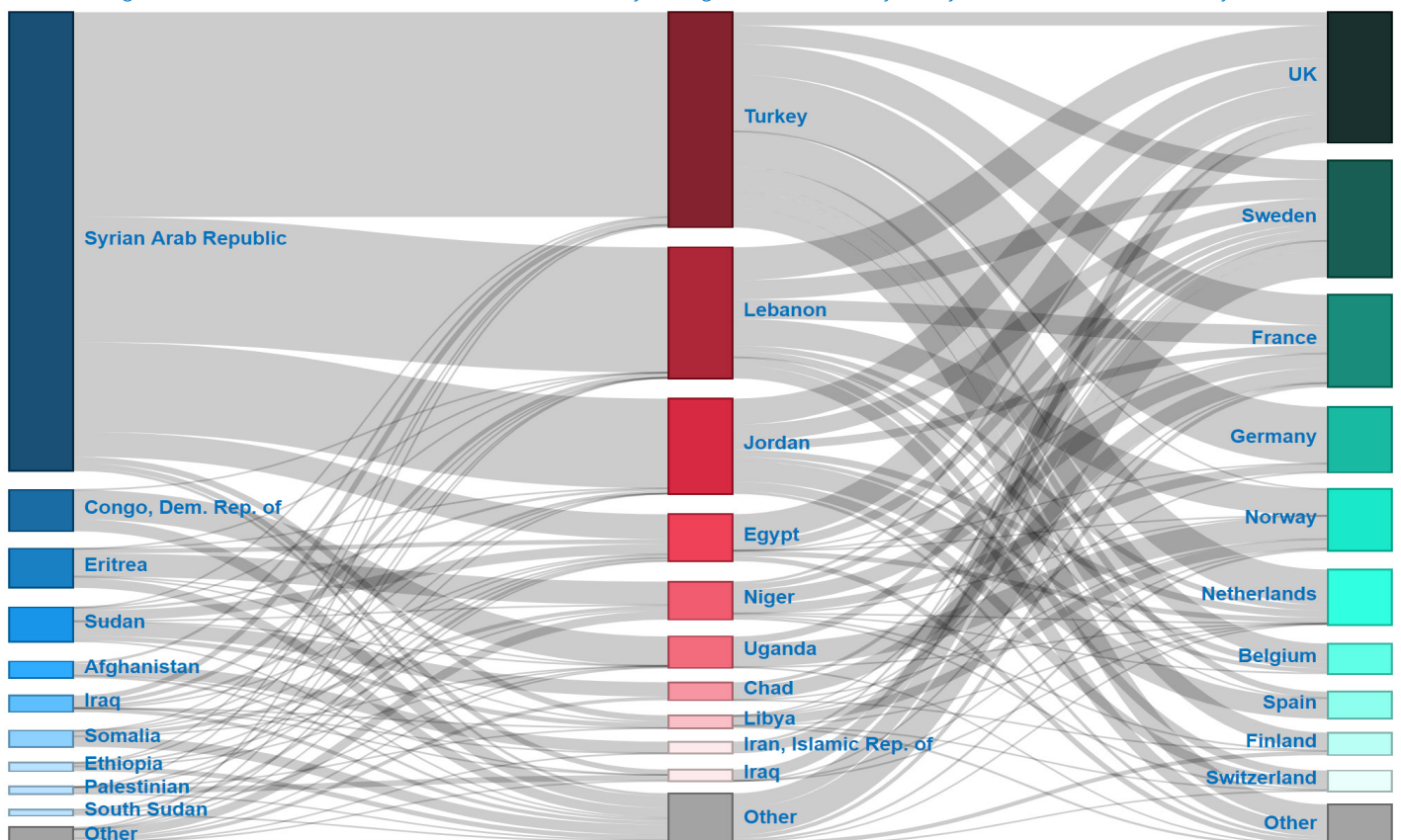
In the first six months of 2018, 52% of those people whose resettlement cases were submitted to Europe were children, 45% were aged between 18 and 59, and 3% were over 60 years old. Overall, submissions of men and boys compared to women and girls were close to equal (51% versus 49%). This demographic profile is very consistent with submissions in 2017 and also by both the country of origin and country of resettlement.

Each case submitted to Europe included just under 4 people on average in 2018, with just 8% of submissions being only for one person.



# Flow of refugees

Flow of refugees submitted for resettlement in 2018 from country of origin via their country of asylum to the intended country of resettlement



<sup>6</sup> See the [UNHCR Resettlement Handbook](#): chapter six (resettlement submission categories) on page 243 and section 6.1.1 (resettlement priority levels) on page 246.