

IDPs and Data: Evidence across the Displacement Continuum



Dr. Farshid Farzam, Welthungerhilfe Afghanistan
UNHCR Annual Consultations with Non-Governmental Organizations 2019

SNAPSHOT OF IDP SITUATION

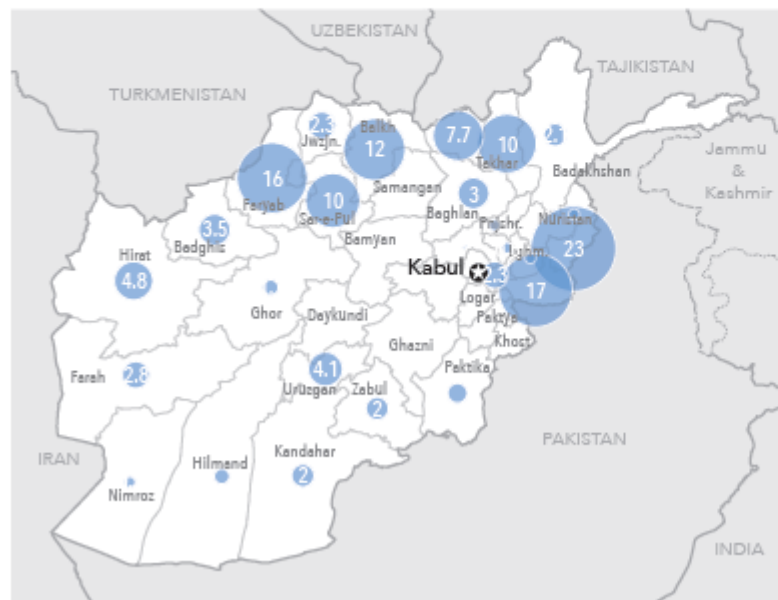
INTERNALLY DISPLACED PEOPLE

 132,200 people newly displaced in 2019


Same period previous years
 2018: 164,000 people displaced
 2017: 166,000 people displaced


 21% adult male |  21% adult female |  58% children under 18

Internally displaced people by province of arrival



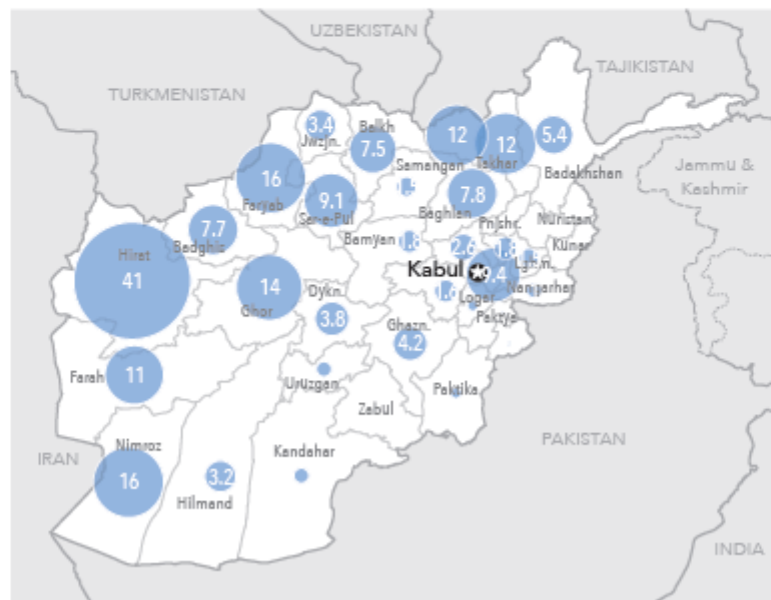
RETURNEES FROM IRAN

 198,600 people returned from Iran in 2019

Same period previous years
 2018: 306,000 returnees
 2017: 156,000 returnees

 43% adult male |  14% adult female |  43% children under 18



Estimated returnees by intended province of return



RETURNEES FROM PAKISTAN

 11,500 people returned from Pakistan in 2019

Same period previous years
 2018: 21,700 returnees
 2017: 77,000 returnees

 35% adult male |  22% adult female |  43% children under 18

Estimated returnees by intended province of return



Snapshot of Population Movements (Jan to May 2019)

Infographic provided by United Nations Office for the Coordination of Humanitarian Affairs

GOOD PRACTICES IN EMERGENCY COORDINATION

- Joint assessments, harmonized tools and approaches, complementary interventions
- Clusters and Task Forces
- Digital Data Collection Systems, Websites and Dashboards
- Timely response provided, even if not complete

CHALLENGES IN DURABLE SOLUTIONS PLANNING

- Highly dynamic and fluid situation of IDPs
- Inadequate operational time plan and data management
- Weak linkage between emergency, early recovery and long-term interventions
- Land tenure as primary obstacle for durable solutions

DURABLE SOLUTIONS PLANNING – CURRENT EFFORTS

- Many institutional bodies, research and policies
- Presidential Decree 305 on land allocation
- WHH as a member of DiREC
- WHH's work on roll-out of National IDP Policy Action Plan