

### Survey Findings

Freedom Status	Country Breakdown	Population Breakdown (in billions)
FREE	63 (32%)	0.98 (14%)
PARTLY FREE	70 (36%)	3.04 (43%)
NOT FREE	64 (32%)	3.03 (43%)
<b>TOTAL</b>	<b>197 (100%)</b>	<b>7.05 (100%)</b>

The Map of Press Freedom reflects the findings of Freedom House's study *Freedom of the Press 2013: A Global Survey of Media Independence*, which rates the level of press freedom in 197 countries and territories during 2012. Based on these numerical ratings, countries are classified as Free, Partly Free, or Not Free.

The ratings system is designed to capture the varied ways in which pressure can be placed on the flow of information and

the ability of print, broadcast, and internet-based news outlets to operate freely and without fear of repercussions. The study also assesses the degree of news and information diversity available to the public in any given country, from either local or transnational sources.

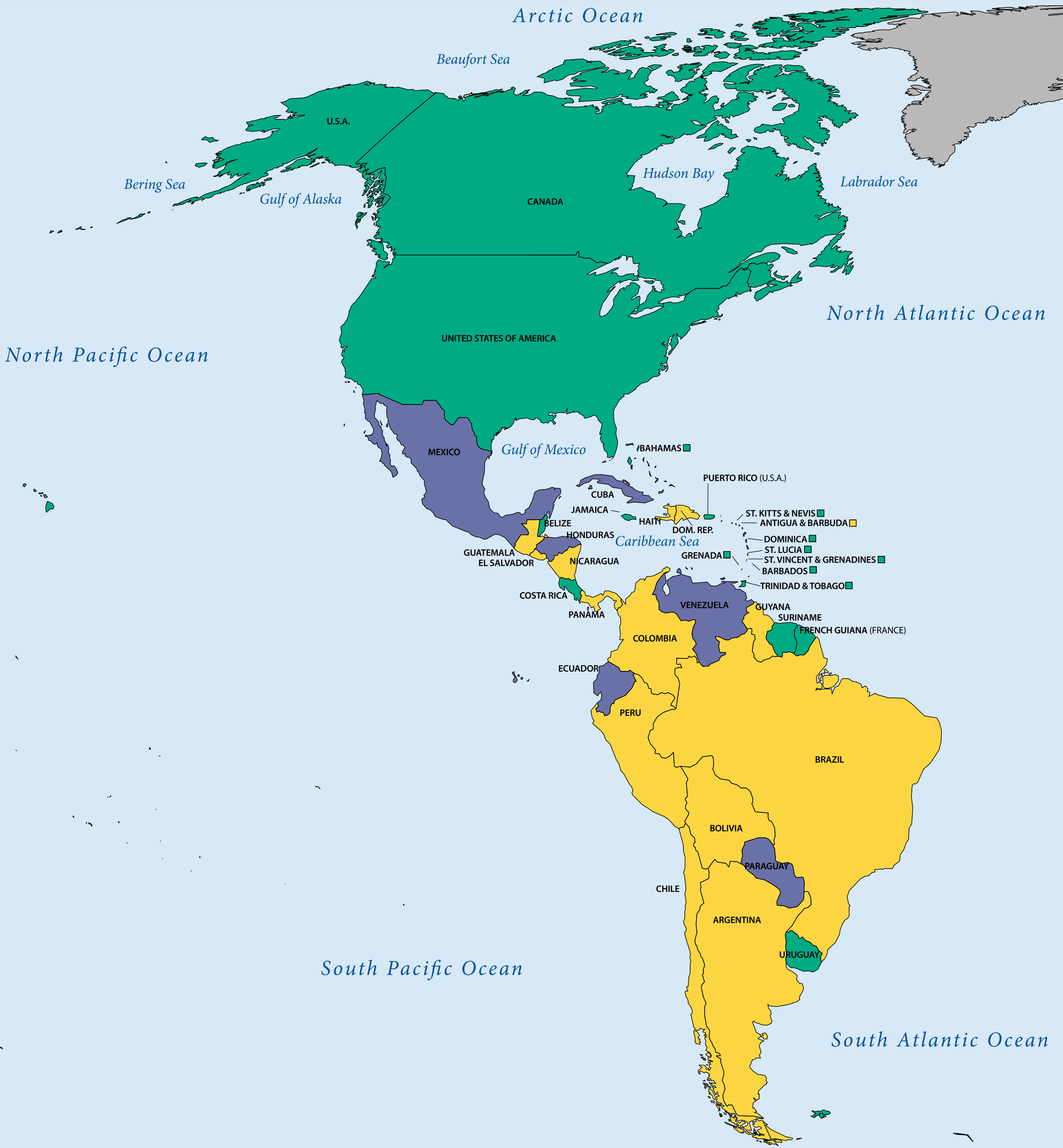
Criteria include: the legal environment in which the media operate; the degree of political control over the news media; economic pressures on content; and violations of press freedom

ranging from the murder of journalists to other extralegal abuse and harassment by both state and nonstate actors.

Freedom House is an independent nongovernmental organization that has monitored press freedom worldwide since 1980.

[www.freedomhouse.org](http://www.freedomhouse.org)

# Map of Press Freedom: Americas



## Survey Findings: Americas

Freedom Status	Global Country Breakdown	Global Population Breakdown	Regional Country Breakdown	Regional Population Breakdown
FREE	63 (32%)	981,193,200 (14%)	15 (43%)	362,635,000 (38%)
PARTLY FREE	70 (36%)	3,038,623,000 (43%)	14 (40%)	393,100,000 (42%)
NOT FREE	64 (32%)	3,026,828,740 (43%)	6 (17%)	187,017,000 (20%)
TOTAL	197	7,046,644,940	35	942,752,000

[www.freedomhouse.org](http://www.freedomhouse.org)



The Map of Press Freedom: Americas reflects the findings of Freedom House's study *Freedom of the Press 2013: A Global Survey of Media Independence*, which rates the level of press freedom in 197 countries and territories during 2012. Based on these numerical ratings, countries are classified as Free, Partly Free, or Not Free.

The ratings system is designed to capture the varied ways in which pressure can be placed on the flow of information and the ability of print, broadcast, and internet-based news outlets to operate freely and without fear of repercussions. The study also assesses the degree of news

and information diversity available to the public in any given country, from either local or transnational sources.

Criteria include: the legal environment in which the media operate; the degree of political control over the news media; economic pressures on content; and violations of press freedom ranging from the murder of journalists to other extralegal abuse and harassment by both state and nonstate actors.

Freedom House is an independent nongovernmental organization that has monitored press freedom worldwide since 1980.

# Map of Press Freedom: Asia-Pacific



## Survey Findings: Asia-Pacific

Freedom Status	Global Country Breakdown	Global Population Breakdown	Regional Country Breakdown	Regional Population Breakdown
FREE	63 (32%)	981,193,200 (14%)	15 (37.5%)	185,760,800 (5%)
PARTLY FREE	70 (36%)	3,038,623,000 (43%)	12 (30%)	1,842,639,600 (47%)
NOT FREE	64 (32%)	3,026,828,740 (43%)	13 (32.5%)	1,879,572,800 (48%)
TOTAL	197	7,046,644,940	40	3,907,973,200

[www.freedomhouse.org](http://www.freedomhouse.org)

The Map of Press Freedom: Asia-Pacific reflects the findings of Freedom House's study *Freedom of the Press 2013: A Global Survey of Media Independence*, which rates the level of press freedom in 197 countries and territories during 2012. Based on these numerical ratings, countries are classified as Free, Partly Free, or Not Free.

The ratings system is designed to capture the varied ways in which pressure can be placed on the flow of information and the ability of print, broadcast, and internet-based news outlets to operate freely and without fear of repercussions. The study also assesses the degree of news

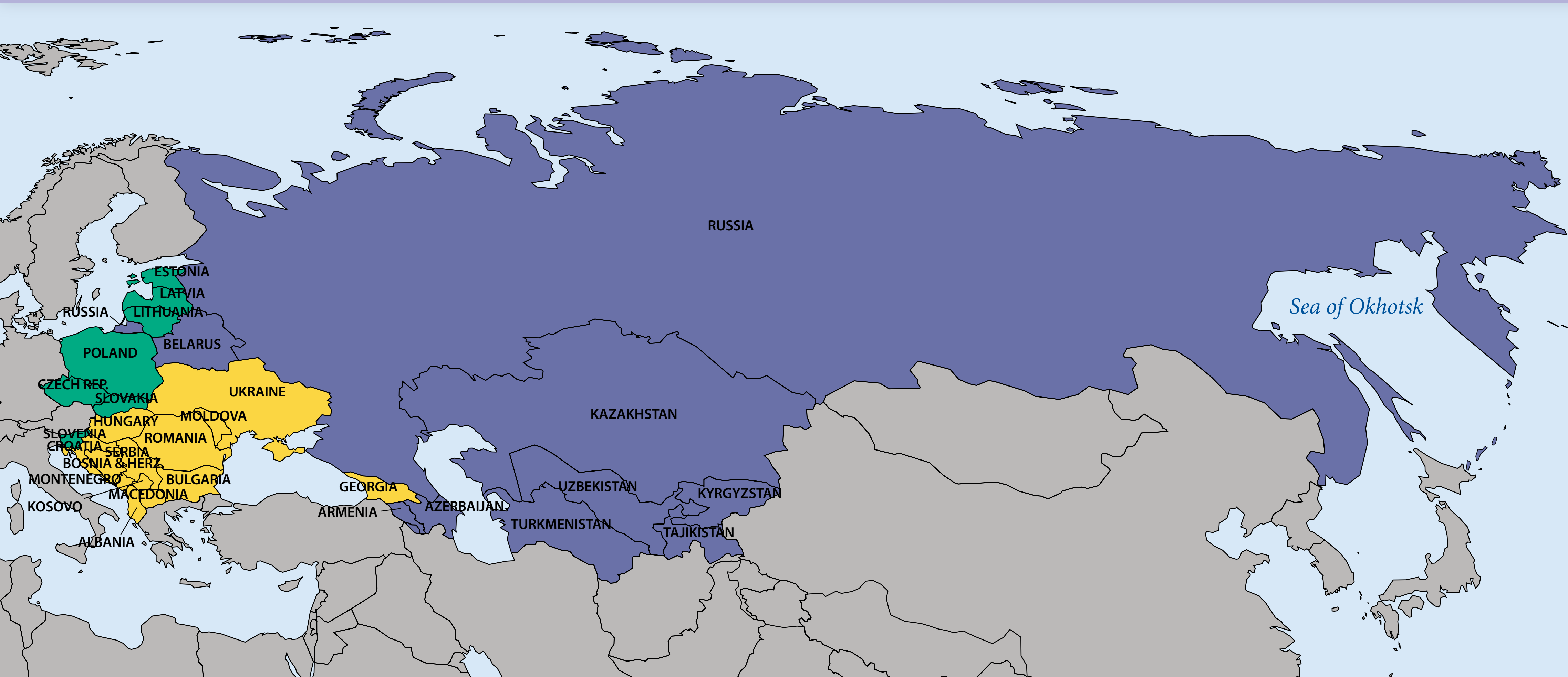
and information diversity available to the public in any given country, from either local or transnational sources.

Criteria include: the legal environment in which the media operate; the degree of political control over the news media; economic pressures on content; and violations of press freedom ranging from the murder of journalists to other extralegal abuse and harassment by both state and nonstate actors.

Freedom House is an independent nongovernmental organization that has monitored press freedom worldwide since 1980.



# Map of Press Freedom: Central and Eastern Europe/Eurasia



## Survey Findings: Central and Eastern Europe/Eurasia

Freedom Status	Global Country Breakdown	Global Population Breakdown	Regional Country Breakdown	Regional Population Breakdown
FREE	63 (32%)	981,193,200 (14%)	7 (24%)	62,704,500 (15%)
PARTLY FREE	70 (36%)	3,038,623,000 (43%)	13 (45%)	115,810,800 (39%)
NOT FREE	64 (32%)	3,026,828,740 (43%)	9 (31%)	229,677,200 (56%)
TOTAL	197	7,046,644,940	29	408,192,500

The Map of Press Freedom: Central and Eastern Europe/Eurasia reflects the findings of Freedom House's study *Freedom of the Press 2013: A Global Survey of Media Independence*, which rates the level of press freedom in 197 countries and territories during 2012. Based on these numerical ratings, countries are classified as Free, Partly Free, or Not Free.

The ratings system is designed to capture the varied ways in which pressure

can be placed on the flow of information and the ability of print, broadcast, and internet-based news outlets to operate freely and without fear of repercussions. The study also assesses the degree of news and information diversity available to the public in any given country, from either local or transnational sources.

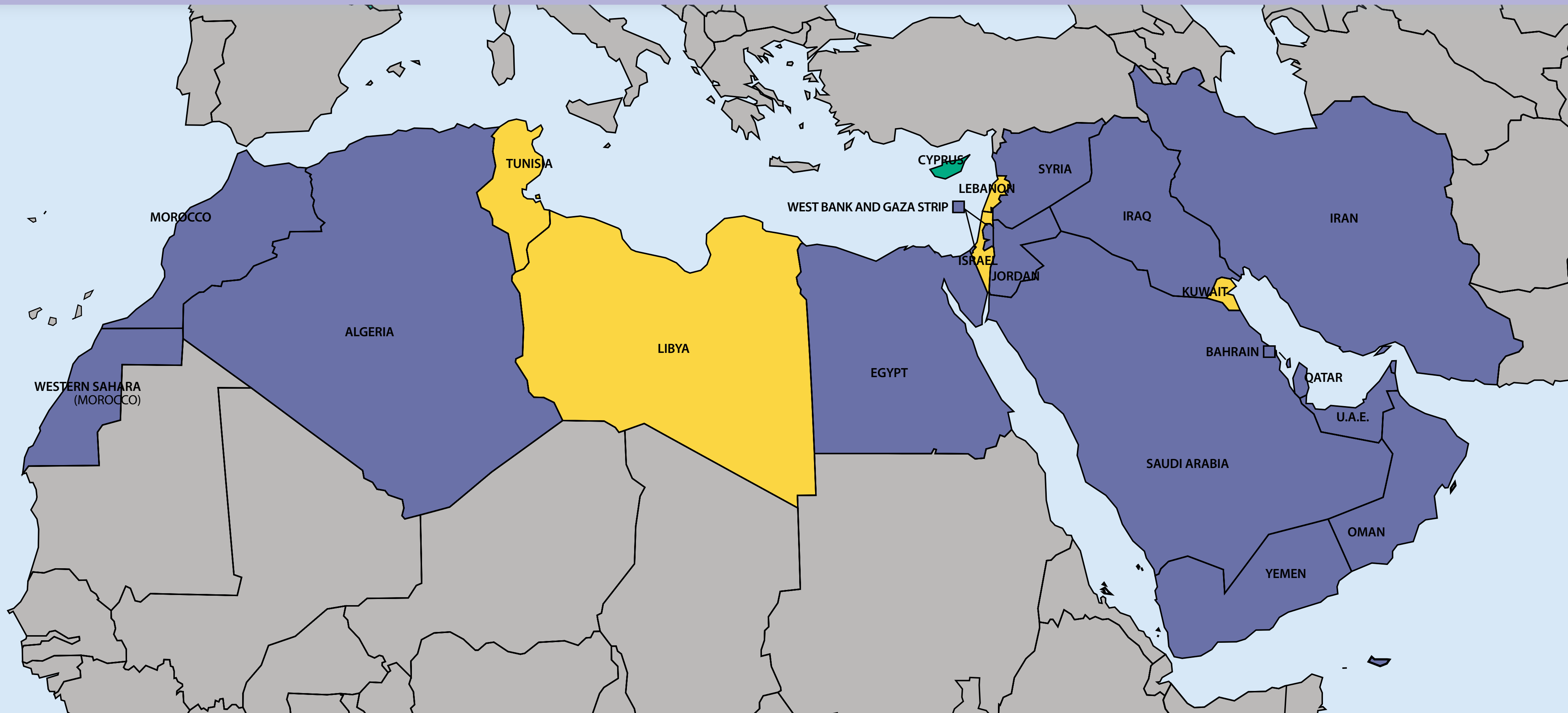
Criteria include: the legal environment in which the media operate; the degree of political control over the news media;

economic pressures on content; and violations of press freedom ranging from the murder of journalists to other extralegal abuse and harassment by both state and nonstate actors.

Freedom House is an independent nongovernmental organization that has monitored press freedom worldwide since 1980.



# Map of Press Freedom: Middle East and North Africa



## Survey Findings: Middle East and North Africa

Freedom Status	Global Country Breakdown	Global Population Breakdown	Regional Country Breakdown	Regional Population Breakdown
FREE	63 (32%)	981,193,200 (14%)	0 (0%)	0 (0%)
PARTLY FREE	70 (36%)	3,038,623,000 (43%)	5 (26%)	32,371,000 (8%)
NOT FREE	64 (32%)	3,026,828,740 (43%)	14 (74%)	365,067,740 (92%)
TOTAL	197	7,046,644,940	19	397,438,740

The Map of Press Freedom: Middle East and North Africa reflects the findings of Freedom House's study *Freedom of the Press 2013: A Global Survey of Media Independence*, which rates the level of press freedom in 197 countries and territories during 2012. Based on these numerical ratings, countries are classified as Free, Partly Free, or Not Free.

The ratings system is designed to capture the varied ways in which pressure

can be placed on the flow of information and the ability of print, broadcast, and internet-based news outlets to operate freely and without fear of repercussions. The study also assesses the degree of news and information diversity available to the public in any given country, from either local or transnational sources.

Criteria include: the legal environment in which the media operate; the degree of political control over the news media;

economic pressures on content; and violations of press freedom ranging from the murder of journalists to other extralegal abuse and harassment by both state and nonstate actors.

Freedom House is an independent nongovernmental organization that has monitored press freedom worldwide since 1980.



# Map of Press Freedom: Sub-Saharan Africa



South Atlantic Ocean

## Survey Findings: Sub-Saharan Africa

Freedom Status	Global Country Breakdown	Global Population Breakdown	Regional Country Breakdown	Regional Population Breakdown
FREE	63 (32%)	981,193,200 (14%)	4 (8%)	27,530,000 (3%)
PARTLY FREE	70 (36%)	3,038,623,000 (43%)	23 (47%)	508,033,900 (56%)
NOT FREE	64 (32%)	3,026,828,740 (43%)	22 (45%)	365,494,000 (41%)
TOTAL	197	7,046,644,940	49	901,057,900

[www.freedomhouse.org](http://www.freedomhouse.org)

The Map of Press Freedom: Sub-Saharan Africa reflects the findings of Freedom House's study *Freedom of the Press 2013: A Global Survey of Media Independence*, which rates the level of press freedom in 197 countries and territories during 2012. Based on these numerical ratings, countries are classified as Free, Partly Free, or Not Free.

The ratings system is designed to capture the varied ways in which pressure can be placed on the flow of information and the ability of print, broadcast, and internet-based news outlets to operate freely and without fear of repercussions. The study also assesses the degree of news and information

diversity available to the public in any given country, from either local or transnational sources.

Criteria include: the legal environment in which the media operate; the degree of political control over the news media; economic pressures on content; and violations of press freedom ranging from the murder of journalists to other extralegal abuse and harassment by both state and nonstate actors.

Freedom House is an independent nongovernmental organization that has monitored press freedom worldwide since 1980.



# Map of Press Freedom: Western Europe



## Survey Findings: Western Europe

Freedom Status	Global Country Breakdown	Global Population Breakdown	Regional Country Breakdown	Regional Population Breakdown
FREE	63 (32%)	981,193,200 (14%)	22 (88%)	342,562,900 (70%)
PARTLY FREE	70 (36%)	3,038,623,000 (43%)	3 (12%)	146,667,700 (30%)
NOT FREE	64 (32%)	3,026,828,740 (43%)	0 (0%)	0 (0%)
TOTAL	197	7,046,644,940	25	489,230,600

[www.freedomhouse.org](http://www.freedomhouse.org)



The Map of Press Freedom: Western Europe reflects the findings of Freedom House's study *Freedom of the Press 2013: A Global Survey of Media Independence*, which rates the level of press freedom in 197 countries and territories during 2012. Based on these numerical ratings, countries are classified as Free, Partly Free, or Not Free.

The ratings system is designed to capture the varied ways in which pressure can be placed on the flow of information and the ability of print, broadcast, and internet-based news outlets to operate freely and without fear of repercussions. The study also assesses the degree of news and information

diversity available to the public in any given country, from either local or transnational sources.

Criteria include: the legal environment in which the media operate; the degree of political control over the news media; economic pressures on content; and violations of press freedom ranging from the murder of journalists to other extralegal abuse and harassment by both state and nonstate actors.

Freedom House is an independent nongovernmental organization that has monitored press freedom worldwide since 1980.