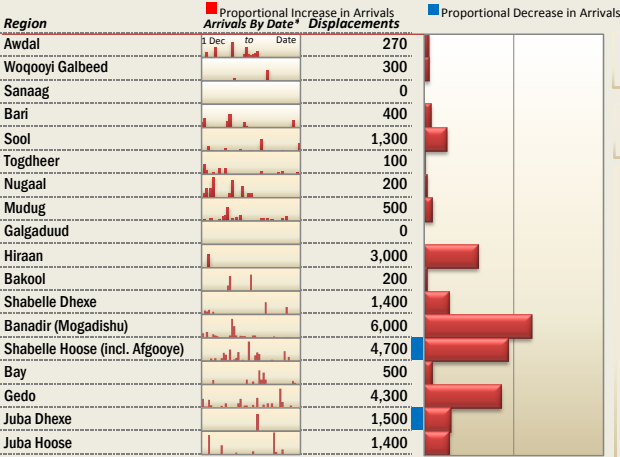


Regions Receiving IDPs



Total Displacements (nationwide)

25,800

Returns (nationwide)

170

Total Displacements from Mogadishu

9,000

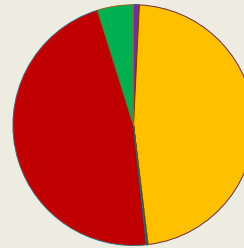
Leaving

5,600

Within

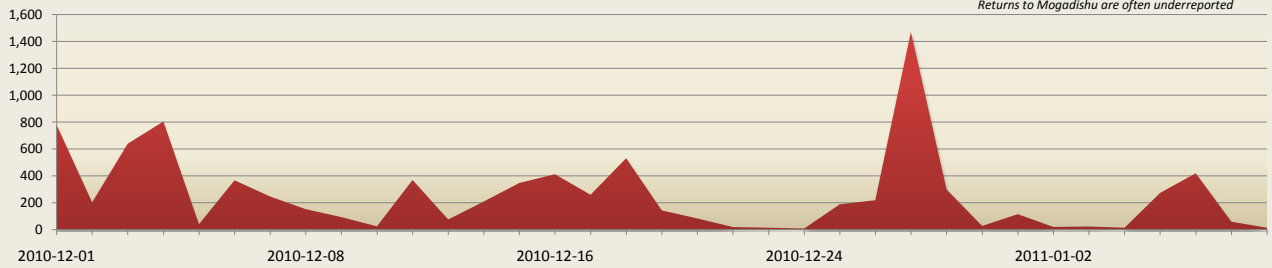
3,400

Main Reasons for Movement



Reason	People
Clan Conflict	200
Drought	12,220
Eviction	20
Forced Return	30
Insecurity	12,110
Lack of livelihood	1,250

Displacement from Mogadishu



Returns to Mogadishu

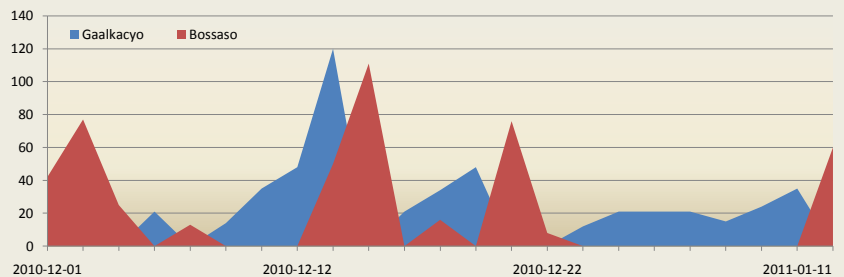
Returns to Mogadishu are often underreported

100

Top 10 Districts Receiving IDPs

District	Region	Displacements
Afgooye	Shabelle Hoose	3,490
Dharkenley	Banadir	2,930
Bulo Burto	Hiraan	2,830
Belet Xaawo	Gedo	2,510
Haliwaa	Banadir	1,410
Laas Caanood	Sool	1,340
Hodan	Banadir	1,130
Jowhar	Shabelle Dhexe	950
Baardheere	Gedo	840
Afmadow	Juba Hoose	790

Arrivals in Gaalkacyo and Bossaso



Top 10 Settlements Receiving IDPs

Town/City	Region	Displacements
Mogadishu	Banadir	5,990
Samataro	Hiraan	2,830
Belet Xaawo	Gedo	2,510
Afgooye	Shabelle Hoose	2,020
Ceelasha	Shabelle Hoose	1,380
Laas Caanood	Sool	1,340
Jowhar	Shabelle Dhexe	950
Baardheere	Gedo	840
Dobley	Juba Hoose	790
Ceel Waaq	Gedo	780

Where People Came From

Town/City	Displacements
Mogadishu	8,990
Baydhaba	3,240
Belet Weyne	2,840
Xaawo-Taako	1,810
Belet Xaawo	940
Qansax Dheere	880
Dhaban Saar	500
Mahadaay	480
Wanla Weyn	470
Burco	460

By Town/City

District	Displacements
Baydhaba	3,520
Belet Weyne	2,840
Afgooye	2,480
Belet Xaawo	1,350
Qansax Dheere	1,000
Caynabo	500
Mahaday	500
Wanla Weyn	500
Burco	500
Buur Hakaba	400

(Not incl. Mogadishu)

NOTE: These figures are estimates. They are intended to show population movement trends, not cumulative IDP population data. Figures are based upon reports received from local NGOs based in the field.

All Displacement Since January 2010

