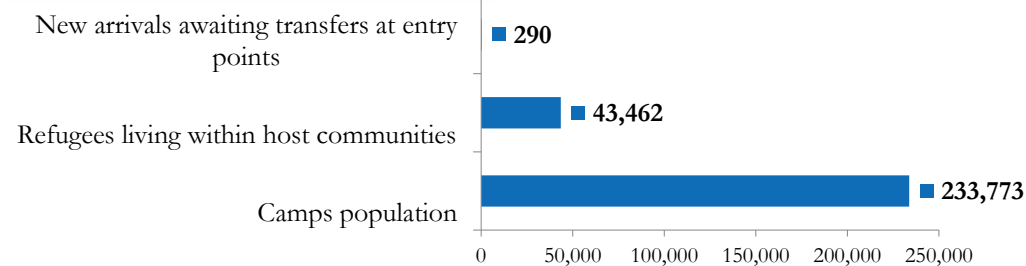


## Refugee population Breakdown

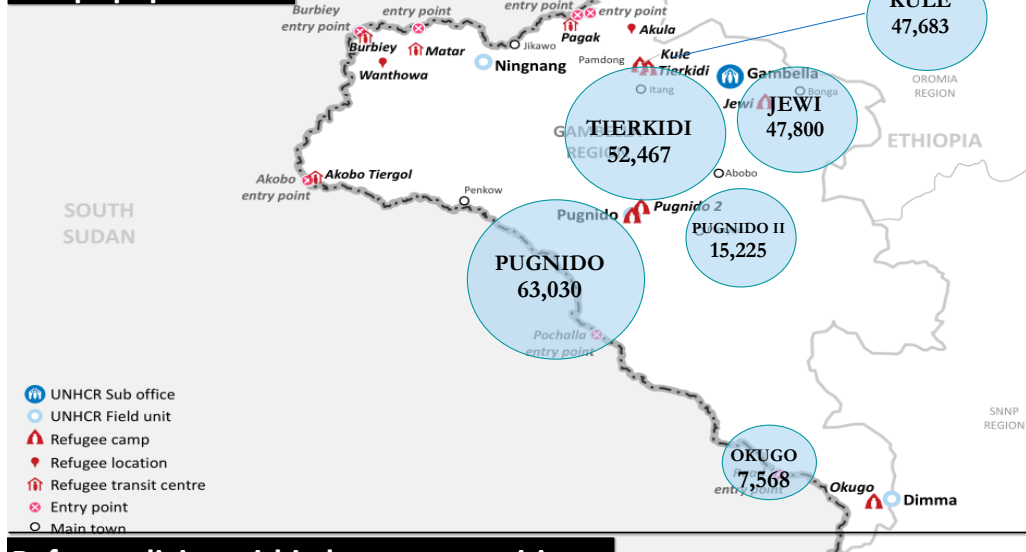


**277,525 \***  
TOTAL GAMBELLA POPULATION

**219,910**  
refugees arrived  
post 15-Dec-2013  
**79%**

**57,615**  
refugees arrived  
pre 15-Dec-2013  
**21%**

## Camps population



Camp Names	Children (age < 18 yrs)		Adults (age >= 18 yrs)		Total	%
	Males	Females	Males	Females		
Pugnido	21,271	20,049	6,946	14,764	63,030	27%
Tierkidi	18,554	17,888	3,992	12,033	52,467	22%
Jewi	17,796	17,089	2,358	10,557	47,800	20%
Kule	15,548	14,821	6,020	11,294	47,683	20%
Okugo	2,348	2,194	976	2,050	7,568	3%
Pugnido II	5,138	4,843	1,678	3,566	15,225	7%
<b>TOTAL</b>	<b>80,655</b>	<b>76,884</b>	<b>21,970</b>	<b>54,264</b>	<b>233,773</b>	<b>100%</b>
	157,539		76,234			
%	67%		33%			

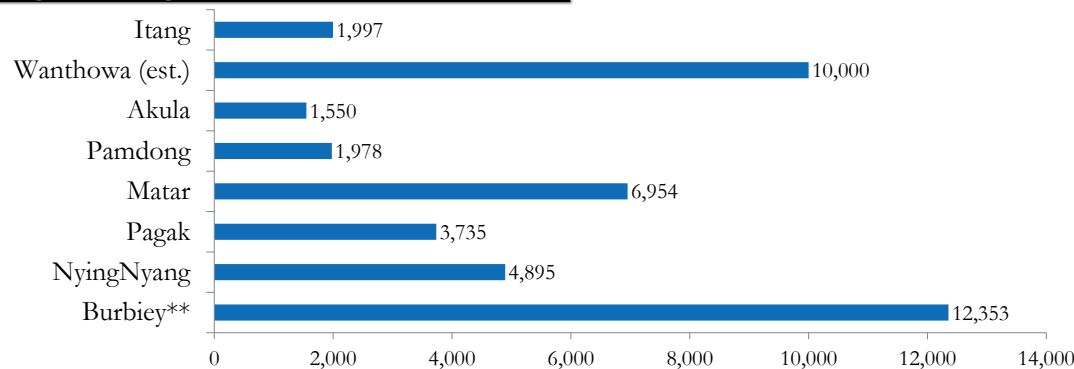
TOTAL CAMPS

**233,773**  
persons

AVERAGE

**4**

## Refugees living within host communities



## New arrivals awaiting transfers

Refugees living  
within host  
communities  
**43,462**  
persons

New arrivals awaiting  
transfers  
to camps  
**290**  
persons  
{ Pagak : 290 }

\* - In addition to 277,525 South Sudanese refugees in Gambella region, there are 10,093 refugees at the camps in Assosa [Breakdown: Pre 15th Dec 2013 = 6,129; Post 15th Dec 2013 = 3,964]

\*\* - Interviews with some refugees indicate that those with large livestock herds as well as traders and other categories were unwilling to move from border entry locations.