

Population Movement Tracking Monthly Report

November 2011

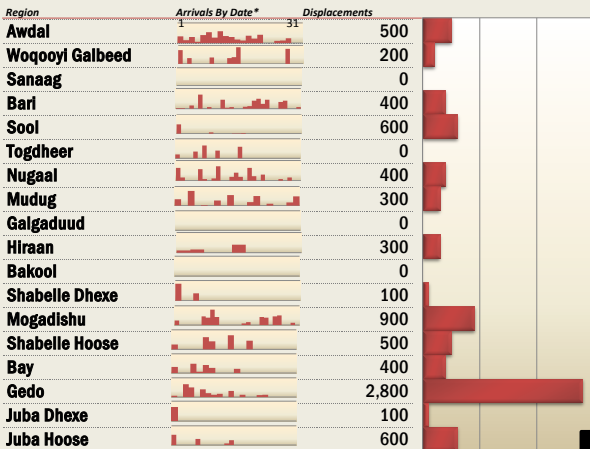


As a result of a number of factors emerging in Al Shabaab controlled areas, as well as within Mogadishu, PMT reports show a decline in the number of movements of IDPs in Somalia with just over 2,000 movements during first two weeks of December and approximately 8,000 in November, down from 41,000 in October. These factors include, but are not limited to, increased checkpoints and restrictions on movement imposed on returnees from Al Shabaab controlled areas, levying of tax on mini-bus drivers and intimidation and arrests of businessmen who wish to return. Furthermore, intensified fighting in the southern regions has prevented many from moving out of these regions. In Mogadishu, PMT reports indicate that lack of livelihood, sanitation and shelter, hidden IEDs and sporadic fighting, as well as 'arbitrary' arrests of alleged Al Shabaab suspects by the TFG security forces, have made people reluctant to return to their area of origin. Despite this, in addition to the reported 8,000 displacements, over 4,000 IDP returns were reported nationwide - 3,500 IDPs were reported to have voluntarily returned to Mogadishu in November. Meanwhile, Al Shabaab reportedly instructed the majority of IDPs in Baardheere district of Gedo region to return to their places of origin - in total, over 2,000 people were reported to have been displaced from the district.

Total Displacements within Somalia

8,000 nationwide

Areas Receiving IDPs



* Arrivals by Date shows roughly when IDPs arrived during the month.

Top 10 Districts Receiving IDPs

District	Region	Displacements
Baardheere	Gedo	1,750
Hodan	Banadir	690
Ceel Waaq	Gedo	650
Laas Caanood	Sool	530
Zeylac	Awdal	460
Kismaayo	Juba Hoose	410
Garowe	Nugaal	380
Gaalkacyo	Mudug	340
Afgooye	Shabelle Hoose	290
Belet Weyne	Hiraan	250

Top 10 Urban Areas Receiving IDPs

Town/City	Region	Displacements
Baardheere	Gedo	1,580
Mogadishu/Hodan	Banadir	690
Ceel Waaq	Gedo	650
Laas Caanood	Sool	530
Lawya Caddo	Awdal	460
Kismaayo	Juba Hoose	410
Garowe	Nugaal	380
Gaalkacyo	Mudug	340
Bossaso	Bari	240
Afgooye	Shabelle Hoose	230

NOTE:

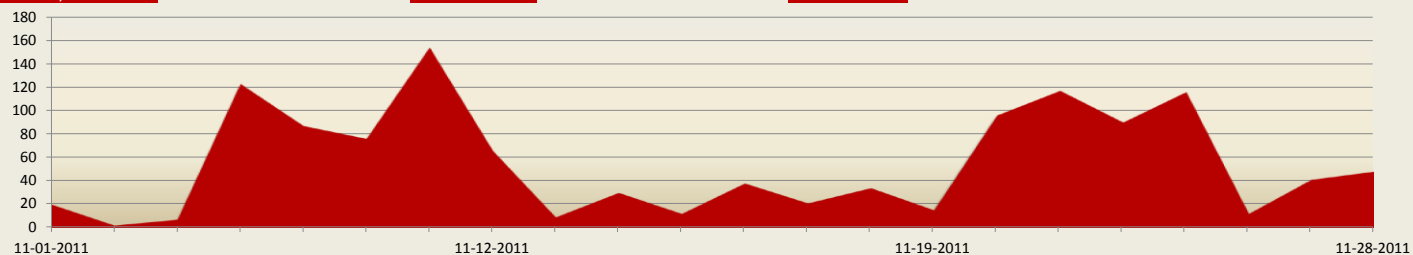
These figures are estimates derived from IASCs' Population Movement Tracking (PMT) System. They are intended to show population movement trends, not cumulative IDP population data. Due to the fluid nature of displacement in Somalia and in order to avoid capturing multiple displacements, UNHCR limits the reporting range to a period of three months - these figures should therefore not be added and used cumulatively.

Mogadishu displacement

1,200 Leaving Mogadishu

500 Within Mogadishu

700

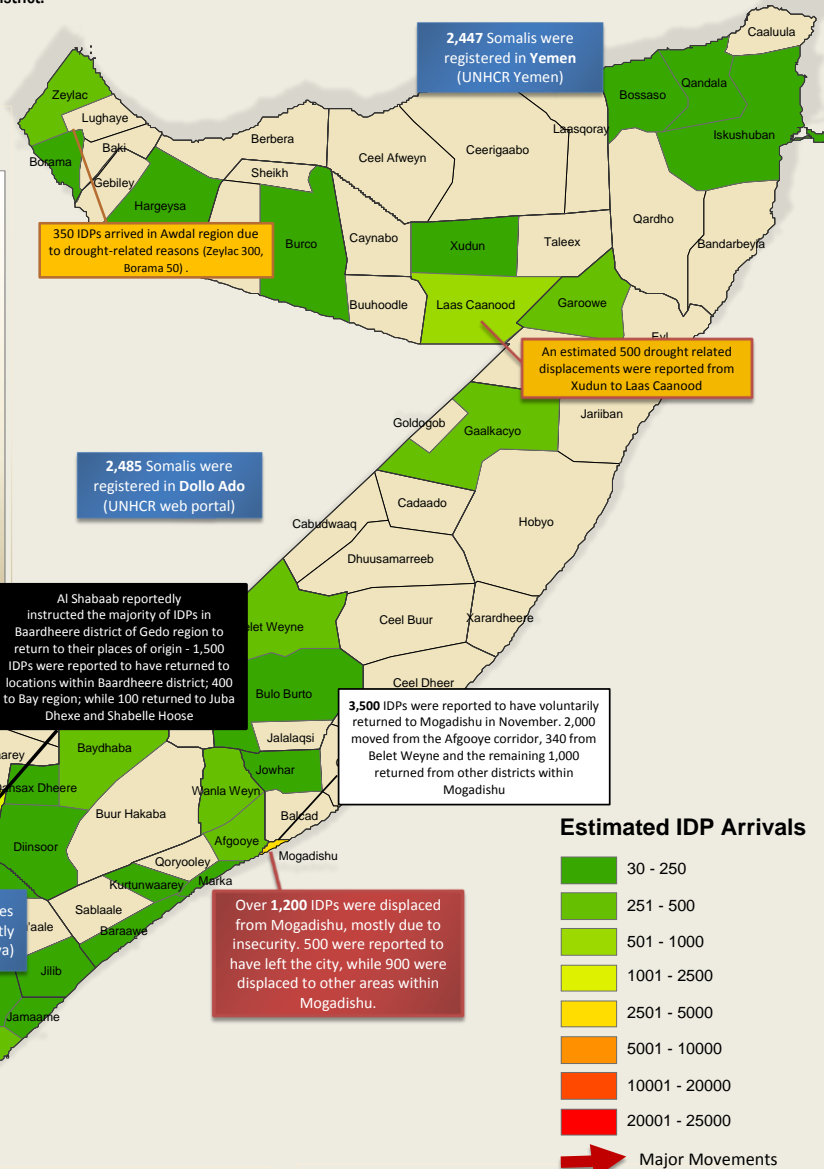


Returns to Mogadishu

3,500

Nationwide Returns

4,700



2,447 Somalis were registered in Yemen (UNHCR Yemen)

350 IDPs arrived in Awdal region due to drought-related reasons (Zeylac 300, Borama 50).

An estimated 500 drought related displacements were reported from Xudun to Laas Caanood

2,485 Somalis were registered in Dollo Ado (UNHCR web portal)

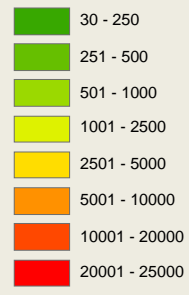
Al Shabaab reportedly instructed the majority of IDPs in Baardheere district of Gedo region to return to their places of origin - 1,500 IDPs were reported to have returned to locations within Baardheere district; 400 to Bay region, while 100 returned to Juba Dhexe and Shabelle Hoose

3,500 IDPs were reported to have voluntarily returned to Mogadishu in November. 2,000 moved from the Afgooye corridor, 340 from Belet Weyne and the remaining 1,000 returned from other districts within Mogadishu

Dadaab registration figures for November are currently unavailable (UNHCR Kenya)

Over 1,200 IDPs were displaced from Mogadishu, mostly due to insecurity. 500 were reported to have left the city, while 900 were displaced to other areas within Mogadishu.

Estimated IDP Arrivals



Major Movements

Where people are displaced from;

Town/City	Type	Displacements
Baardheere	City	1,970
Kismaayo	District	590
Belet Weyne	District	490
Sarmaanyo	Town	480
Mogadishu/Daynik District		470
Belet Xaawo	Town	440
Mogadishu/Heliwa District		390
Baldoa	District	270
Bossaso	District	250
Saudi Arabia (Gene Town)		220

By District

District	Displacements
Baardheere	1,970
Kismaayo	590
Belet Xaawo	530
Afgooye	510
Belet Weyne	510
Xudun	480
Garbahaarey	340
Baydhaba	320
Bossaso	250
Gaalkacyo	190

Not Including Mogadishu

Overview of Reports Received

Number of Reports Received

336

Causes of Movement

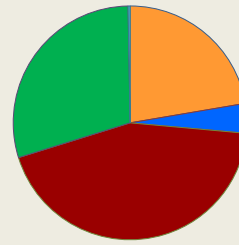
Type	People	Reports
IDP Return	4,700	49
Insecurity	2,930	89
Forced Return	2,600	40
Lack of livelihood	2,200	73
Drought	1,420	74
Flood	260	10

Breakdown of Reports by Location

Country	Region	Forms
Somalia	South Centr	161
Somalia	Puntland	106
Somalia	Somaliland	58
Kenya		10
Ethiopia		1

Movements outside of Somalia are not reported in the overall total figures

Reasons for Displacement*



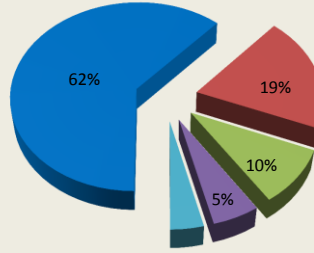
Reason	People
Drought	1,420
Flood	260
Insecurity	2,780
Lack of livelihood	1,870
Relocation	20

Coping Mechanisms

Displacement trends reflect the tendency for IDPs to travel in groups and move to areas where they can find social/clan support.



Priority Needs as stated by IDP respondents

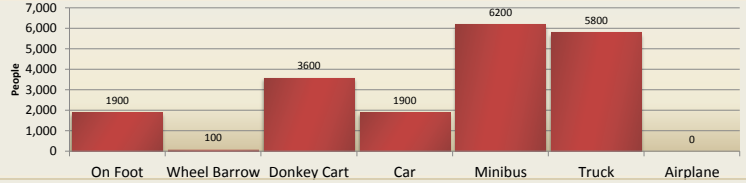


Need	Percentage
Food	62%
Shelter	19%
Livelihood support	10%
Protection from conflict	5%
Water	4%

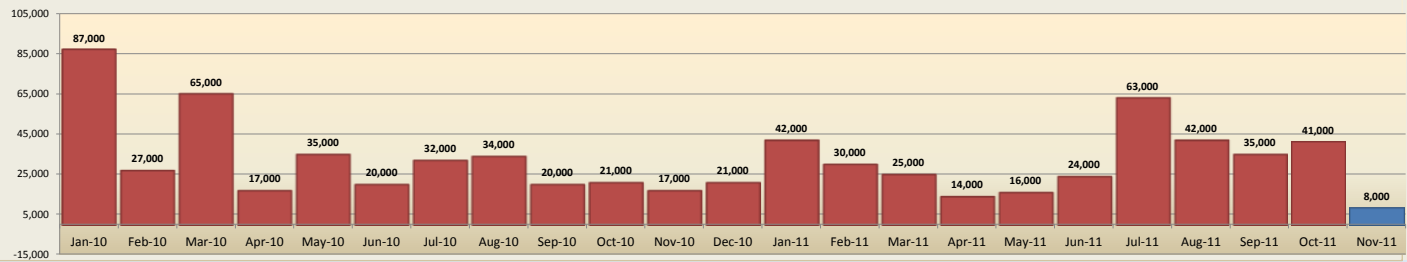
On a single form, IDPs can state various priority needs, this chart shows the top priorities only.

Mode of Transportation

The mode of transportation for IDPs varies from place to place. The following methods were reported. (Note: IDPs on a single form can declare various methods of transportation)



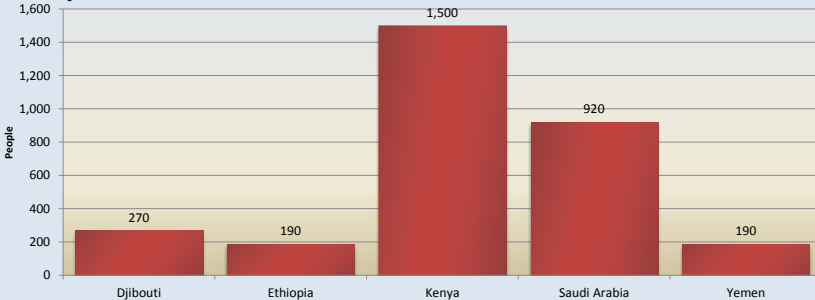
All Displacement since January 2010



Cross-Border Movement

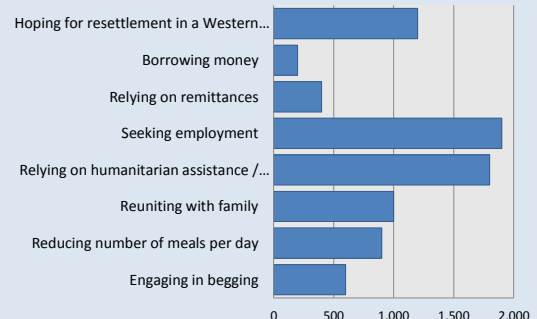
Registration in Dadaab has been limited due to security concerns in the area. Ethiopia registered 2,485 new Somali arrivals in Dollo Ado (UNHCR Web Portal <http://data.unhcr.org/horn-of-africa>) and 2,447 were registered in Yemen (UNHCR Yemen).

IDPs Expression of Intention to Cross International Borders

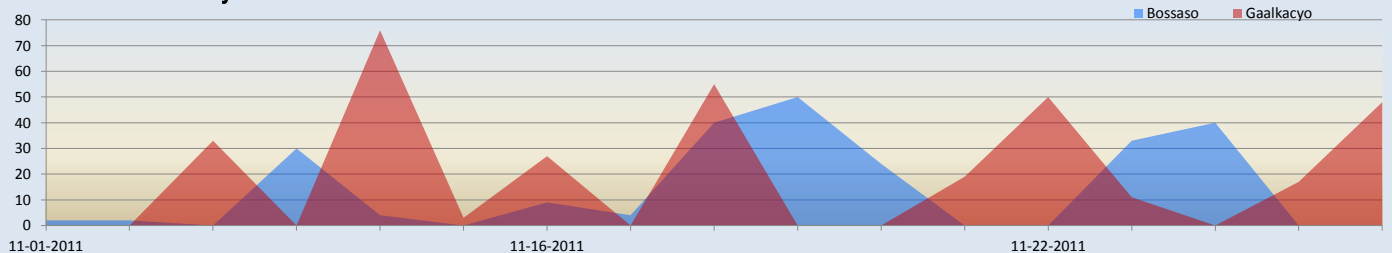


Please note that our database only accepts 1 final destination per form. The destination furthest away is the one entered in the database. For example a form that lists the final destination as "Saudi Arabia and Yemen" will have Saudi Arabia entered in the database. As a result the numbers above should be considered estimates and indicative of general trends only.

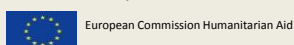
Coping Mechanisms (Mixed Migration)



IDPs Arrivals in Gaalkacyo and Bossaso



PMT/PMN is funded by:



For further information contact:

smawfiel@unhcr.org Matthew Smawfield
needham@unhcr.org Andreas Needham

Operations Data Manager
 PI Officer/Executive Assistant

*Reasons for displacement excludes IDP returns