

**Summary**

In this reporting period, 15,476 movements were recorded throughout Somalia with 8,834 in Puntland, 2,483 in Somaliland and 6,159 in South and Central . These were Insecurity - Other Insecurity (6,636), Insecurity - Military Offensive (3,633), Cross border movement (1,527), Eviction (1,502), Lack of livelihood (754), Clan Conflict (294), IDP Return (243), Flood (240), Forced Return (193), Could not afford to stay in the previous location (if IDP) or country (if cross border) (149), Improved security/political situation in location of return (124), Felt unsafe in country of asylum (80), Access to humanitarian assistance (51), Lost hope of being resettled in country of asylum (28) and Temporary cross-border movement for planting/harvest season (22).

Movements in Puntland were significantly high at the border point in Bosaso. These movements were attributed to the conflict in Yemen with a total of 6,834 movements reported in Puntland. In South Central, increased movements were reported in Kismayo and subsequently attributed to refugee returns from Garissa in Kenya and forced evictions from Kismayo. These persons settled in Jamaame, Afmadow, Badhaadhe and other parts of Kismayo with a total of 6,159 movements reported. In Somaliland, increased movements were reported in Woqoyi Galbeed and attributed to returns from Yemen resulting from the ongoing conflict with a total of 2,483 movements recorded.

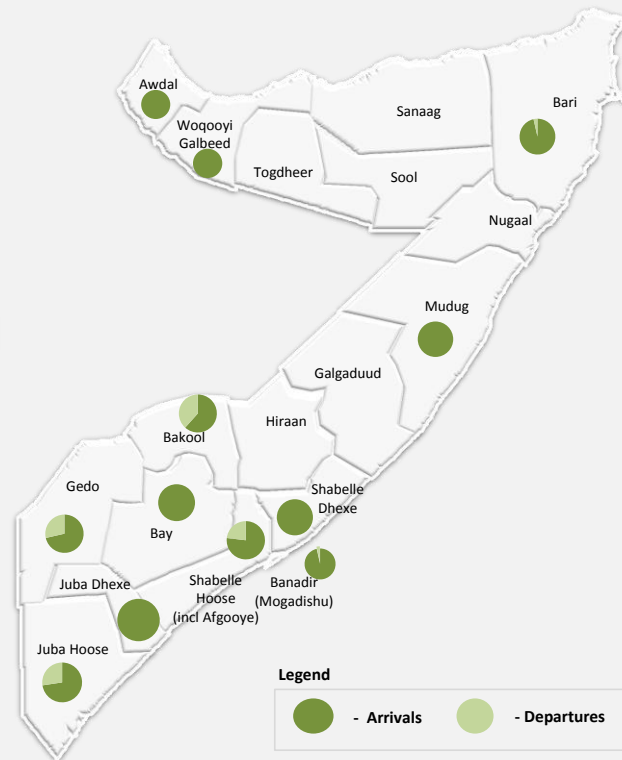

Military interventions were also reported in Bakool and these resulted in 156 displacements mainly into Bab Dhuure(103), Waajid (31) and Teyeeglow (22) districts.

3,266 new arrivals from Yemen were also reported throughout Somalia during this period. The new arrivals were at Berbera (2143) , Bossaso (623) Banadir (256), Mudug (27), Bay (94), Awdal (8), Shabelle Dhexe (110) and Shabelle Hoose (5). As mentioned above, most new arrivals to Somalia mainly returning from Yemen, Djibouti and Saudi Arabia are as a result of the linked ongoing conflict in Yemen and forced returns from Saudi Arabia.

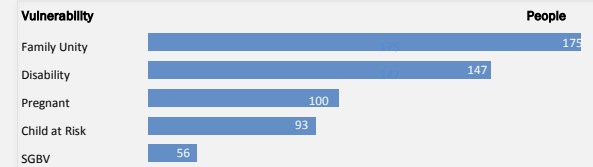
**Regional IDP Population Estimates**

| Regions            | Arrival       | Departure    | Est IDP Pop   |
|--------------------|---------------|--------------|---------------|
| Awdal              | 75            | 0            | 75            |
| Bakool             | 135           | 84           | 51            |
| Banadir            | 2,400         | 89           | 2,311         |
| Bari               | 6,178         | 226          | 5,952         |
| Bay                | 284           | 0            | 284           |
| Gedo               | 160           | 64           | 96            |
| Juba Dhexe         | 358           | 0            | 358           |
| Juba Hoose         | 1,349         | 509          | 840           |
| Mudug              | 430           | 0            | 430           |
| Shabelle Dhexe     | 424           | 0            | 424           |
| Shabelle Hoose     | 233           | 70           | 163           |
| Woqooyi Galbeed    | 2,408         | 0            | 2,408         |
| <b>Grand Total</b> | <b>14,434</b> | <b>1,042</b> | <b>13,392</b> |

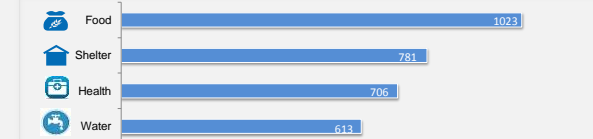
**Number of people displaced on:**



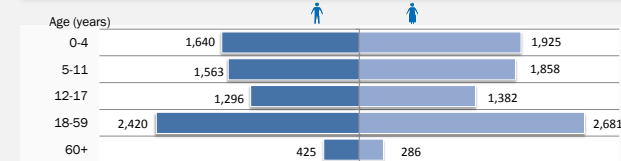
**Key vulnerable groups**



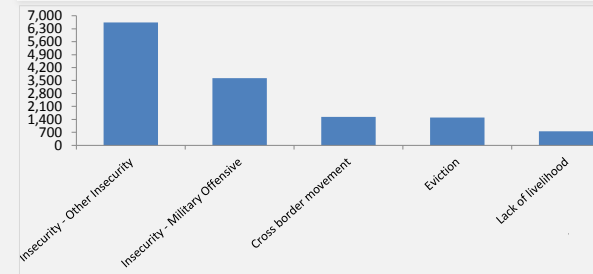
**Urgent needs**



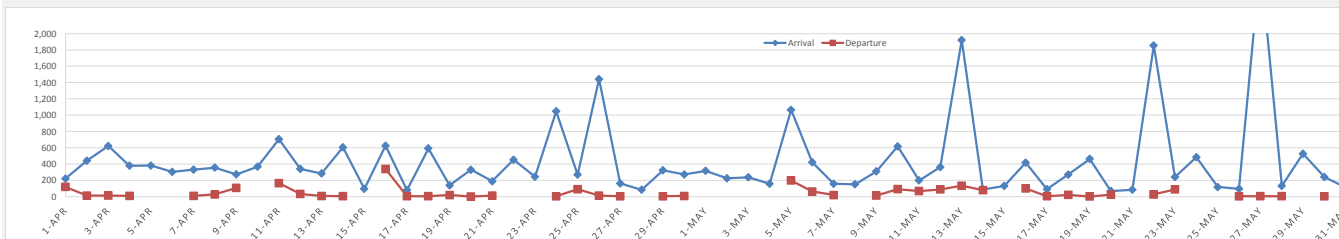
**Displacement demography**



**Main reasons for movement in Somalia**



**Daily displacement trends in Somalia - 2015**



**Monthly displacement trends in Somalia - 2015**

