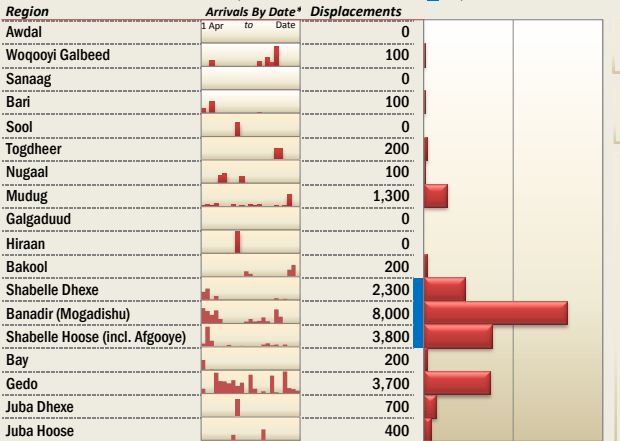


## Regions Receiving IDPs



## Total Displacements (nationwide)

**21,200**

## IDP Returns (nationwide)

**610**

## Total Displacements from Mogadishu

**16,600**

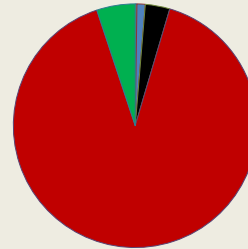
Leaving

**8,800**

Within

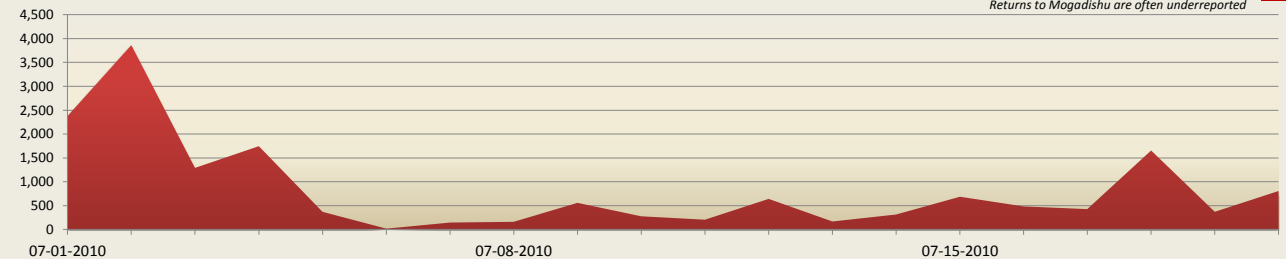
**7,700**

## Main Reasons for Movement



Reason	People
Drought	50
Flood	230
Forced Return	690
Insecurity	19,140
Lack of livelihood	1,080

## Displacement from Mogadishu



## IDP Returns to Mogadishu

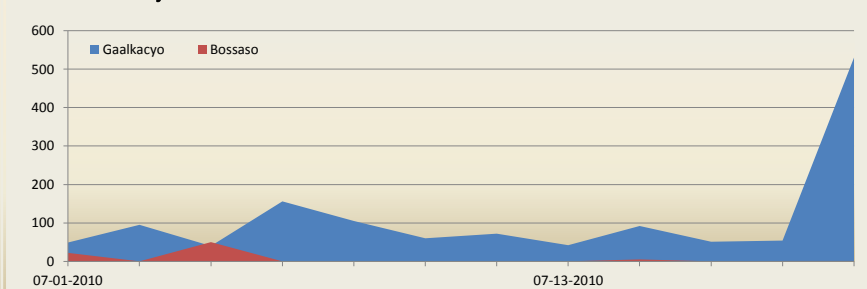
**0**

Returns to Mogadishu are often underreported

## Top 10 Districts Receiving IDPs

District	Region	Displacements
Afgooye	Shabelle Hoose	3,100
Haliwaa	Banadir	2,930
Warsheikh	Shabelle Dhexe	1,610
Baardheere	Gedo	1,430
Dharkenley	Banadir	1,410
Gaalkacyo	Mudug	1,350
Belet Xaawo	Gedo	1,250
Wadajir	Banadir	1,120
Ceel Waaq	Gedo	910
Bu'aale	Juba Dhexe	750

## Arrivals in Gaalkacyo and Bossaso



## Top 10 Settlements Receiving IDPs

Town/City	Region	Displacements
Mogadishu	Banadir	7,980
Warsheikh	Shabelle Dhexe	1,610
Afgooye	Shabelle Hoose	1,570
Baardheere	Gedo	1,430
Gaalkacyo	Mudug	1,350
Belet Xaawo	Gedo	1,250
Ceelasha	Shabelle Hoose	1,160
Ceel Waaq	Gedo	910
Bu'aale	Juba Dhexe	750
Balcad	Shabelle Dhexe	560

## Where People Came From

Town/City	Displacements
Mogadishu	16,570
Baydhaba	1,490
Belet Xaawo	880
Bossaso	690
Balcad	270
Warsheikh	260
Ceelasha	210
Waajid	200
Belet Weyne	140
Jilib	120

## By District

District	Displacements
Baydhaba	1,490
Belet Xaawo	880
Bossaso	690
Balcad	270
Warsheikh	260
Afgooye	240
Waajid	200
Belet Weyne	100
Jilib	100
Jamaame	100

(Not incl. Mogadishu)

NOTE: These figures are estimates. They are intended to show population movement trends, not cumulative IDP population data. Figures are based upon reports received from local NGOs based in the field.

## All Displacement in 2010

