

# PMT Mogadishu Dashboard

Last Updated 14/01/2011 09:15

Total Displacements from Mogadishu

**9,000**

Leaving the City To Areas Within Mogadishu

**5,600**

**3,400**

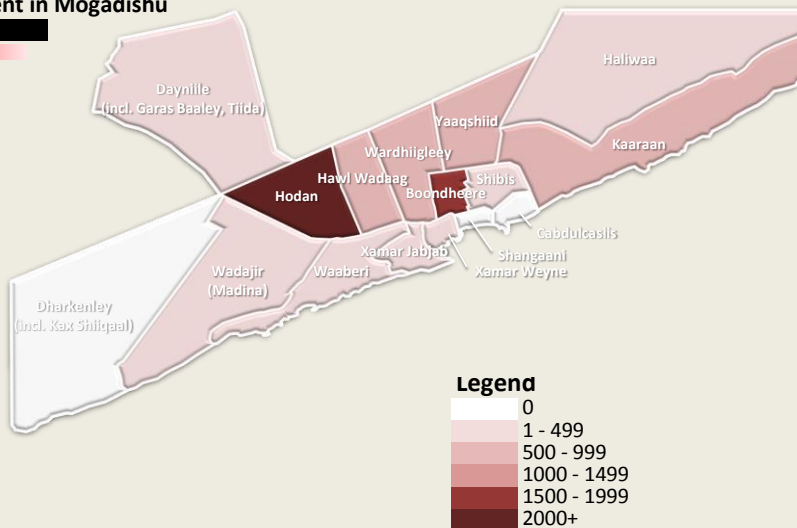
Total Displacements Nationwide

**25,800**

Since **1 December 2010**

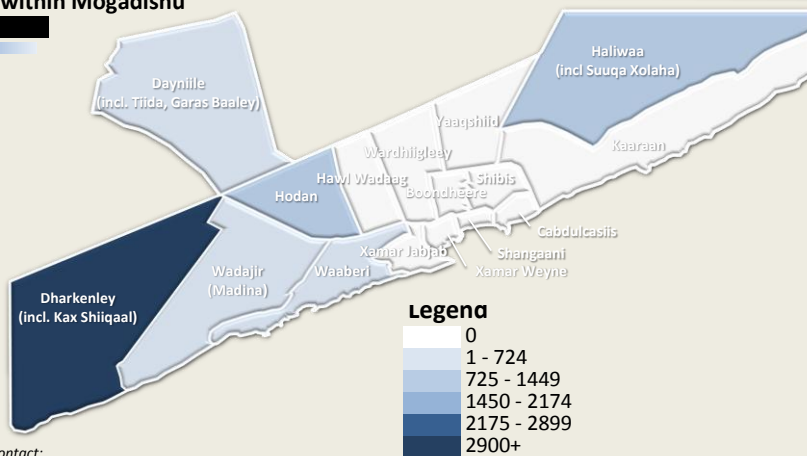
## Sources of Displacement in Mogadishu

District	Displacement
Hodan	2,580
Boondheere	1,840
Banadir	1,570
Kaaraan	880
Hawl Wadaag	880
Yaqaashiid	810
Wardhiigley	740
Shibis	190
Dayniile	130
Wadajir	70
Waaberi	40
Haliwaa	30
Xamar Weyne	30
Xamar Jabjab	20
Cabdulcasis	0
Dharkenley	0
Shangaani	0

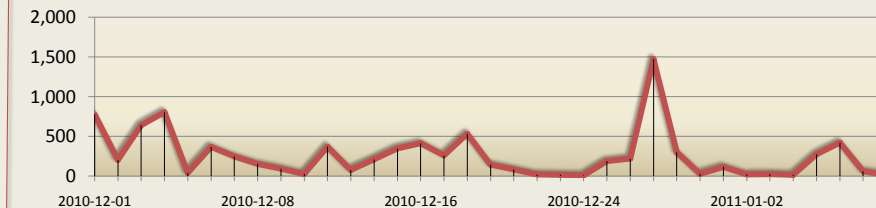


## Areas Receiving IDPs within Mogadishu

District	People
Dharkenley	2,930
Haliwaa	1,410
Hodan	1,130
Wadajir	290
Banadir	150
Dayniile	70
Waaberi	10
Boondheere	0
Cabdulcasis	0
Hawl Wadaag	0
Kaaraan	0
Shangaani	0
Shibis	0
Wardhiigley	0
Xamar Jabjab	0
Xamar Weyne	0
Yaqaashiid	0

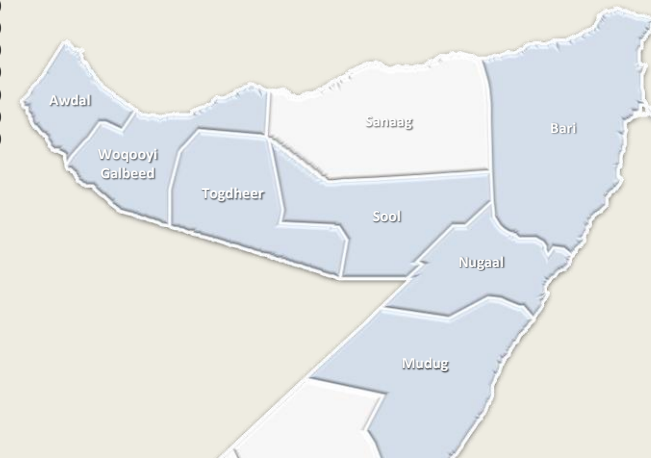


## Graph of Displacement from Mogadishu



## Top Districts Receiving IDPs from Mogadishu

District	People
Belet Xaawo	1,340
Afgooye	840
Bu'aale	740
Jilib	740
Jowhar	470
Afmadow	420
Gaalkacyo	350
Bossaso	120
Baydhaba	90
Zeylac	90
Balcad	80
Borama	80
Burco	70



## Top Regions Receiving IDPs

Regions	People
Banadir	3,430
Juba Dhexe	1,470
Gedo	1,340
Shabelle Hoose	840
Shabelle Dhexe	600
Juba Hoose	420
Mudug	350
Awdal	160
Bari	120
Bay	90
Togdheer	70
Woqooyi Galbeed	50



For more information, contact:  
 Roberta Russo - Associate Public Information Officer - russo@unhcr.org  
 Matthew Smawfield - Operations Data Manager - smawfiel@unhcr.org

Data on displacement is obtained from the IASC Somalia Population Movement Tracking system