

Regions Receiving IDPs

Region	Arrivals By Date	Displacements
Awdal		70
Woqooyi Galbeed		100
Sanaag		0
Bari		4,000
Sool		300
Togdheer		0
Nugaal		400
Mudug		7,200
Galgaduud		10,600
Hiraan		1,200
Bakool		700
Shabelle Dhexe		1,000
Banadir (Mogadishu)		5,900
Shabelle Hoose (incl. Afgooye)		7,800
Bay		1,500
Gedo		2,100
Juba Dhexe		700
Juba Hoose		6,200

Total Displacements (nationwide)

50,000

IDP Returns (nationwide)

300

Total Displacements from Mogadishu

22,000

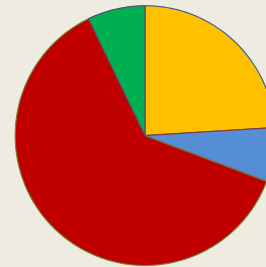
Leaving

16,800

Within

5,300

Reasons for Movement

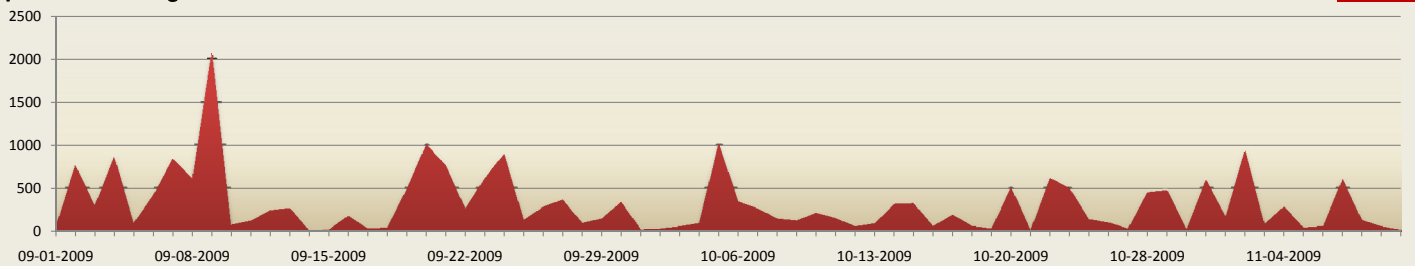


Reason	Percent
Drought	24.01%
Flood	6.71%
Insecurity	62.12%
Lack of livelihood	7.16%

Displacement from Mogadishu

IDP Returns to Mogadishu

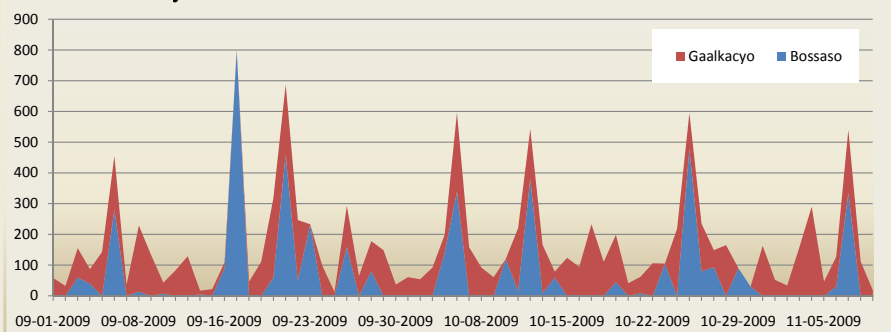
200



Top 10 Districts Receiving IDPs

District	Region	Displacements
Ceel Buur	Galgaduud	7600
Afgooye	Shabelle Hoose	7400
Gaalkacyo	Mudug	6900
Bossaso	Bari	4000
Dayniile	Banadir	3700
Afmadow	Juba Hoose	3100
Dhuusamarreeb	Galgaduud	2500
Baydhaba	Bay	1500
Belet Weyne	Hiraan	1200
Badhaadhe	Juba Hoose	1200

Arrivals in Gaalkacyo and Bossaso



Top 10 Settlements Receiving IDPs

Town/City	Region	Displacements
Ceelasha	Shabelle Hoose	6900
Gaalkacyo	Mudug	6900
Mogadishu	Banadir	5900
Bossaso	Bari	4000
Gal-Hareri	Galgaduud	2900
Dobley	Juba Hoose	2800
Ceel Buur	Galgaduud	2500
Ceel-Garas	Galgaduud	2300
Baydhaba	Bay	1500
Belet Weyne	Hiraan	1200

Where People are Coming Fr

Town/City	Displacements
Mogadishu	22100
Rural Areas (Galgaduud)	6400
Ceelasha	3900
Kismaayo	2700
Gaalkacyo	2200
Belet Weyne	1700
Jamaame	1400
Afweyn	1200
Ceel-Garas	1100
Haakaw	1100

By District

(Not incl. Mogadishu)

District	Displacements
Afgooye	3900
Kismaayo	2700
Gaalkacyo	2200
Ceel Buur	2100
Belet Weyne	1700
Jamaame	1400
Dhuusamarreeb	1200
Wanla Weyn	1100
Belet Xaawo	1000
Wajir	1000

NOTE: These figures are estimates. They are intended to show population movement trends, not cumulative IDP population data. Figures are based upon reports received from local NGOs based in the field.

All Displacement in 2009

