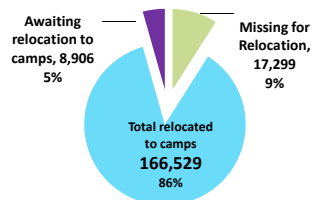


Refugee Arrivals

TOTAL ARRIVALS
192,734



All CAMPS in Gambella region

Tierkidi
49,198
(30%)

Leitchuor
47,709
(29%)

Kule
46,371
(28%)

Others
Pugnido 10,245***
Okugo 2,363**
Akula (Local Community) 1,274
Nip Nip* 2,888

absentees during camp registration
6,481
Kule=3,959
Tierkidi=2,522

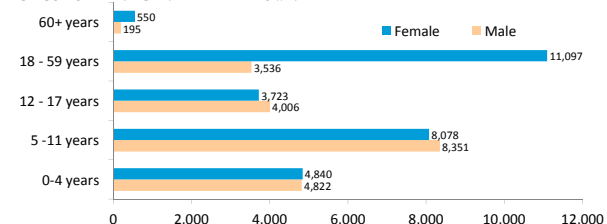
AVERAGE FAMILY SIZE
3.8

TOTAL CAMPS population
166,529
persons

TIERKIDI camp

CAMP OPENED: 26 February, 2014 LEVEL 2 REGISTRATION : 100% FINISHED

AGE COHORT AND GENDER BREAKDOWN



AGE COHORT AND GENDER BREAKDOWN

Age Cohort	Male	Female	Total	%
0-4 years	4,822	4,840	9,662	20%
5 - 11 years	8,351	8,078	16,429	33%
12 - 17 years	4,006	3,723	7,729	16%
18 - 59 years	3,536	11,097	14,633	30%
60+ years	195	550	745	1%
Total	20,910	28,288	49,198	
%	43%	57%		

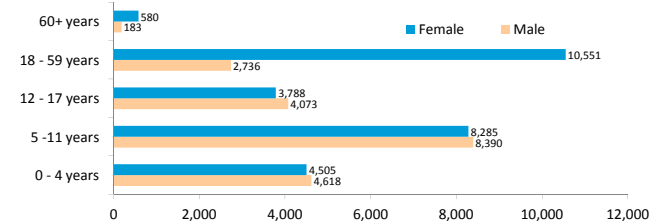
AVERAGE FAMILY SIZE
4

TIERKIDI population
49,198
persons

LEITCHUOR camp*

CAMP OPENED: 21 January, 2014 LEVEL 2 REGISTRATION : 100% FINISHED

AGE COHORT AND GENDER BREAKDOWN



AGE COHORT AND GENDER BREAKDOWN

Age Cohort	Male	Female	Total	%
0 - 4 years	4,618	4,505	9,123	19%
5 - 11 years	8,390	8,285	16,675	35%
12 - 17 years	4,073	3,788	7,861	16%
18 - 59 years	2,736	10,551	13,287	28%
60+ years	183	580	763	2%
Total	20,000	27,709	47,709	
%	42%	58%		

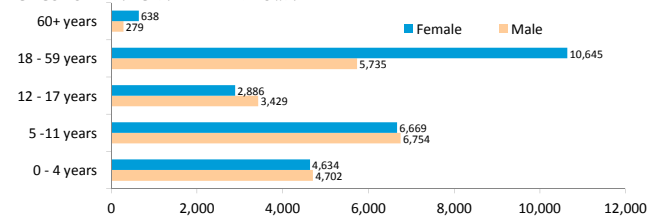
AVERAGE FAMILY SIZE
3.9

LEITCHUOR population
47,709
persons

KULE camp

CAMP OPENED: 17 May, 2014 LEVEL 2 REGISTRATION : 100% FINISHED

AGE COHORT AND GENDER BREAKDOWN



AGE COHORT AND GENDER BREAKDOWN

Age Cohort	Male	Female	Total	%
0 - 4 years	4,702	4,634	9,336	20%
5 - 11 years	6,754	6,669	13,423	29%
12 - 17 years	3,429	2,886	6,315	14%
18 - 59 years	5,735	10,645	16,380	35%
60+ years	279	638	917	2%
Total	20,899	25,472	46,371	
%	45%	55%		

AVERAGE FAMILY SIZE
3.8

KULE population
46,371
persons

OKUGO camp**

PUGNIDO camp***

LEVEL 2 REGISTRATION : 100% FINISHED

AVERAGE FAMILY SIZE
2.5

OKUGO population
2,363
persons

AGE COHORT AND GENDER BREAKDOWN

Age Cohort	Male	Female	Total	%
0 - 4 years	279	282	561	24%
5 - 11 years	277	240	517	22%
12 - 17 years	91	110	201	9%
18 - 59 years	344	680	1,024	43%
60+ years	10	50	60	3%
Total	1,001	1,362	2,363	
%	42%	58%		

AGE COHORT AND GENDER BREAKDOWN

Age Cohort	Male	Female	Total	%
0 - 4 years	1,036	1,093	2,129	21%
5 - 11 years	1,555	1,493	3,048	30%
12 - 17 years	798	612	1,410	14%
18 - 59 years	1,326	2,180	3,506	34%
60+ years	48	104	152	1%
Total	4,763	5,482	10,245	
%	46%	54%		

AVERAGE FAMILY SIZE
3.2

PUGNIDO population
10,227
persons

*- The refugees in Leitchuor and Nip Nip refugee camps will be relocated to new locations due to flooding concerns.

**- This figure does not include the old caseload of 3,976 South Sudanese refugees registered pre 15th December 2013

***- This figure does not include 43,177 South Sudanese refugees registered pre 15th December 2013. The figure 10245 includes :1931 New Arrivals and 8314 refugee relocated from other entry and transit sites