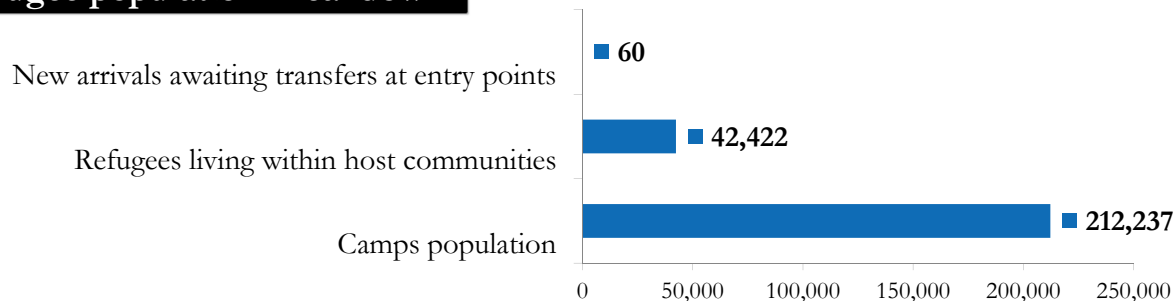


## Refugee population Breakdown

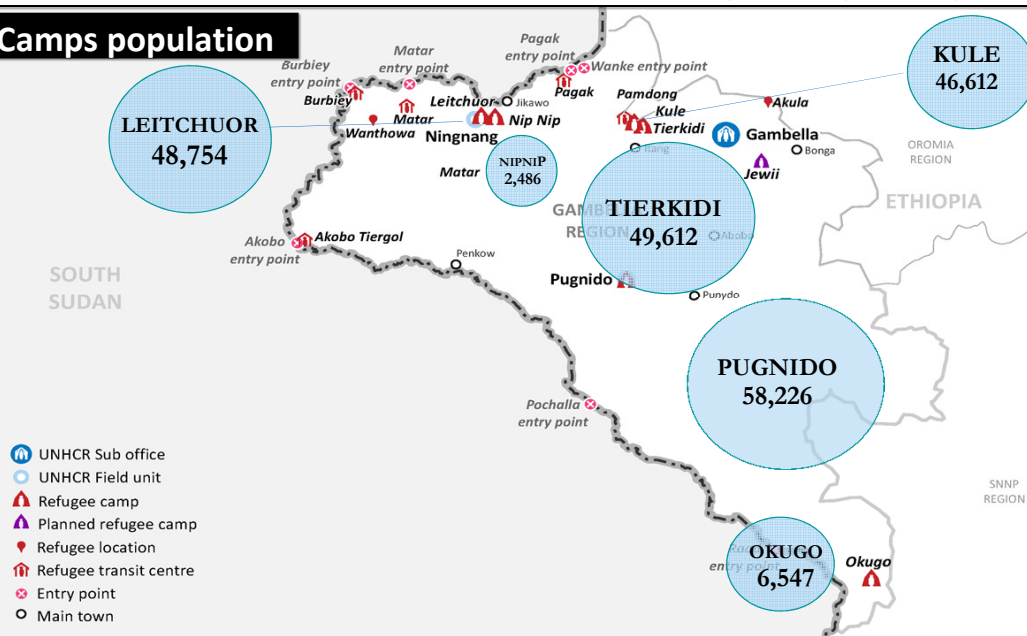


**254,719 \***  
**TOTAL GAMBELLA POPULATION**

**197,000**  
 refugees arrived  
 post 15-Dec-2013  
**77%**

**57,719**  
 refugees arrived  
 pre 15-Dec-2013  
**23%**

## Camps population



Camp Names	Children (age < 18 yrs)		Adults (age >= 18 yrs)		Total	%
	Males	Females	Males	Females		
Pugnido	19,534	18,362	6,649	13,681	58,226	28%
Tierkidi	17,378	16,850	3,732	11,652	49,612	23%
Leitchuor	17,628	17,131	2,916	11,079	48,754	23%
Kule	15,006	14,317	6,008	11,281	46,612	22%
Okugo	1,989	1,856	858	1,844	6,547	3%
NipNip	1,000	667	229	590	2,486	1%
<b>TOTAL</b>	<b>72,535</b>	<b>69,183</b>	<b>20,392</b>	<b>50,127</b>	<b>212,237</b>	<b>100%</b>
<b>Grand Total</b>	<b>141,718</b>		<b>70,519</b>			
%	<b>67%</b>		<b>33%</b>			

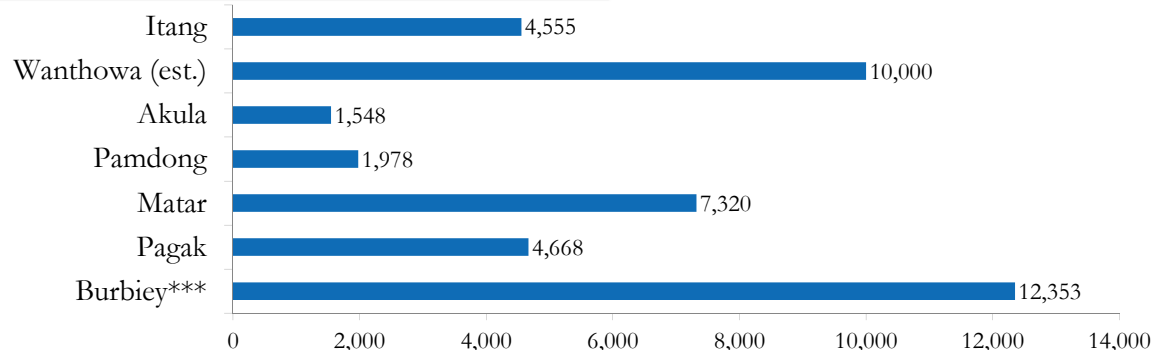
**TOTAL CAMPS POPULATION**

**212,237\*\***  
 persons

**AVERAGE FAMILY SIZE**

**4**

## Refugees living within host communities



**Refugees living within host communities**

**42,422**  
 persons

## New arrivals awaiting transfers

**New arrivals awaiting transfers to camps**

**60**  
 persons

\* - In addition to 254719 South Sudanese refugees in Gambella region, there are 8,978 refugees at the camps in Assosa [Breakdown: Pre 15th Dec 2013 = 6,161; Post 15th Dec 2013 = 2,817]

\*\* - The figure includes 51240 refugees in Leitchour and Nip Nip refugee camps who will be relocated to new locations due to flooding concerns.

\*\*\* - Interviews with some refugees indicate that those with large livestock herds as well as traders and other categories were unwilling to move from border entry locations.