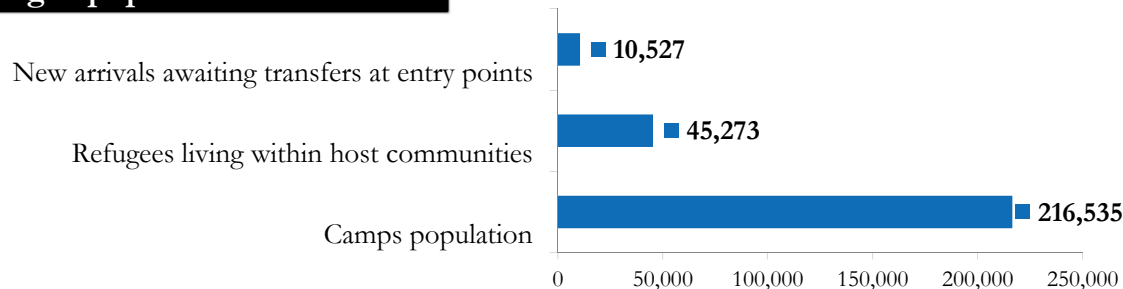


Refugee population Breakdown

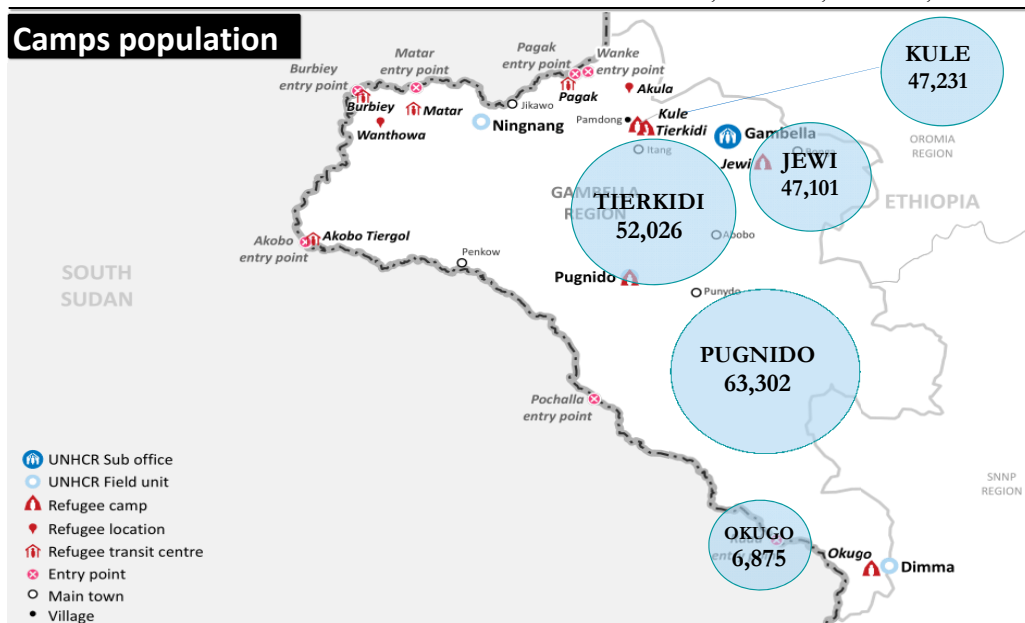


272,335 *
TOTAL GAMBELLA POPULATION

214,825
 refugees arrived
 post 15-Dec-2013
79%

57,510
 refugees arrived
 pre 15-Dec-2013
21%

Camps population

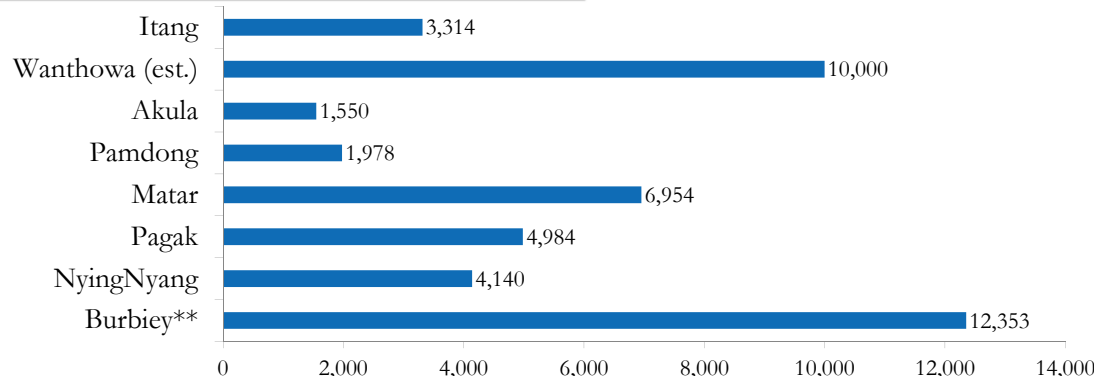


Camp Names	Children (age < 18 yrs)		Adults (age >= 18 yrs)		Total	%
	Males	Females	Males	Females		
Pugnido	21,307	20,040	7,040	14,915	63,302	29%
Tierkidi	18,358	17,654	3,980	12,034	52,026	24%
Jewi	16,791	15,522	4,440	10,348	47,101	22%
Kule	15,317	14,613	6,008	11,293	47,231	22%
Okugo	2,128	1,968	908	1,871	6,875	3%
TOTAL	73,901	69,797	22,376	50,461	216,535	100%
	143,698		72,837			
%	66%		34%			

TOTAL CAMPS POPULATION
216,535
 persons

AVERAGE FAMILY SIZE
4

Refugees living within host communities



New arrivals awaiting transfers

Refugees living within host communities
45,273
 persons

New arrivals awaiting transfers to camps
10,527
 persons

Matar - 5,968
 Pagak - 3,939
 Burbiey - 620

* - In addition to 272,335 South Sudanese refugees in Gambella region, there are 9,807 refugees at the camps in Assosa [Breakdown: Pre 15th Dec 2013 = 6,129; Post 15th Dec 2013 = 3,678]

** - Interviews with some refugees indicate that those with large livestock herds as well as traders and other categories were unwilling to move from border entry locations.