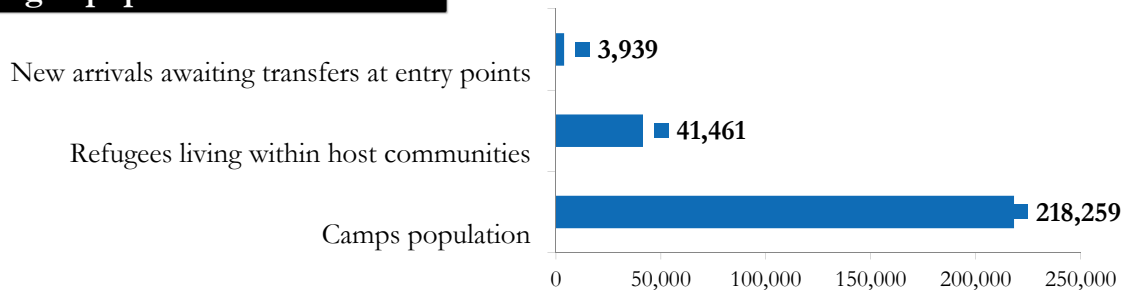


Refugee population Breakdown

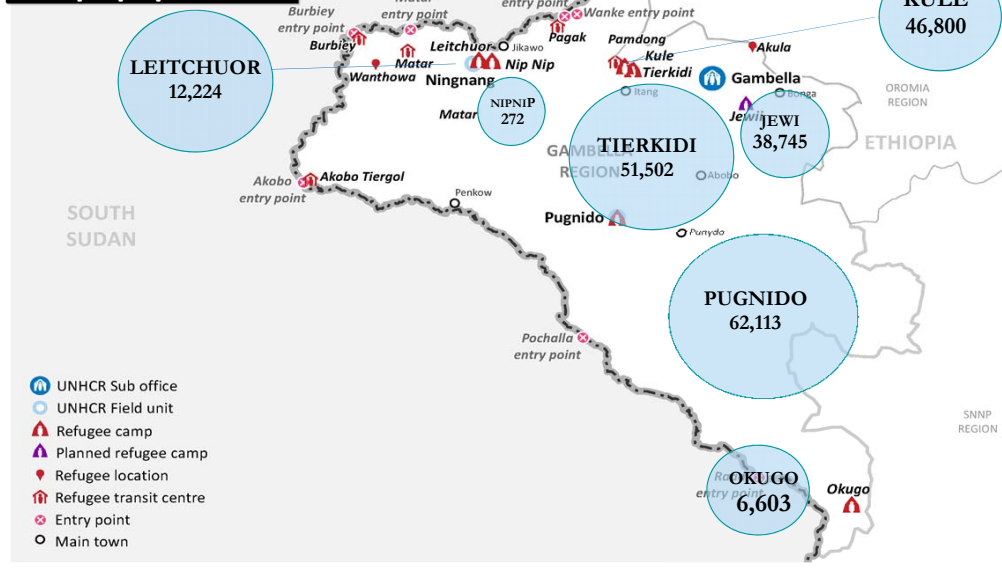


263,659*
TOTAL GAMBELLA POPULATION

205,524
 refugees arrived
 post 15-Dec-2013
78%

58,135
 refugees arrived
 pre 15-Dec-2013
22%

Camps population



Camp Names	Children (age < 18 yrs)		Adults (age ≥ 18 yrs)		Total	%
	Males	Females	Males	Females		
Pugnido	20,846	19,560	7,132	14,575	62,113	27%
Tierkidi	18,133	17,524	3,845	12,000	51,502	24%
Leitchuor	4,420	4,295	731	2,778	12,224	6%
Kule	15,091	14,410	6,016	11,283	46,800	21%
Okugo	2,032	1,909	837	1,825	6,603	3%
Nip Nip	98	96	16	62	272	0%
Jewi	14,009	13,614	2,318	8,804	38,745	18%
TOTAL	74,630	71,407	20,896	51,326	218,259	100%
	145,763		72,141			
%	67%		33%			

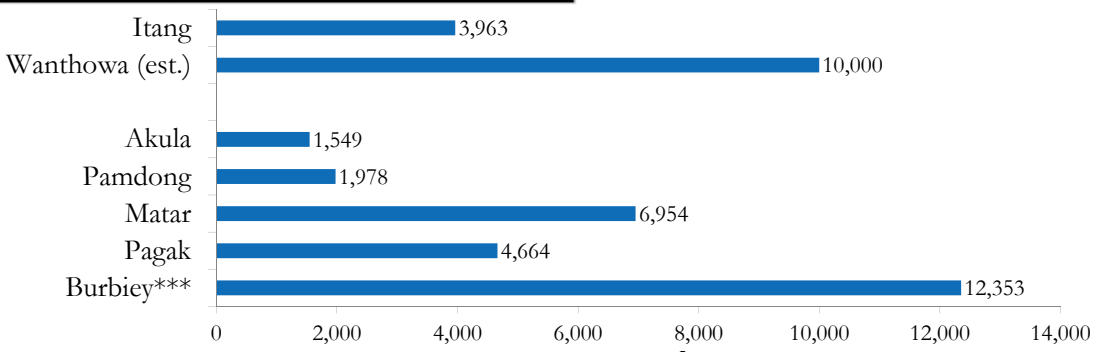
TOTAL CAMPS POPULATION

218,259**
 persons

AVERAGE FAMILY SIZE

4

Refugees living within host communities



Refugees living within host communities

41,461
 persons

New arrivals awaiting transfers

New arrivals awaiting transfers to camps

3,939 persons
 { Pagak }

* - In addition to 263659 South Sudanese refugees in Gambella region, there are 9,264 refugees at the camps in Assosa [Breakdown: Pre 15th Dec 2013 = 6,129; Post 15th Dec 2013 = 3,135]

** - The figure includes 12496 refugees in Leitchour and Nip Nip refugee camps who will be relocated to new locations due to flooding concerns.

*** - Interviews with some refugees indicate that those with large livestock herds as well as traders and other categories were unwilling to move from border entry locations.