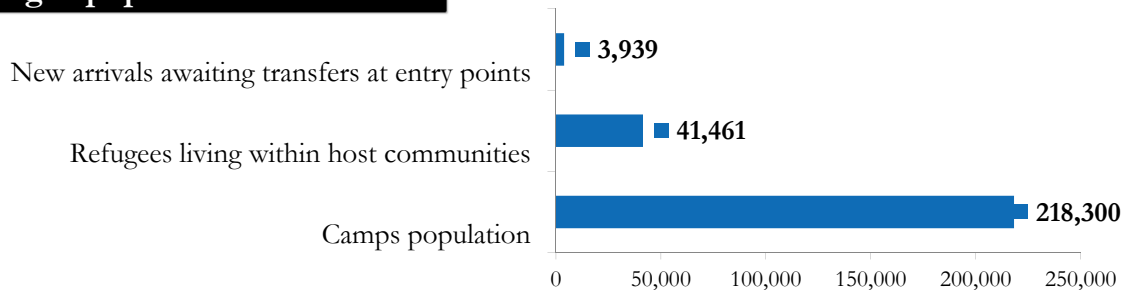


## Refugee population Breakdown

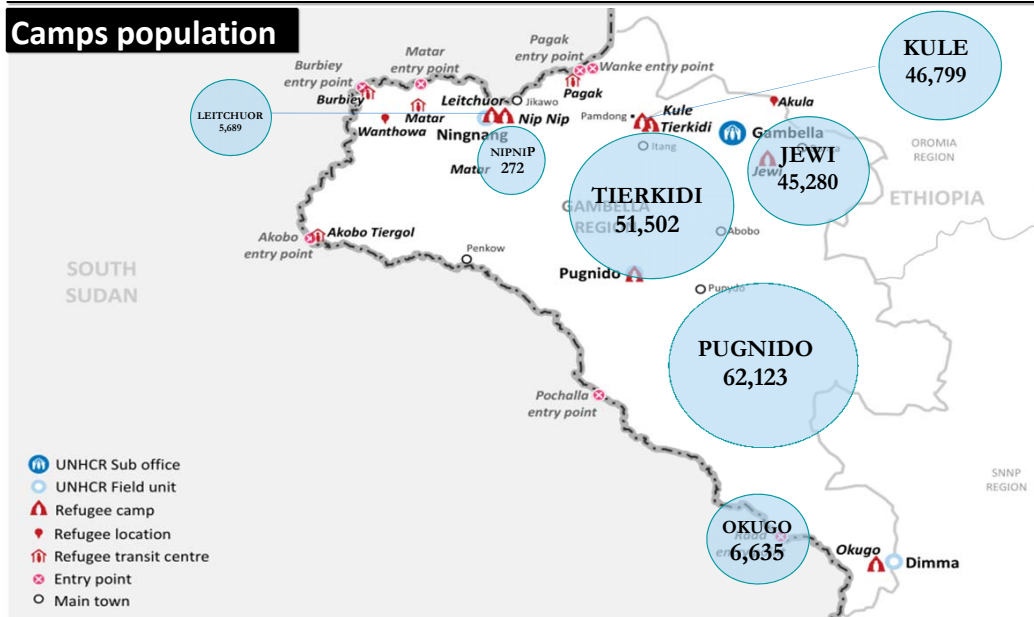


**263,700\***  
**TOTAL GAMBELLA POPULATION**

**205,565**  
 refugees arrived  
 post 15-Dec-2013  
**78%**

**58,135**  
 refugees arrived  
 pre 15-Dec-2013  
**22%**

## Camps population



Camp Names	Children (age < 18 yrs)		Adults (age ≥ 18 yrs)		Total	%
	Males	Females	Males	Females		
Pugnido	20,846	19,570	7,132	14,575	62,123	27%
Tierkidi	18,133	17,524	3,845	12,000	51,502	24%
Leitchuor	2,057	1,999	340	1,293	5,689	3%
Kule	15,094	14,414	6,006	11,285	46,799	21%
Okugo	2,042	1,918	841	1,834	6,635	3%
Nip Nip	98	96	16	62	272	0%
Jewi	16,372	15,910	2,709	10,289	45,280	21%
<b>TOTAL</b>	<b>74,643</b>	<b>71,430</b>	<b>20,890</b>	<b>51,337</b>	<b>218,300</b>	<b>100%</b>
	145,763		72,141			
%	67%		33%			

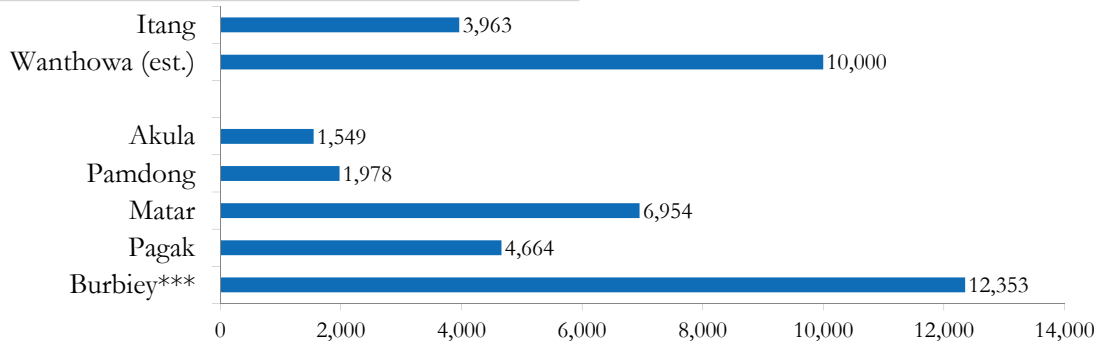
**TOTAL CAMPS POPULATION**

**218,300\*\***  
 persons

**AVERAGE FAMILY SIZE**

**4**

## Refugees living within host communities



**Refugees living within host communities**

**41,461**  
 persons

## New arrivals awaiting transfers

**New arrivals awaiting transfers to camps**

**3,939** persons  
 { Pagak }

\* - In addition to 263700.32 South Sudanese refugees in Gambella region, there are 9,264 refugees at the camps in Assosa [Breakdown: Pre 15th Dec 2013 = 6,129; Post 15th Dec 2013 = 3,135]

\*\* - The figure includes 5961 refugees in Leitchuor and Nip Nip refugee camps who will be relocated to new locations due to flooding concerns.

\*\*\* - Interviews with some refugees indicate that those with large livestock herds as well as traders and other categories were unwilling to move from border entry locations.