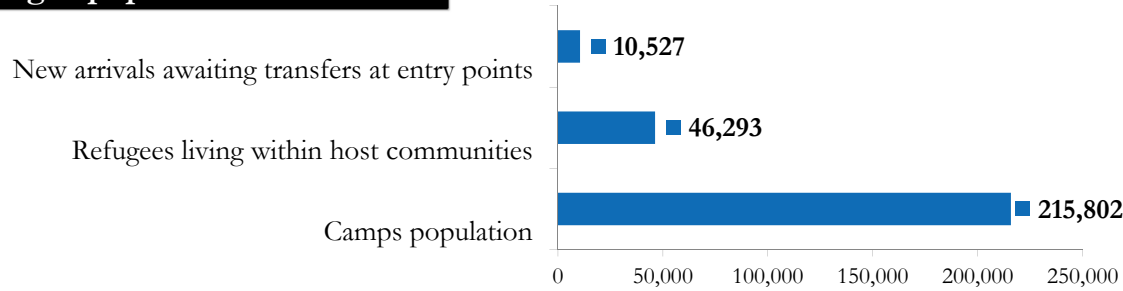


Refugee population Breakdown



272,622 *

TOTAL GAMBELLA POPULATION

215,331

refugees arrived
post 15-Dec-2013

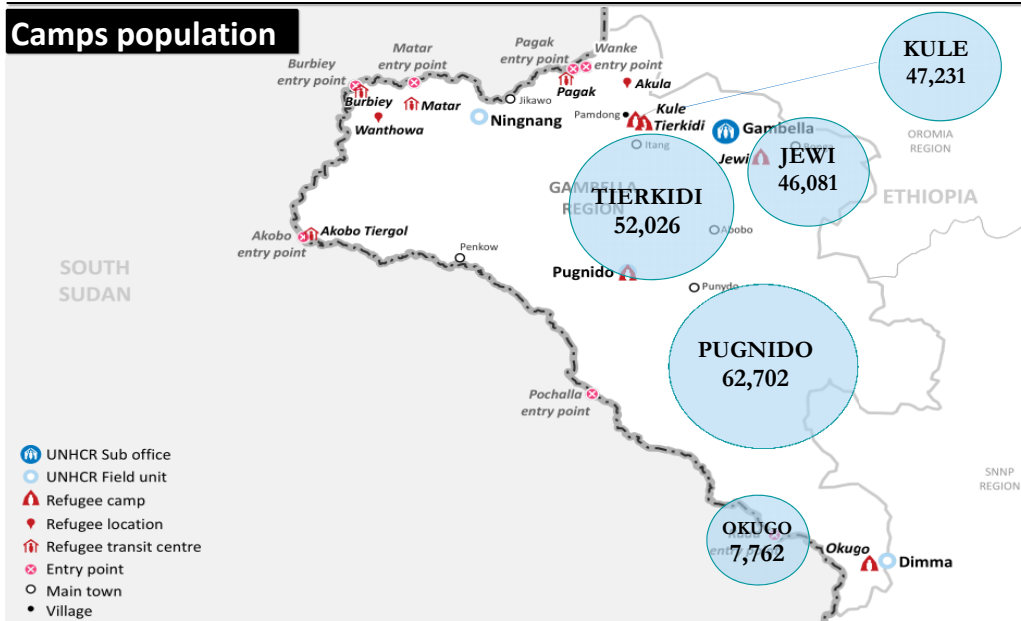
79%

57,291

refugees arrived
pre 15-Dec-2013

21%

Camps population



Camp Names	Children (age < 18 yrs)		Adults (age >= 18 yrs)		Total	%
	Males	Females	Males	Females		
Pugnido	21,128	19,895	6,931	14,748	62,702	29%
Tierkidi	18,358	17,654	3,980	12,034	52,026	24%
Jewi	16,944	16,316	2,329	10,492	46,081	21%
Kule	15,317	14,613	6,008	11,293	47,231	22%
Okugo	2,354	2,273	1,425	1,710	7,762	4%
TOTAL	74,101	70,751	20,673	50,277	215,802	100%
	144,852		70,950			
%	67%		33%			

TOTAL CAMPS
POPULATION

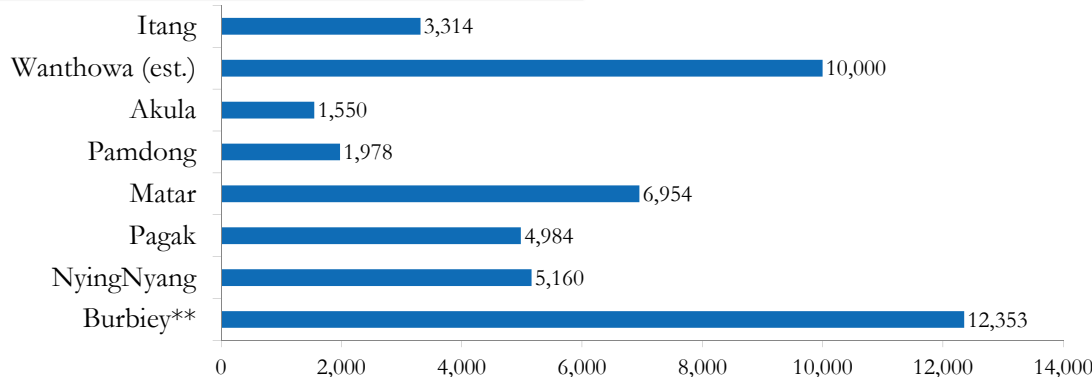
215,802

persons

AVERAGE
FAMILY SIZE

4

Refugees living within host communities



Refugees living
within host
communities

46,293

persons

New arrivals awaiting transfers

New arrivals
awaiting transfers
to camps

10,527

persons

Matar - 6,492
Pagak - 3,939
Burbiey - 96

* - In addition to 272622 South Sudanese refugees in Gambella region, there are 9,807 refugees at the camps in Assosa [Breakdown: Pre 15th Dec 2013 = 6,129; Post 15th Dec 2013 = 3,678]

** - Interviews with some refugees indicate that those with large livestock herds as well as traders and other categories were unwilling to move from border entry locations.