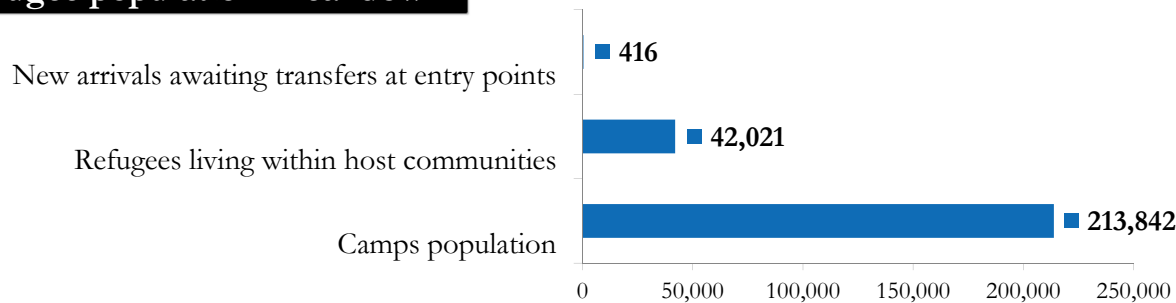


Refugee population Breakdown

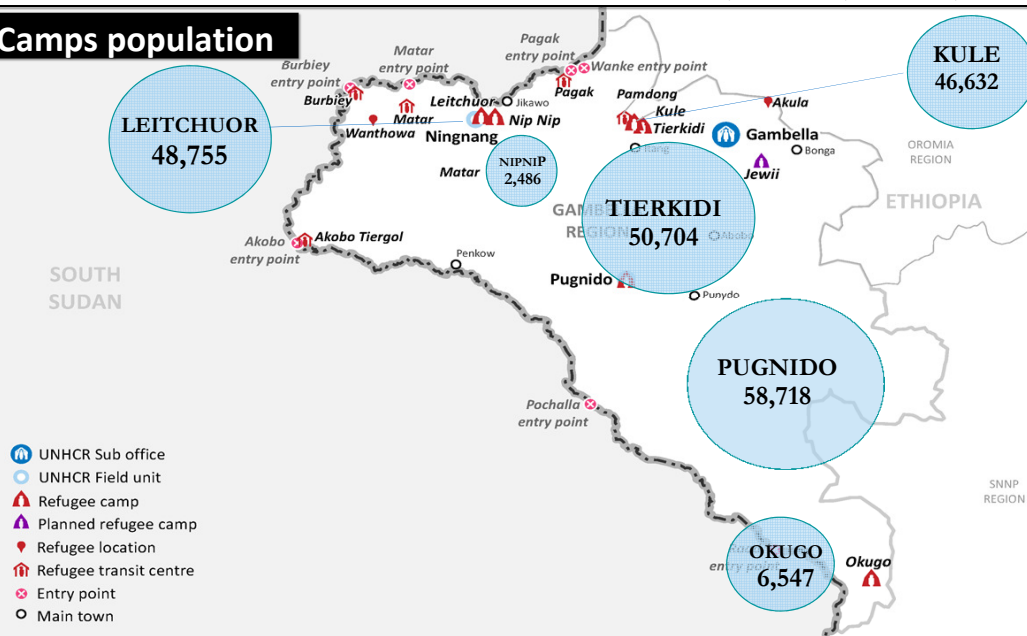


256,279*
TOTAL GAMBELLA POPULATION

198,484
 refugees arrived
 post 15-Dec-2013
77%

57,795
 refugees arrived
 pre 15-Dec-2013
23%

Camps population



Camp Names	Children (age < 18 yrs)		Adults (age >= 18 yrs)		Total	%
	Males	Females	Males	Females		
Pugnido	19,708	18,490	6,760	13,760	58,718	27%
Tierkidi	17,761	17,220	3,814	11,909	50,704	24%
Leitchuor	17,628	17,131	2,917	11,079	48,755	23%
Kule	15,013	14,330	6,008	11,281	46,632	22%
Okugo	1,989	1,856	858	1,844	6,547	3%
NipNip	1,000	667	229	590	2,486	1%
TOTAL	73,099	69,694	20,586	50,463	213,842	100%
Grand Total	142,792		71,050			
%	67%		33%			

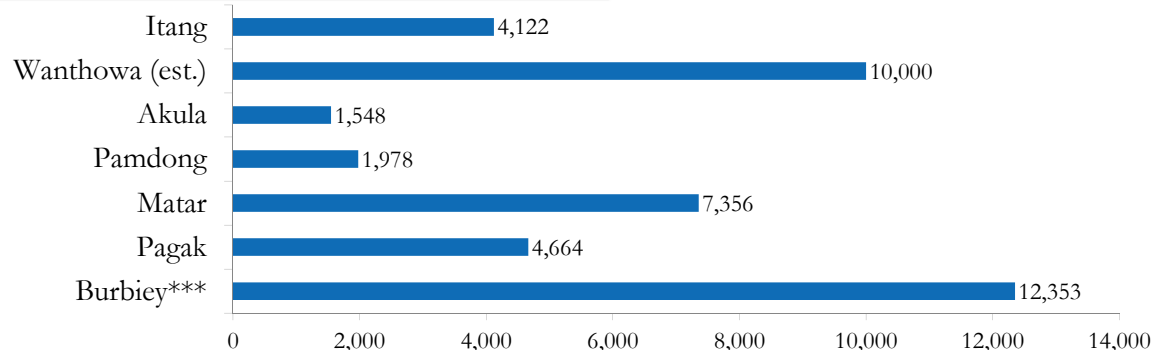
TOTAL CAMPS POPULATION

213,842**
 persons

AVERAGE FAMILY SIZE

4

Refugees living within host communities



Refugees living within host communities

42,021
 persons

New arrivals awaiting transfers

New arrivals awaiting transfers to camps

416
 persons

* - In addition to 256,279 South Sudanese refugees in Gambella region, there are 8,978 refugees at the camps in Assosa [Breakdown: Pre 15th Dec 2013 = 6,161; Post 15th Dec 2013 = 2,817]

** - The figure includes 51,241 refugees in Leitchuor and Nip Nip refugee camps who will be relocated to new locations due to flooding concerns.

*** - Interviews with some refugees indicate that those with large livestock herds as well as traders and other categories were unwilling to move from border entry locations.