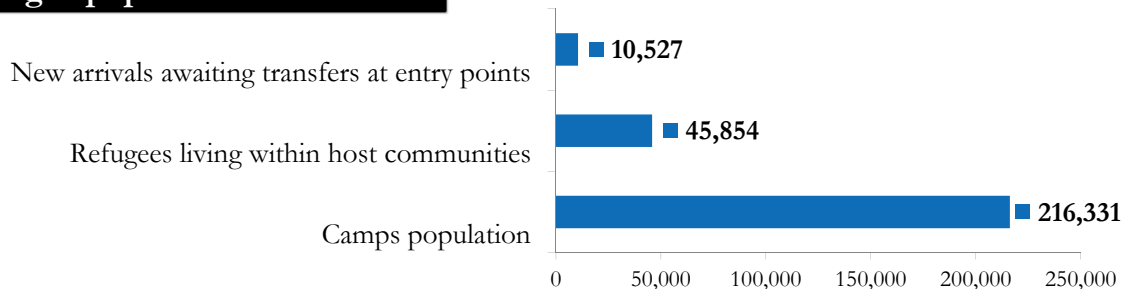


Refugee population Breakdown

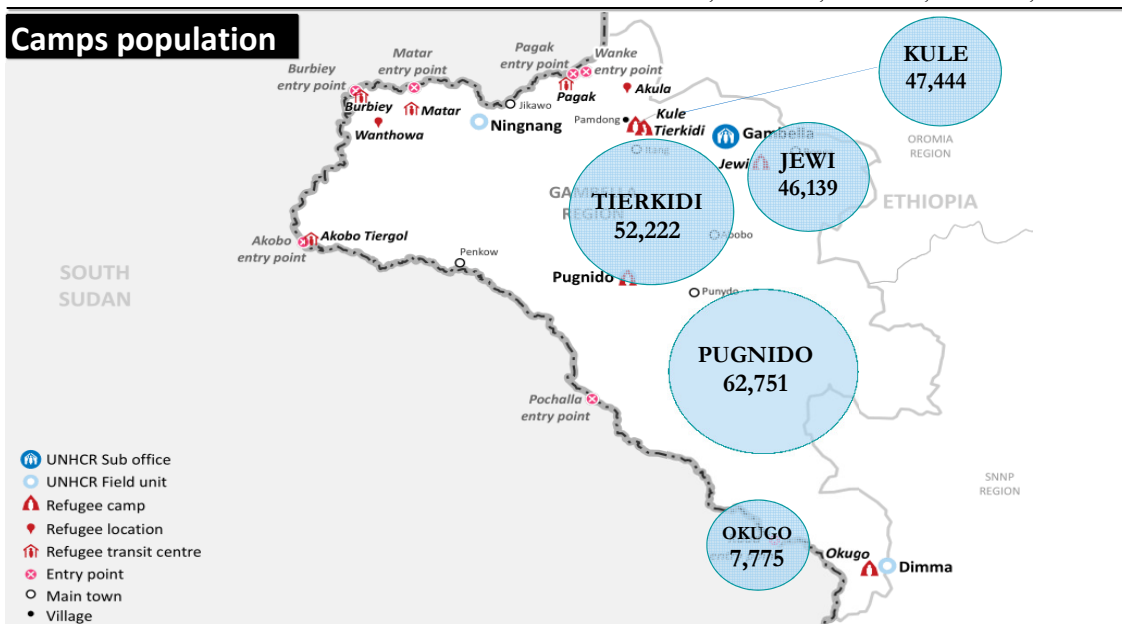


272,712 *
TOTAL GAMBELLA POPULATION

215,358
 refugees arrived
 post 15-Dec-2013
79%

57,354
 refugees arrived
 pre 15-Dec-2013
21%

Camps population



| Camp Names | Children (age <18 yrs) | | Adults (age >=18 yrs) | | Total | % |
|--------------|------------------------|---------------|-----------------------|---------------|----------------|-------------|
| | Males | Females | Males | Females | | |
| Pugnido | 21,148 | 19,920 | 6,943 | 14,740 | 62,751 | 29% |
| Tierkidi | 18,441 | 17,763 | 3,981 | 12,037 | 52,222 | 24% |
| Jewi | 16,960 | 16,327 | 2,338 | 10,514 | 46,139 | 21% |
| Kule | 15,425 | 14,715 | 6,010 | 11,294 | 47,444 | 22% |
| Okugo | 2,358 | 2,277 | 1,427 | 1,713 | 7,775 | 4% |
| TOTAL | 74,332 | 71,002 | 20,699 | 50,298 | 216,331 | 100% |
| | 145,334 | | 70,997 | | | |
| % | 67% | | 33% | | | |

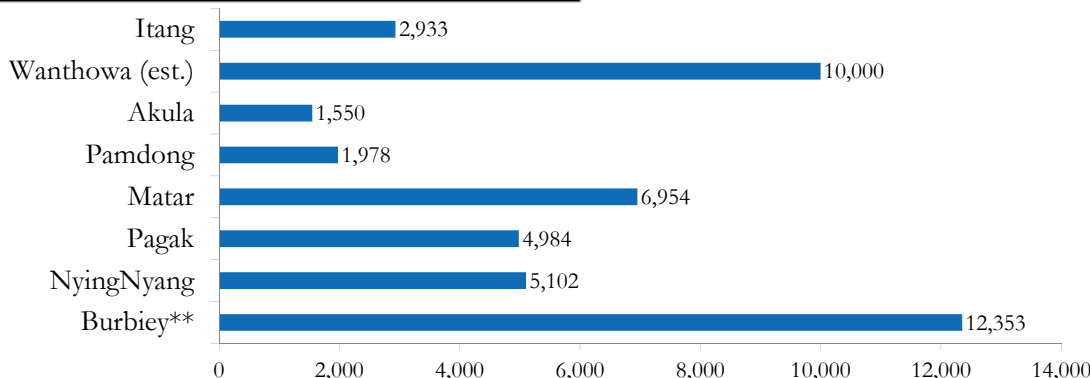
TOTAL CAMPS POPULATION

216,331
 persons

AVERAGE FAMILY SIZE

4

Refugees living within host communities



Refugees living within host communities

45,854
 persons

New arrivals awaiting transfers

New arrivals awaiting transfers to camps

10,527
 persons

Matar - 6,492
 Pagak - 3,939
 Burbiey - 96

* - In addition to 272712 South Sudanese refugees in Gambella region, there are 10,093 refugees at the camps in Assosa [Breakdown: Pre 15th Dec 2013 = 6,129; Post 15th Dec 2013 = 3,964]

** - Interviews with some refugees indicate that those with large livestock herds as well as traders and other categories were unwilling to move from border entry locations.