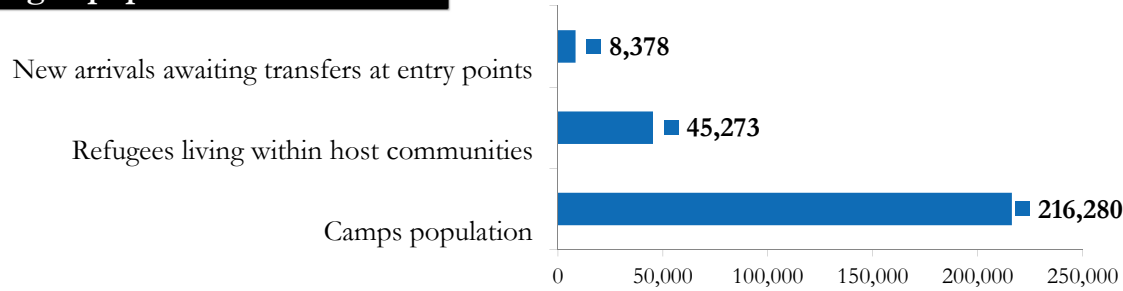


Refugee population Breakdown



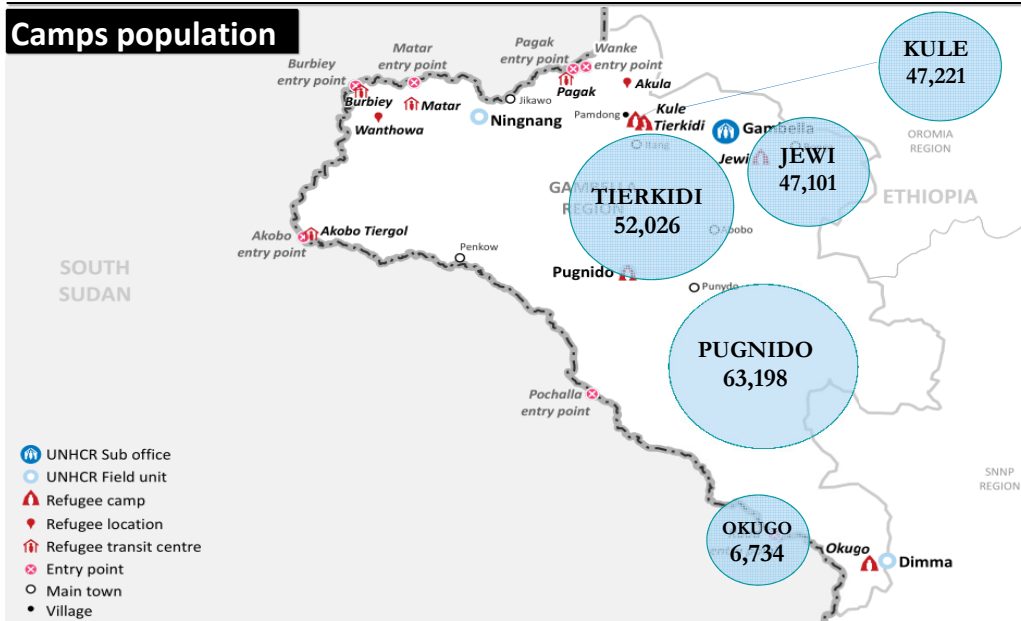
269,931 *

TOTAL GAMBELLA POPULATION

212,572
refugees arrived
post 15-Dec-2013
79%

57,359
refugees arrived
pre 15-Dec-2013
21%

Camps population



Camp Names	Children (age < 18 yrs)		Adults (age >= 18 yrs)		Total	%
	Males	Females	Males	Females		
Pugnido	21,258	20,004	7,035	14,901	63,198	29%
Tierkidi	18,358	17,654	3,980	12,034	52,026	24%
Jewi	16,791	15,522	4,440	10,348	47,101	22%
Kule	15,310	14,610	6,009	11,292	47,221	22%
Okugo	2,083	1,941	865	1,845	6,734	3%
TOTAL	73,800	69,731	22,329	50,420	216,280	100%
	143,531		72,749			
%	66%		34%			

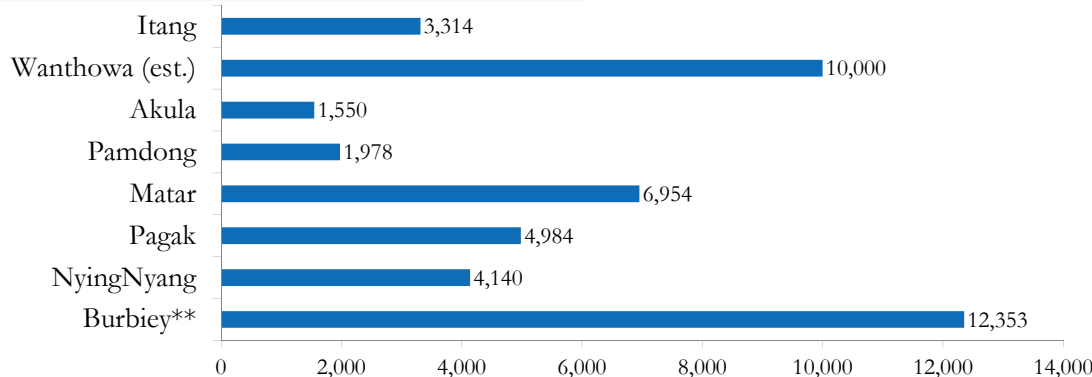
TOTAL CAMPS POPULATION

216,280
persons

AVERAGE FAMILY SIZE

4

Refugees living within host communities



Refugees living within host communities

45,273
persons

New arrivals awaiting transfers

New arrivals awaiting transfers to camps

8,378
persons

Matar 4,074
Pagak 3,939
Burbiey 365

* - In addition to 269,931 South Sudanese refugees in Gambella region, there are 9,807 refugees at the camps in Assosa [Breakdown: Pre 15th Dec 2013 = 6,129; Post 15th Dec 2013 = 3,135]

** - Interviews with some refugees indicate that those with large livestock herds as well as traders and other categories were unwilling to move from border entry locations.