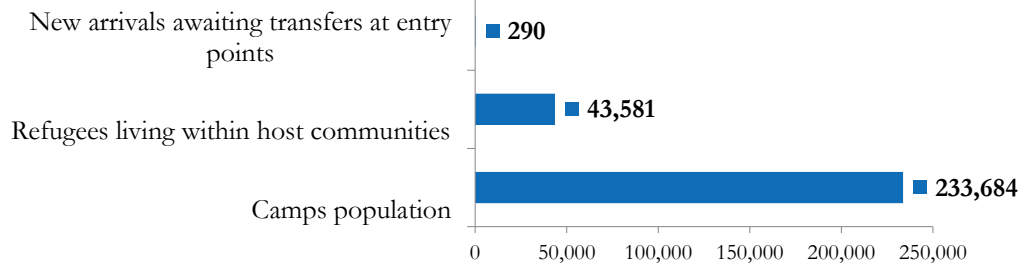


## Refugee population Breakdown

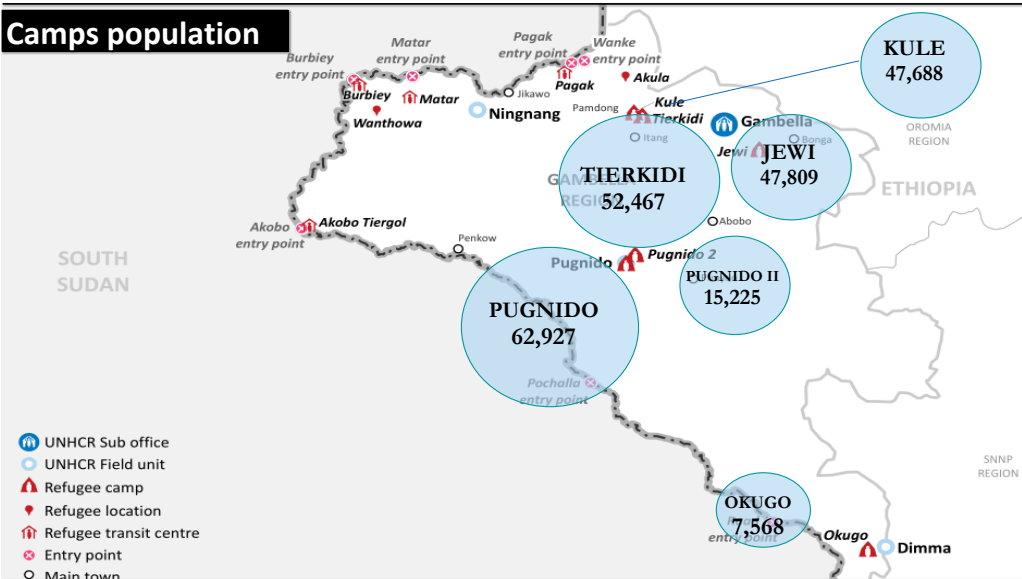


**277,555 \***  
**TOTAL GAMBELLA POPULATION**

**219,910**  
 refugees arrived  
 post 15-Dec-2013  
**79%**

**57,645**  
 refugees arrived  
 pre 15-Dec-2013  
**21%**

## Camps population



Camp Names	Children (age < 18 yrs)		Adults (age >= 18 yrs)		Total	%
	Males	Females	Males	Females		
Pugnido	21,248	20,020	6,936	14,723	62,927	27%
Tierkidi	18,554	17,888	3,992	12,033	52,467	22%
Jewi	17,800	17,094	2,358	10,557	47,809	20%
Kule	15,551	14,822	6,020	11,295	47,688	20%
Okugo	2,348	2,194	976	2,050	7,568	3%
Pugnido II	5,141	4,844	1,678	3,562	15,225	7%
<b>TOTAL</b>	<b>80,642</b>	<b>76,862</b>	<b>21,960</b>	<b>54,220</b>	<b>233,684</b>	<b>100%</b>
	157,504		76,180			
%	67%		33%			

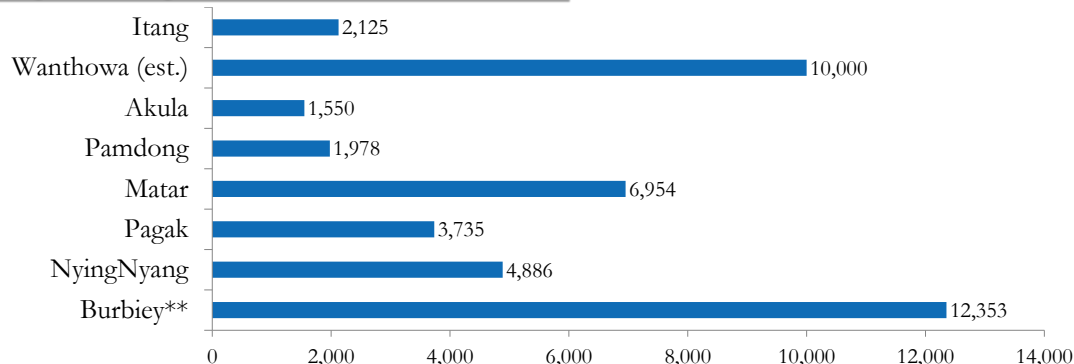
**TOTAL CAMPS**

**233,684**  
 persons

**AVERAGE**

**4**

## Refugees living within host communities



## New arrivals awaiting transfers

**Refugees living within host communities**  
**43,581**  
 persons

**New arrivals awaiting transfers to camps**  
**290**  
 persons

{ Pagak : 290 }

\* - In addition to 277,555 South Sudanese refugees in Gambella region, there are 11,174 refugees at the camps in Assosa [Breakdown: Pre 15th Dec 2013 = 6,129; Post 15th Dec 2013 = 5,045]

\*\* - Interviews with some refugees indicate that those with large livestock herds as well as traders and other categories were unwilling to move from border entry locations.