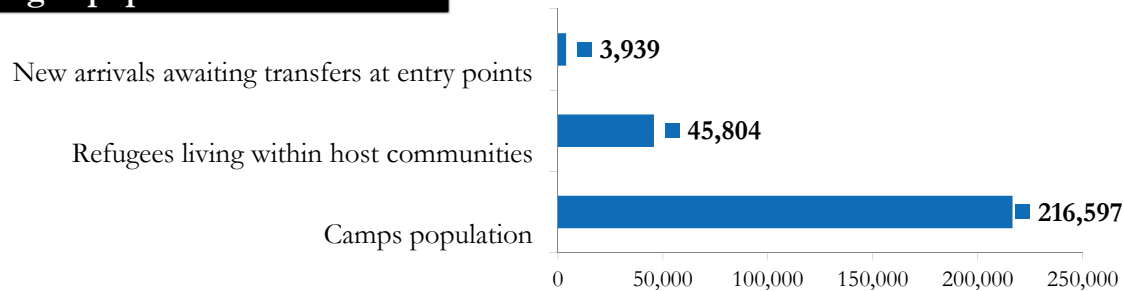


Refugee population Breakdown

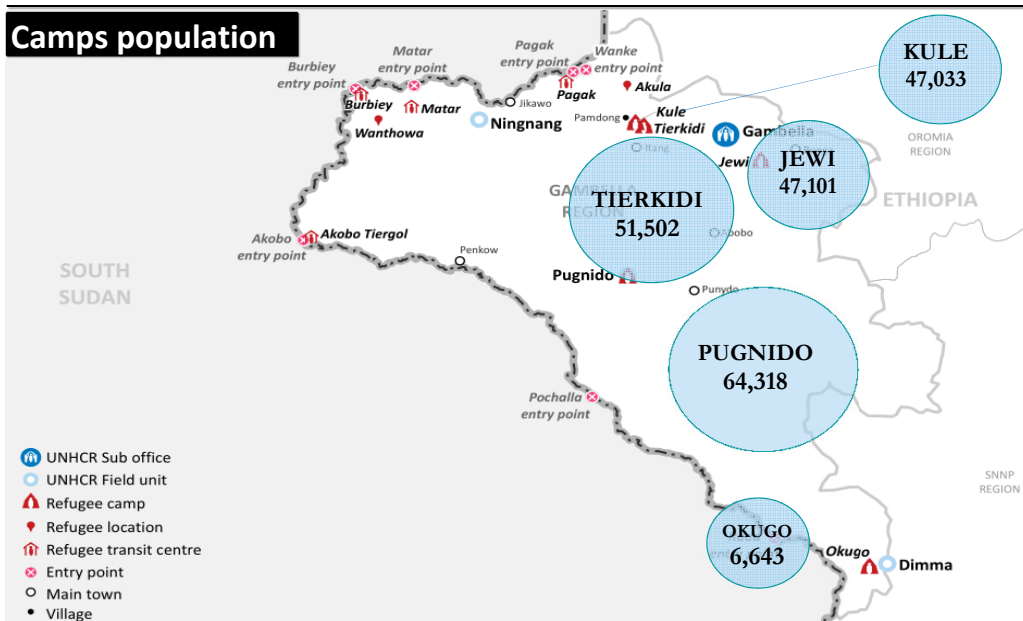


266,340*
TOTAL GAMBELLA POPULATION

208,044
 refugees arrived
 post 15-Dec-2013
78%

58,296
 refugees arrived
 pre 15-Dec-2013
22%

Camps population

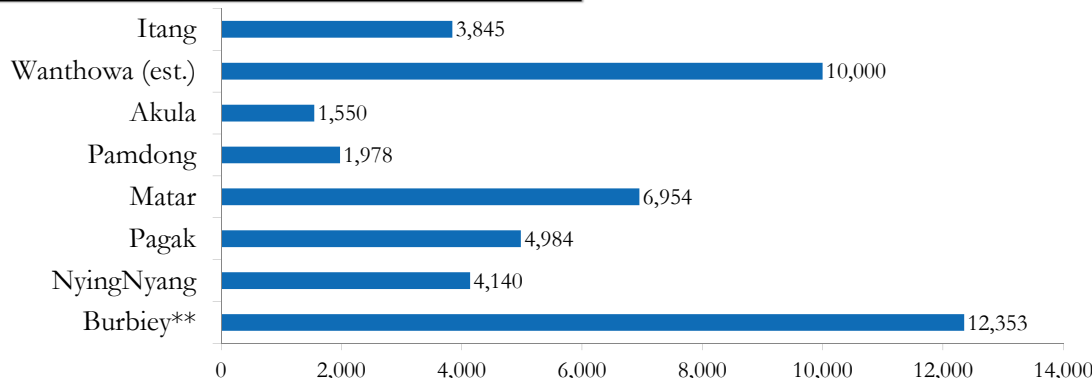


Camp Names	Children (age <18 yrs)		Adults (age >=18 yrs)		Total	%
	Males	Females	Males	Females		
Pugnido	21,448	20,231	7,346	15,293	64,318	29%
Tierkidi	18,133	17,524	3,845	12,000	51,502	24%
Jewi	16,791	15,522	4,440	10,348	47,101	22%
Kule	15,207	14,532	6,008	11,286	47,033	22%
Okugo	2,049	1,916	848	1,830	6,643	3%
TOTAL	73,628	69,725	22,487	50,757	216,597	100%
	143,353		73,244			
%	66%		34%			

TOTAL CAMPS POPULATION
216,597
 persons

AVERAGE FAMILY SIZE
4

Refugees living within host communities



New arrivals awaiting transfers

Refugees living within host communities
45,804
 persons

New arrivals awaiting transfers to camps
3,939 } Pagak
 persons

* - In addition to 266340 South Sudanese refugees in Gambella region, there are 9,264 refugees at the camps in Assosa [Breakdown: Pre 15th Dec 2013 = 6,129; Post 15th Dec 2013 = 3,135]

** - Interviews with some refugees indicate that those with large livestock herds as well as traders and other categories were unwilling to move from border entry locations.