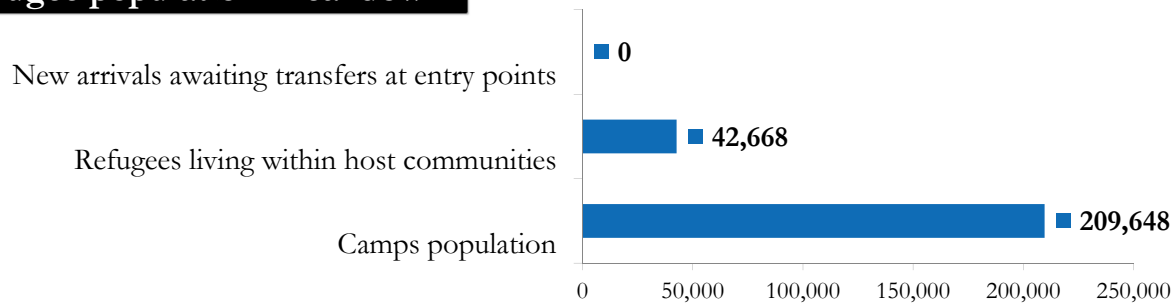


Refugee population Breakdown



252,316 *

TOTAL GAMBELLA POPULATION

194,497

refugees arrived
post 15-Dec-2013

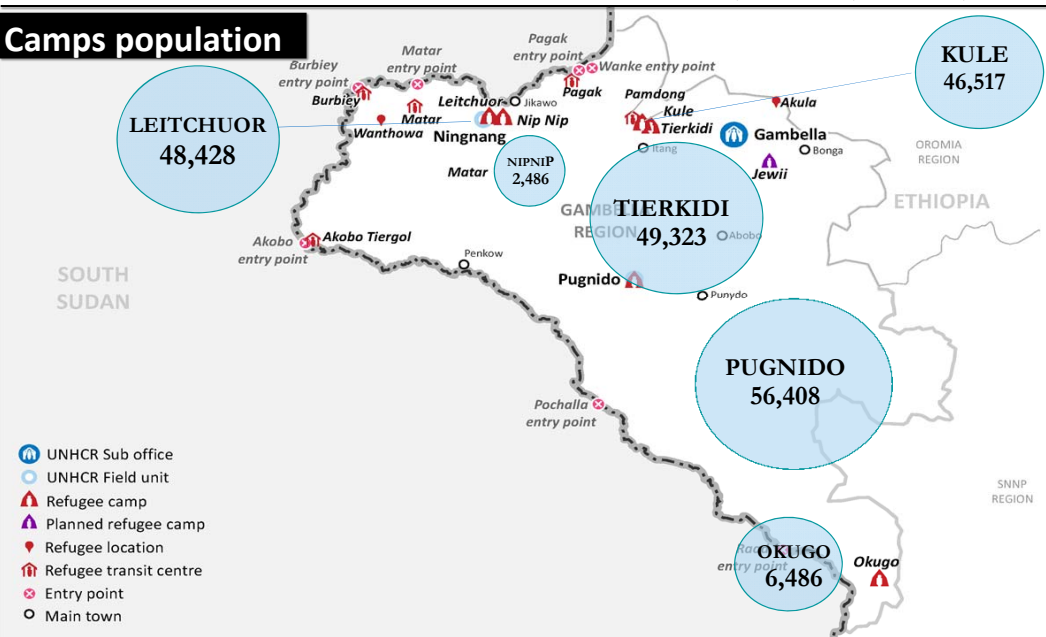
77%

57,819

refugees arrived
pre 15-Dec-2013

23%

Camps population



Camp Names	Children (age < 18 yrs)		Adults (age >= 18 yrs)		Total	%
	Males	Females	Males	Females		
Pugnido*	18,595	17,796	6,498	13,519	56,408	27%
Tierkidi	17,240	16,700	3,732	11,651	49,323	24%
Leitchuor	17,471	16,962	2,913	11,082	48,428	23%
Kule	14,963	14,265	6,007	11,282	46,517	22%
Okugo	1,987	1,863	823	1,813	6,486	3%
NipNip	1,000	667	229	590	2,486	1%
TOTAL	71,256	68,253	20,202	49,937	209,648	100%
Grand Total	139,509		70,139			
%	67%		33%			

* extrapolated figure - 2% awaiting level 2 registration

TOTAL CAMPS
POPULATION

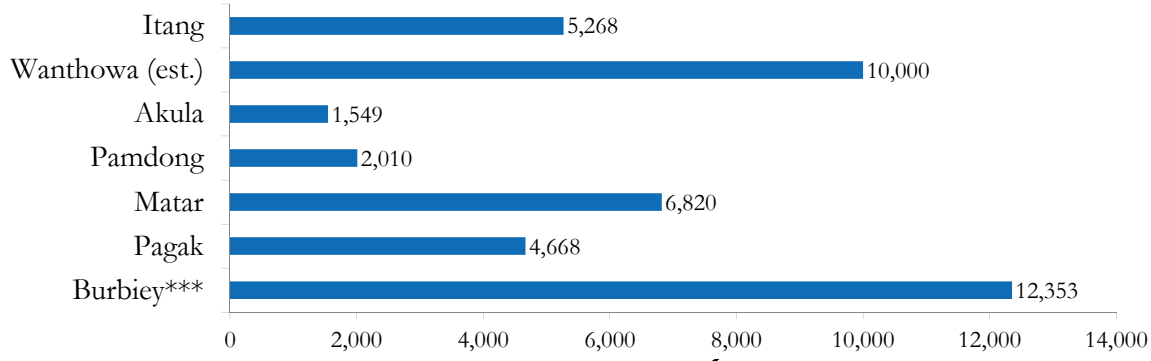
209,648**

persons

AVERAGE
FAMILY SIZE

3.9

Refugees living within host communities



New arrivals awaiting transfers

Refugees living
within host
communities

42,668

persons

New arrivals
awaiting transfers
to camps

0

persons

* - In addition to 252316 South Sudanese refugees in Gambella region, there are 8,880 refugees at the camps in Assosa [Breakdown: Pre 15th Dec 2013 = 6,161; Post 15th Dec 2013 = 2,719]

** - The figure includes 50928 refugees in Leitchour and Nip Nip refugee camps who will be relocated to new locations due to flooding concerns.

*** - Interviews with some refugees indicate that those with large livestock herds as well as traders and other categories were unwilling to move from border entry locations.