

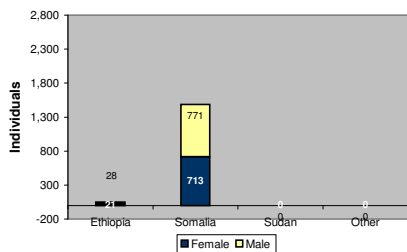
Weekly New Registration Population Composition

25/10/10 - 29/10/10

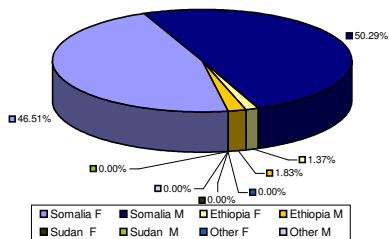


25 Oct - 29 Oct 10	Total		Breakdown by Country of Origin / Sex							
	F	M	Somalia		Ethiopia		Sudan		Other	
	F	M	F	M	F	M	F	M		
Individuals	734	799	713	771	21	28	0	0	0	0
Households	271	350	259	334	12	16	0	0	0	0

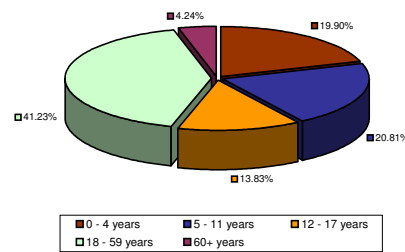
New arrivals, by sex and COO



New arrivals, by sex and COO



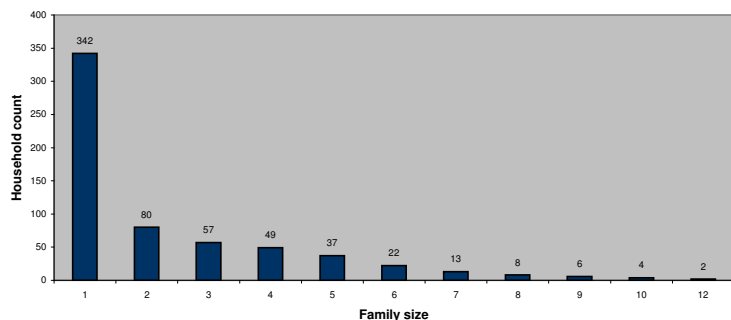
New arrivals, breakdown by age



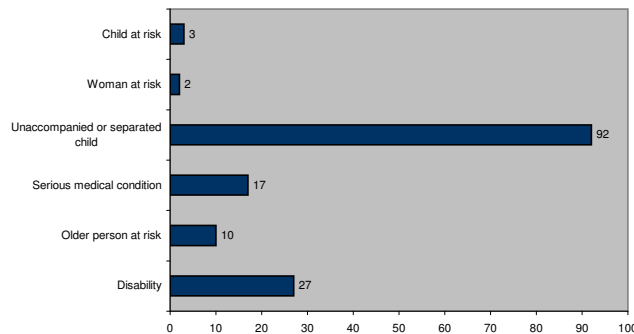
Notes: Dadaab refugee camps continue to receive a significant number of new arrivals. A total of 52,205 individuals have been registered since January of this year, with 48,818 arriving from Somalia, 3,062 from Ethiopia, 242 from Sudan, 12 from Democratic Republic of Congo, 2 from Eritrea, 1 from Zimbabwe and 68 from Burundi.

1,533 individuals were registered the week of 25 - 29 Oct 2010, comprising 1,484 individuals from Somalia and 49 individuals from Ethiopia. As of 31 October 2010, the overall population in the Dadaab camps stood at 289,949 persons. The average family size registered during the reporting period stood at 2.4 individuals. Family size 1 households represented 55% of all newly registered households.

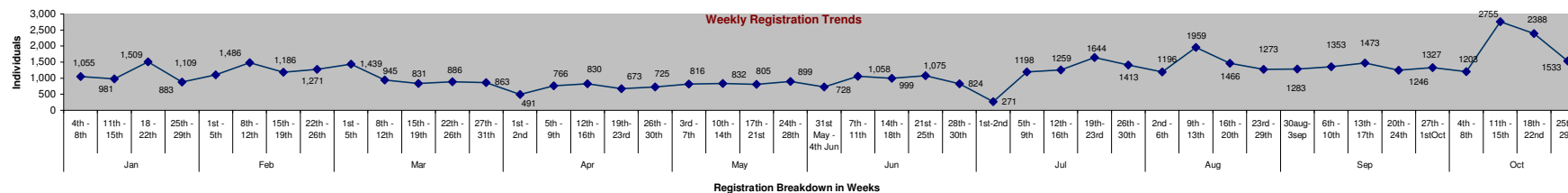
Household by family size



Special needs identified



Weekly Registration Trends



NB: This report reflects registration trends. In addition to new arrivals reported here, the overall population in Dadaab also increases through new births, in-situ registration (of persons who arrived in a previous period but reported for registration later), family reunification, and various other data adjustments. Analysis and projections are based on actual persons registered in the UNHCR registration database (proGres)