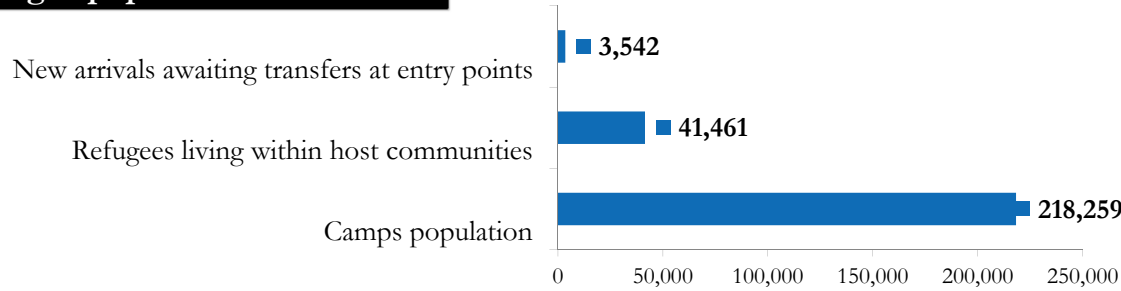


Refugee population Breakdown



263,262 *

TOTAL GAMBELLA POPULATION

205,127

refugees arrived
post 15-Dec-2013

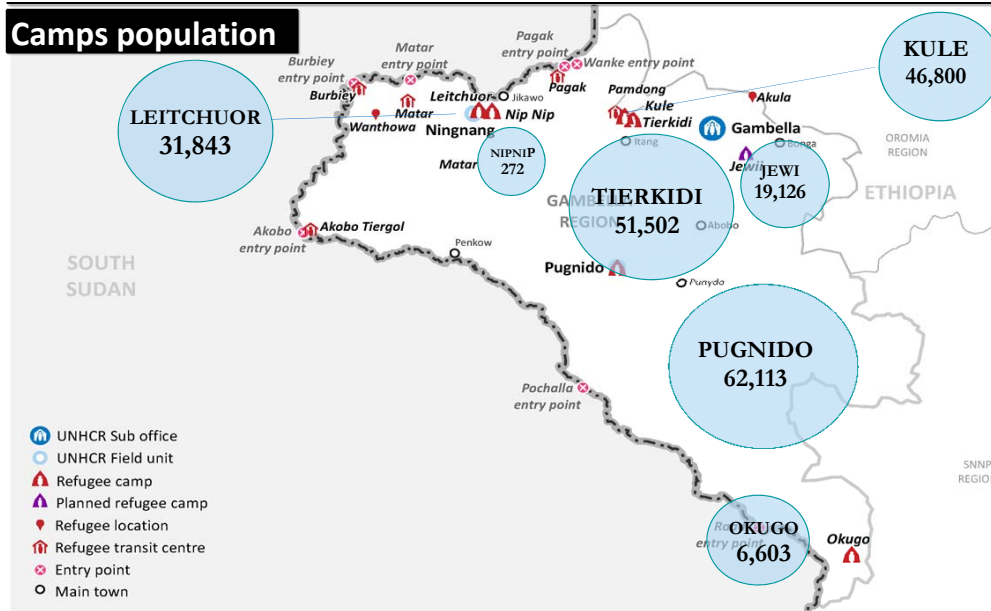
78%

58,135

refugees arrived
pre 15-Dec-2013

22%

Camps population



Camp Names	Children (age < 18 yrs)		Adults (age ≥ 18 yrs)		Total	%
	Males	Females	Males	Females		
Pugnido	20,846	19,560	7,132	14,575	62,113	27%
Tierkidi	18,133	17,524	3,845	12,000	51,502	24%
Leitchuor	11,513	11,189	1,905	7,236	31,843	15%
Kule	15,091	14,410	6,016	11,283	46,800	21%
Okugo	2,032	1,909	837	1,825	6,603	3%
NipNip	98	96	16	62	272	0%
Jewi	6,915	6,720	1,144	4,346	19,126	9%
TOTAL	74,630	71,407	20,896	51,326	218,259	100%
	145,763		72,141			
%	67%		33%			

TOTAL CAMPS POPULATION

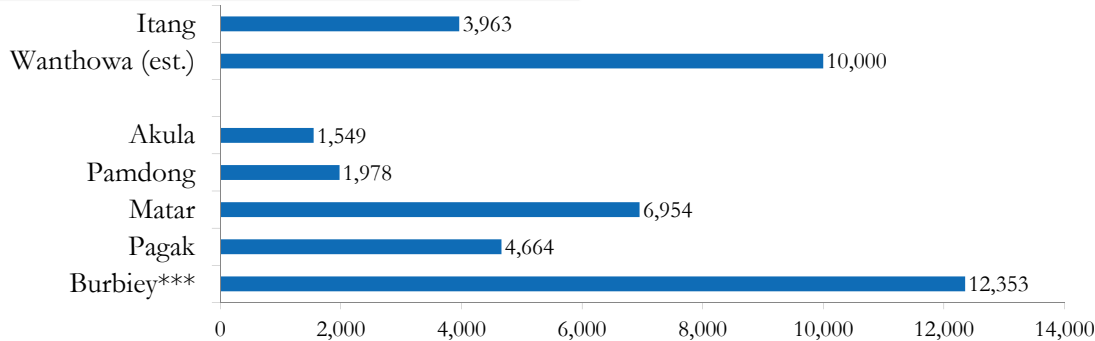
218,259**

persons

AVERAGE FAMILY SIZE

4

Refugees living within host communities



Refugees living within host communities

41,461

persons

New arrivals awaiting transfers

New arrivals awaiting transfers to camps

3,542

persons

{ Pagak }

* - In addition to 263262 South Sudanese refugees in Gambella region, there are 8,978 refugees at the camps in Assosa [Breakdown: Pre 15th Dec 2013 = 6,161; Post 15th Dec 2013 = 2,817]

** - The figure includes 32115 refugees in Leitchuor and Nip Nip refugee camps who will be relocated to new locations due to flooding concerns.

*** - Interviews with some refugees indicate that those with large livestock herds as well as traders and other categories were unwilling to move from border entry locations.