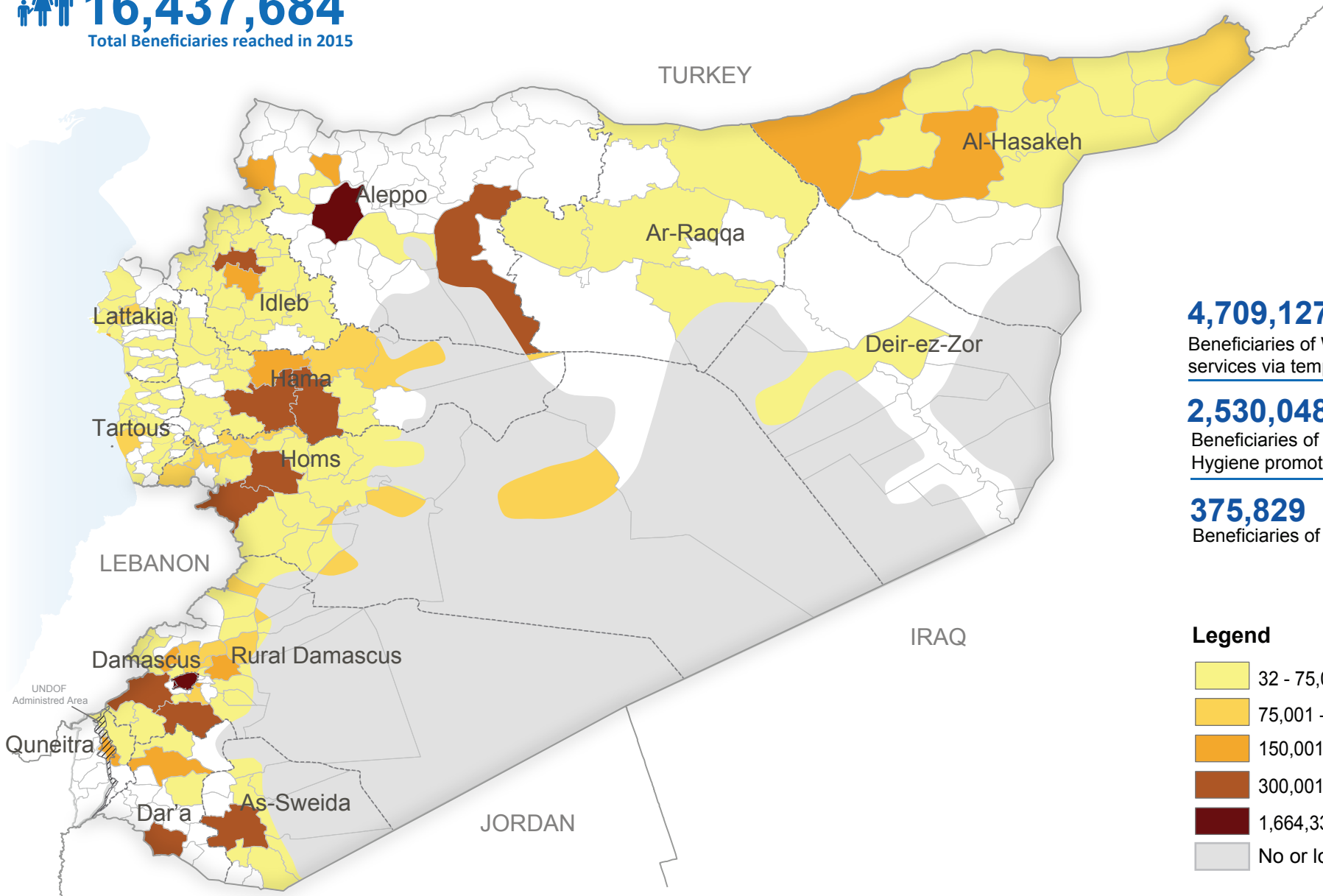


 **16,437,684**
Total Beneficiaries reached in 2015



4,709,127

Beneficiaries of Water and Sanitation services via temporary solutions







2,530,048

Beneficiaries of Hygiene supplies and Hygiene promotion messages

375,829

Beneficiaries of WASH in School

Legend

-  32 - 75,000
-  75,001 - 150,000
-  150,001 - 300,000
-  300,001 - 750,000
-  1,664,335 - 2,723,639
-  No or low population

-Humanitarian reach to a sub-district does not necessarily imply full geographical coverage.
 -The boundaries and names shown and the designation used on this map do not imply official endorsement or acceptance by the United Nations.
 -Creation date: 24 December 2015 | Source: WASH Sector from within Syria | Website: Syria.unocha.org | www.humanitarianresponse.info/operations/syria