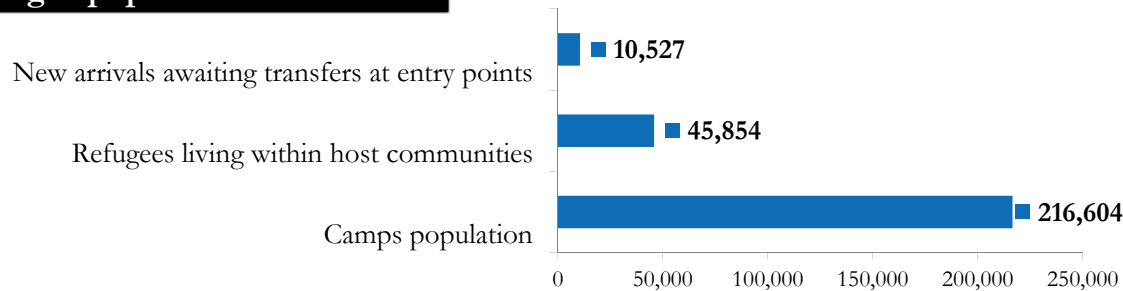


Refugee population Breakdown

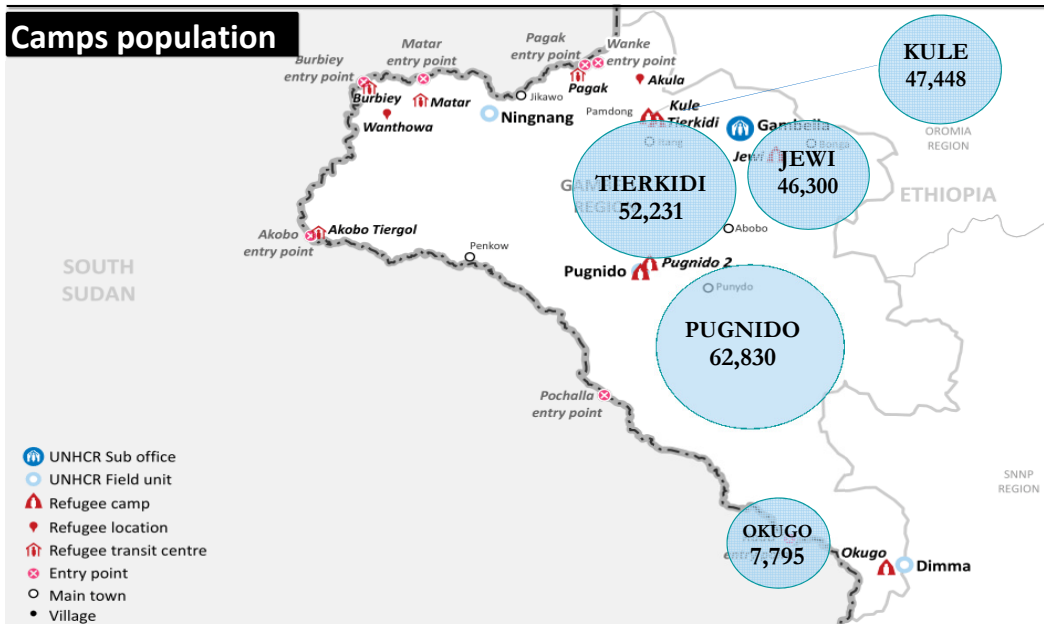


272,985 *
TOTAL GAMBELLA POPULATION

215,571
 refugees arrived
 post 15-Dec-2013
79%

57,414
 refugees arrived
 pre 15-Dec-2013
21%

Camps population

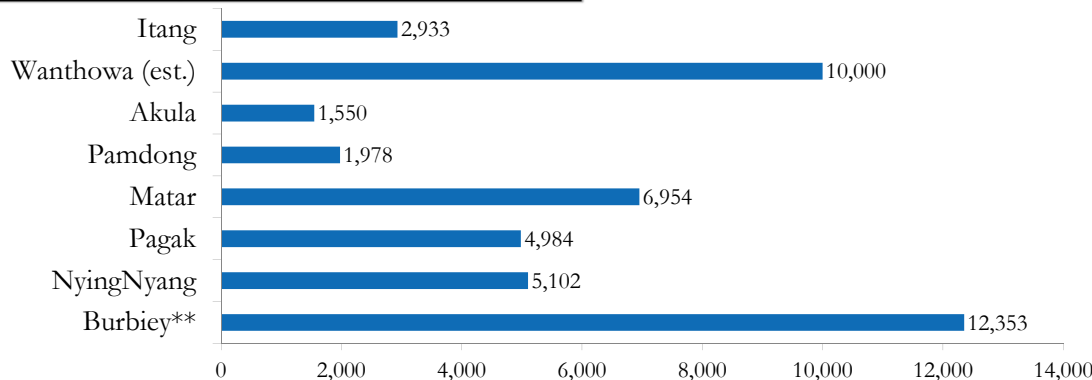


Camp Names	Children (age < 18 yrs)		Adults (age ≥ 18 yrs)		Total	%
	Males	Females	Males	Females		
Pugnido	21,180	19,962	6,946	14,742	62,830	29%
Tierkidi	18,446	17,768	3,985	12,032	52,231	24%
Jewi	17,042	16,401	2,338	10,519	46,300	21%
Kule	15,426	14,717	6,013	11,292	47,448	22%
Okugo	2,368	2,287	1,427	1,713	7,795	4%
TOTAL	74,462	71,135	20,709	50,298	216,604	100%
	145,597		71,007			
%	67%		33%			

TOTAL CAMPS POPULATION
216,604
 persons

AVERAGE FAMILY SIZE
4

Refugees living within host communities



Refugees living within host communities
45,854
 persons

New arrivals awaiting transfers

New arrivals awaiting transfers to camps
10,527 persons
 { Matar - 6,588
 Pagak - 3,939 }

* - In addition to 272,985 South Sudanese refugees in Gambella region, there are 10,093 refugees at the camps in Assosa [Breakdown: Pre 15th Dec 2013 = 6,129; Post 15th Dec 2013 = 3,964]

** - Interviews with some refugees indicate that those with large livestock herds as well as traders and other categories were unwilling to move from border entry locations.