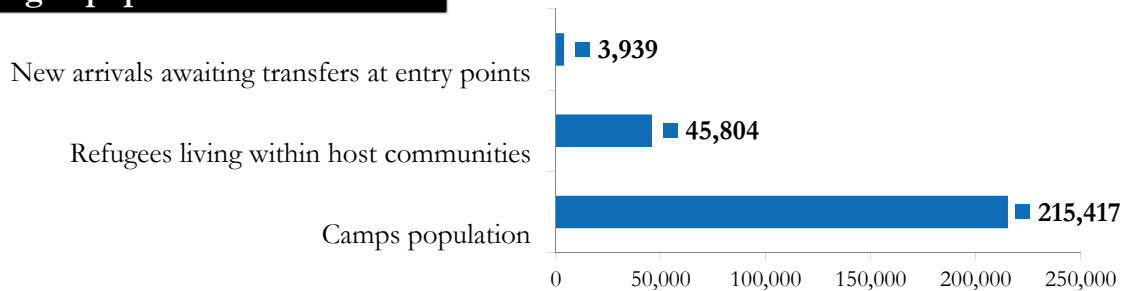


Refugee population Breakdown

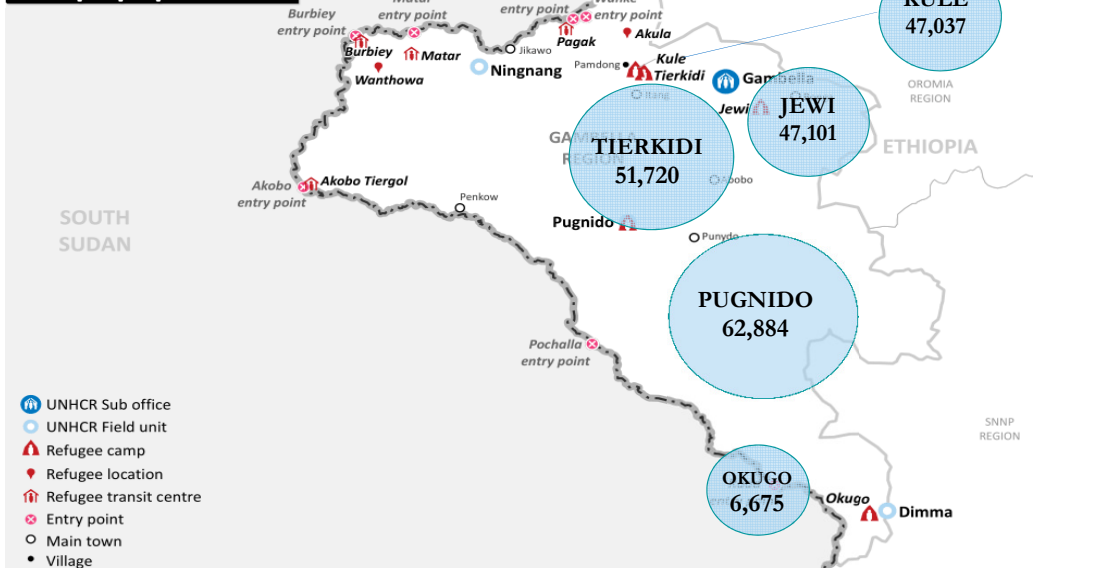


265,160 *
TOTAL GAMBELLA POPULATION

208,079
refugees arrived
post 15-Dec-2013
78%

58,081
refugees arrived
pre 15-Dec-2013
22%

Camps population

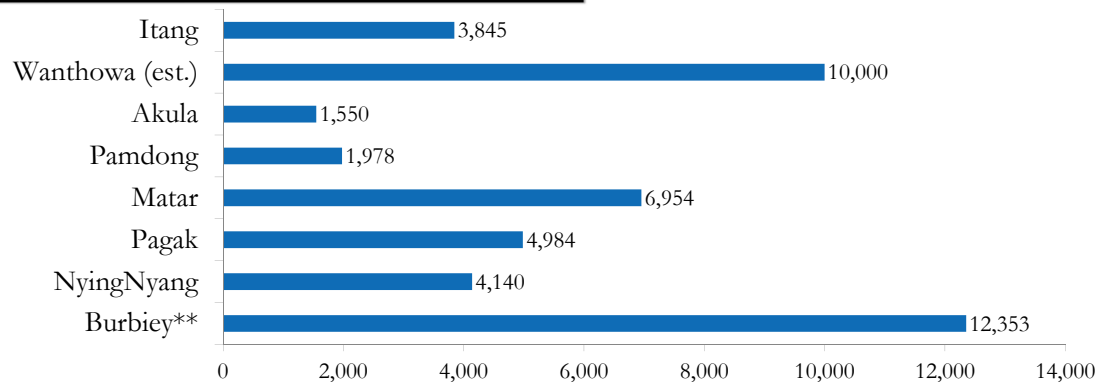


Camp Names	Children (age < 18 yrs)		Adults (age ≥ 18 yrs)		Total	%
	Males	Females	Males	Females		
Pugnido	21,098	19,867	7,028	14,891	62,884	29%
Tierkidi	18,181	17,554	3,978	12,007	51,720	24%
Jewi	16,791	15,522	4,440	10,348	47,101	22%
Kule	15,208	14,534	6,008	11,287	47,037	22%
Okugo	2,058	1,924	854	1,839	6,675	3%
TOTAL	73,336	69,401	22,308	50,372	215,417	100%
	142,737		72,680			
%	66%		34%			

TOTAL CAMPS POPULATION
215,417
persons

AVERAGE FAMILY SIZE
4

Refugees living within host communities



New arrivals awaiting transfers

Refugees living within host communities
45,804
persons

New arrivals awaiting transfers to camps
3,939 persons
{ Pagak }

* - In addition to 265160 South Sudanese refugees in Gambella region, there are 9,264 refugees at the camps in Assosa [Breakdown: Pre 15th Dec 2013 = 6,129; Post 15th Dec 2013 = 3,135]

** - Interviews with some refugees indicate that those with large livestock herds as well as traders and other categories were unwilling to move from border entry locations.