



Registration Unit

Total Persons of Concern

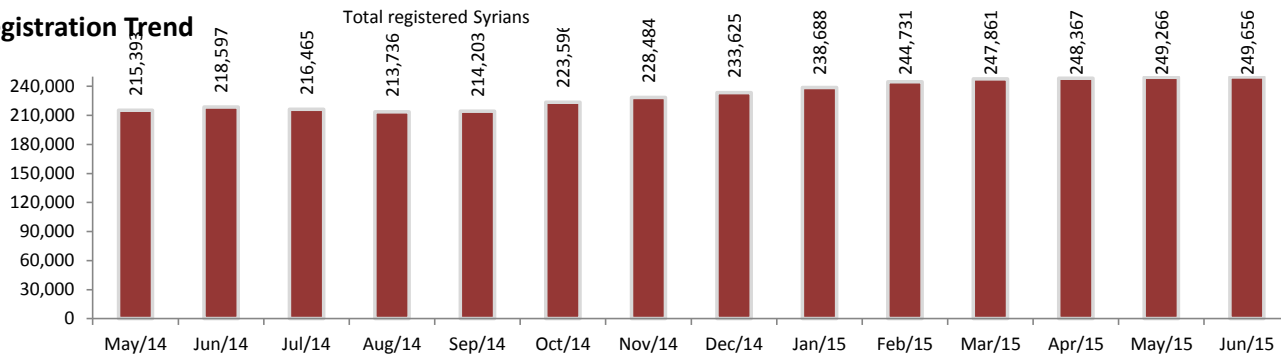
Individuals

249,656

Households

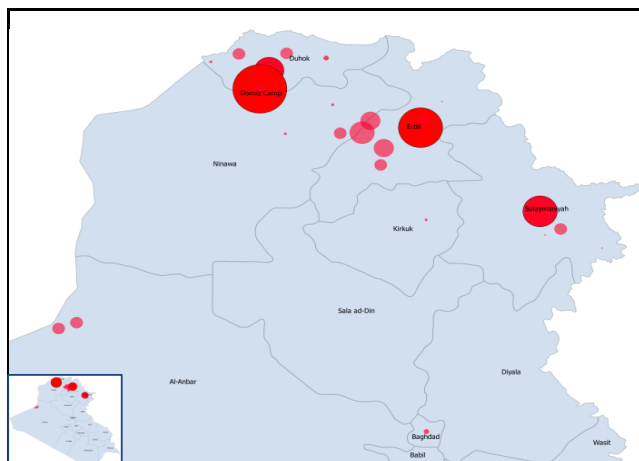
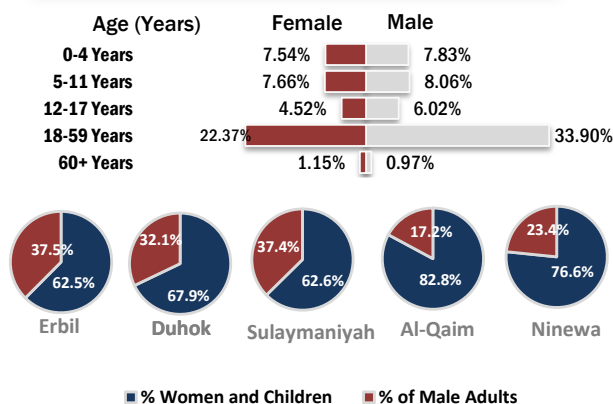
88,555

Registration Trend

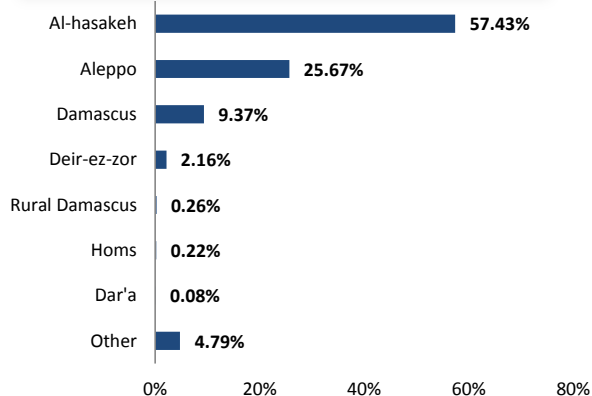


This profile is based on **249,656** proGres registered individuals

Age and Gender Breakdown

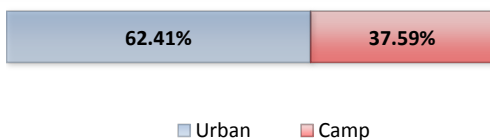


Place of Origin



Governorate	Individuals	Households	% Total
Duhok	99,507	31,029	39.86%
Erbil	112,043	42,984	44.88%
Sulaymaniyah	30,182	11,978	12.09%
Anbar	4,512	1,151	1.81%
Ninewa	1,301	433	0.52%
Kirkuk	806	284	0.32%
Baghdad	422	235	0.17%
Other	883	461	0.35%
Total Iraq	249,656	88,555	100%

Camp and non-camp population comparison



Camps Registered Population			
Camp	Individuals	Households	% Total
Al-Obaidi Camp	1,519	319	1.62%
Akre Settlement	1,472	346	1.57%
Domiz Camp 1	41,224	13,555	43.93%
Domiz Camp 2	6,208	1,372	6.62%
Gawilan Camp	6,986	1,740	7.44%
Basirma Camp	3,554	861	3.79%
Darashakran Camp	10,210	2,248	10.88%
Kawergosk Camp	10,113	2,672	10.78%
Qushtapa Camp	6,564	1,739	7.00%
Arbat Camp	5,988	1,596	6.38%
Total	93,838	26,448	100%

From 16 June 2014, as Al-Obaidi Camp became inaccessible to UN agencies and other humanitarian staff, the camp registered population figure is not updated.