



# VOLREP AND BORDER MONITORING MONTHLY UPDATE



@ UNHCR/M. Haroon

UNHCR AFGHANISTAN

JANUARY 2014

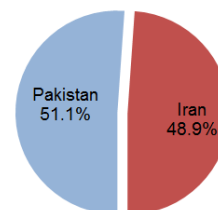
From the start of UNHCR's assisted voluntary repatriation operation in March 2002 to the end of January 2014, over 5.8 million Afghan refugees have returned home, out of which over 4.7 million repatriated with assistance from the Ministry of Refugees and Repatriation (MoRR) and UNHCR. Today, about a quarter of Afghanistan's population consists of returnees.

## VOLUNTARY RETURN TO AFGHANISTAN

**1 – 31 January 2014:** During the first month of 2014, a total of 315 Afghan refugees voluntarily repatriated to Afghanistan. Of this, 161 came from Pakistan and 154 from Iran. The rate of return so far in 2014 shows a major decrease compared to the 1,223 Afghans who returned during January 2013. The average number of returns, per day in 2014 is 10 individuals compared to the daily average of 39 individuals in January 2013.

Return of Afghan refugees from Pakistan, Iran and other countries will continue throughout the year.

Total returns 01 - 31 January 2014



Year	Returns from Pakistan	Returns from Iran	Returns from Other countries	Total
2002	1,565,066	259,792	9,679	1,834,537
2003	332,183	142,280	1,176	475,639
2004	383,321	377,151	650	761,122
2005	449,391	63,559	1,140	514,090
2006	133,338	5,264	1,202	139,804
2007	357,635	7,054	721	365,410
2008	274,200	3,656	628	278,484
2009	48,320	6,028	204	54,552
2010	104,331	8,487	150	112,968
2011	48,998	18,851	113	67,962
2012	79,435	15,035	86	94,556
2013	30,388	8,247	131	38,766
2014	161	154	0	315
<b>Total</b>	<b>3,806,767</b>	<b>915,558</b>	<b>15,880</b>	<b>4,738,205</b>

Extension of Proof of Registration (PoR) cards until 31 December 2015 in Pakistan, uncertain situation of Afghanistan in the lead up to elections scheduled for April 2014 and reduced level of harassment by authorities in Pakistan and Iran could be the primary factors of low returns in 2013 and so far in 2014. Winter season might be another reason for low return in January this year. Normally the return trends decline during the winter season. The peak of return season is between May and September each year.

The renewal process of PoR cards for Afghan refugees in Pakistan has been started this month and will be completed at the end of April 2014. It is expected that some 1.34 million Afghan Refugees (PoR card holders) will be issued with new PoR cards. The remaining 280,000 Afghans who are below 5 years of age will be registered and their details will be recorded on the back of their parents PoR cards. The expiry-date (31 December 2015) will be reflected in the new PoR cards.

## RETURN PROCESS

A refugee wishing to return to Afghanistan with the assistance of UNHCR must approach UNHCR's Voluntary Repatriation Centres (VRCs) in the country of asylum to register for return and sign a Voluntary Repatriation Form (VRF).

Repatriation from Pakistan is facilitated through two VRCs: Chamkani located in Peshawar, Khyber Pakhtunkhwa and Baleli located in Quetta, Baluchistan. Repatriation from Iran is facilitated through Soleimankhani, Esfahan, Shiraz, and Mashhad VRCs, the Sub-Offices, or directly through the Border Crossing Station (BCS) at Dogharoun.

Upon return to Afghanistan, returnees are assisted at five encashment centres (ECs): Mohmand Dara (Nangarhar), Kabul (Kabul), Gardez (Paktya), Jamal Mayna (Kandahar) and Herat (Herat).

At the ECs, depending on the province of origin, all Afghan returnees with VRFs received approximately US\$ 200 per person (between US\$30 - US\$70 for transport and US\$150 as a short-term assistance grant). The transportation grant varies according to the distance from the areas of asylum to the areas of origin. Returning refugees are also briefed on mine awareness and education procedures in Afghanistan at the EC. They can benefit from transit facilities for overnight stay and basic health services. All children under the age of five are vaccinated for polio and measles. Returnees are briefed also on how to access legal aid, if required.

In view of rising commodities and transportations costs in Afghanistan, UNHCR, in 2014, increased the cash grant from US\$ 150 to US\$ 200 per person.

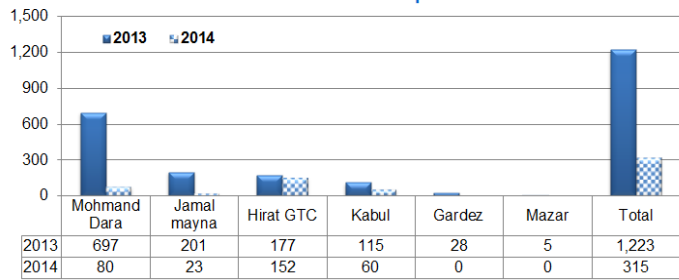
### Assisted returns by region of destination in Afghanistan 2014 & 2013

Region	No. of individuals returned - Comparison by year			
	Jan 2014		Jan 2013	
	No.	%	No.	%
Central	100	31.7%	145	11.9%
East	70	22.2%	692	56.6%
West	50	15.9%	86	7.0%
South	40	12.7%	151	12.3%
Northeast	27	8.6%	58	4.7%
North	22	7.0%	54	4.4%
Central Highlands	6	1.9%	2	0.2%
Southeast	0	0.0%	35	2.9%
<b>Total</b>	<b>315</b>	<b>100.0%</b>	<b>1,223</b>	<b>100.0%</b>

### Assisted return by area of residence in Country of Asylum (CoA) - 2014

CoA	Province	%
PAKISTAN	KPK	55.9%
	Balochistan	32.9%
	Sindh	7.5%
	Punjab	3.7%
IRAN	Esfahan	28.6%
	Tehran	24.7%
	Khorasan	11.7%
	Yazd	6.5%
	Qazvin	6.5%
	Qom	5.2%
	Fars	4.5%
	Semnan	3.9%
	Markazi	3.2%
	Kerman	3.2%
	Hormozgan	1.3%
	Mazandaran	0.6%

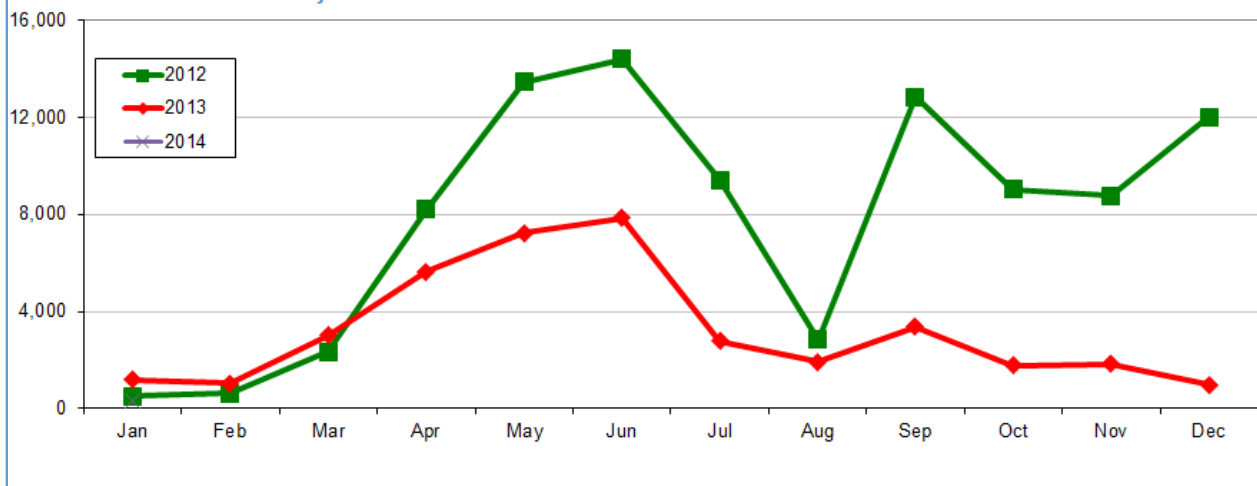
Total returnees assisted at ECs - comparison of 2013 & 2014



Monthly Return Trends - 03 Mar 2002 to 31 Jan 2014  
Pakistan 03 March & Iran 09 April 2002 - 31 January 2014

Year	Month												Total	Total %	
	Jan	Feb	Mar	Apr	May	Jun	Jul	Aug	Sep	Oct	Nov	Dec			
2014	315													315	0.01%
2013	1,199	1,041	3,011	5,650	7,232	7,842	2,772	1,919	3,365	1,790	1,824	990	38,635	1%	
2012	514	631	2,326	8,196	13,450	14,412	9,425	2,843	12,850	9,036	8,762	12,025	94,470	2%	
2011	224	379	2,210	7,187	11,693	11,722	8,585	3,263	8,148	9,511	3,491	1,436	67,849	1%	
2010	305	112	2,843	24,026	30,505	21,521	12,542	8,268	5,639	6,230	546	281	112,818	2%	
2009	94	131	183	9,173	18,962	15,309	7,591	1,302	794	419	179	211	54,348	1%	
2008	76	120	13,570	47,508	62,472	42,051	34,898	40,758	10,525	25,583	173	122	277,856	6%	
2007	47	30	55,972	149,308	20,239	40,401	36,965	30,881	18,326	10,133	-	2,387	364,689	8%	
2006	130	231	9,047	22,717	38,723	25,414	19,131	12,733	7,929	1,903	220	424	138,602	3%	
2005	1,219	898	8,138	40,420	64,600	79,801	52,270	117,419	104,867	20,636	14,936	7,746	512,950	11%	
2004	2,621	2,256	33,168	69,339	107,359	110,350	118,839	170,881	101,856	25,816	11,072	6,916	760,473	16%	
2003	3,323	2,429	6,788	48,719	83,378	97,223	73,322	52,299	52,880	39,874	11,039	3,189	474,463	10%	
2002	-	-	121,227	305,965	417,483	298,955	306,587	205,109	96,376	49,202	15,730	8,224	1,824,858	39%	
<b>Total</b>	<b>10,067</b>	<b>8,258</b>	<b>258,483</b>	<b>738,208</b>	<b>876,096</b>	<b>765,001</b>	<b>682,927</b>	<b>647,675</b>	<b>423,555</b>	<b>200,133</b>	<b>67,972</b>	<b>43,951</b>	<b>4,722,326</b>	<b>100%</b>	
<b>%</b>	<b>0%</b>	<b>0%</b>	<b>5%</b>	<b>16%</b>	<b>19%</b>	<b>16%</b>	<b>14%</b>	<b>14%</b>	<b>9%</b>	<b>4%</b>	<b>1%</b>	<b>1%</b>	<b>100%</b>		

Monthly Return Trends from Pakistan and Iran - 01 Jan 2012 - 31 Jan 2014



Note: A total of 15,880 Afghan refugees who returned since 2002 from other countries were not included in the monthly return trends table and chart.

## BORDER MONITORING DEPORTATION OF UNDOCUMENTED AFGHAN NATIONALS (NON-REFUGEES)

*Afghan nationals returning from Iran or Pakistan due to eviction, conflict, military operations, natural disasters, or other reasons do not fall under UNHCR's mandate, and all international response to their needs will be led by IOM. However, UNHCR in coordination with other protection actors monitors their protection situation to ascertain that registered refugees are not deported.*

### IRAN:

**1 - 31 January 2014:** During the first month of 2014, a total of 14,650 undocumented Afghan nationals (non-refugees) were deported (via Islam Qala\*: 9,908 and Zaranj: 4,742 border points) from Iran. This figure is 16% lower compared to 17,485 deportees during the same period in 2013. Normally during the winter season the movement of undocumented Afghans into Iran decrease due to low needs in the labor market in Iran.

A total number of 222,710 Afghans were deported from Iran in 2013, averaging 610 persons per day.

The vast majority of deportees (98%) were single males who entered Iran illegally, to look for work.

Since April 2009, IOM has been present in Islam Qala and Zaranj border crossing points and has procedures in place to screen and identify Persons with Special Needs (PSNs) among the deported undocumented Afghans (non-refugees).

IOM provides PSNs with transportation, transit and health services at the border and assists with their transportation costs from the cities of Herat and Zaranj to their final destinations.

Deportations from Iran											
Reporting Period	Entry Point	Family Groups				Single					Total Individuals
		Families	Individuals			Male		Female		Total	
			M	F	Total	Adult	UAM	Adult	UAM		
01 -31 Jan 2014	Zaranj	80	157	195	352	4,373	17	0	0	4,390	4,742
	Islam Qala*	N/A	N/A	N/A	N/A	N/A	N/A	N/A	N/A	N/A	9,908
<b>Total</b>		<b>80</b>	<b>157</b>	<b>195</b>	<b>352</b>	<b>4,373</b>	<b>17</b>	<b>0</b>	<b>0</b>	<b>4,390</b>	<b>14,650</b>

### PAKISTAN:

**1 - 31 January 2014:** A total of 357 undocumented Afghan nationals (non-refugees) were deported from Pakistan (via Spin Boldak: 208 and Torkham: 149). This figure shows a sharp decrease (43%) compared to the 628 Afghans who were deported from Pakistan during the same period in 2013.

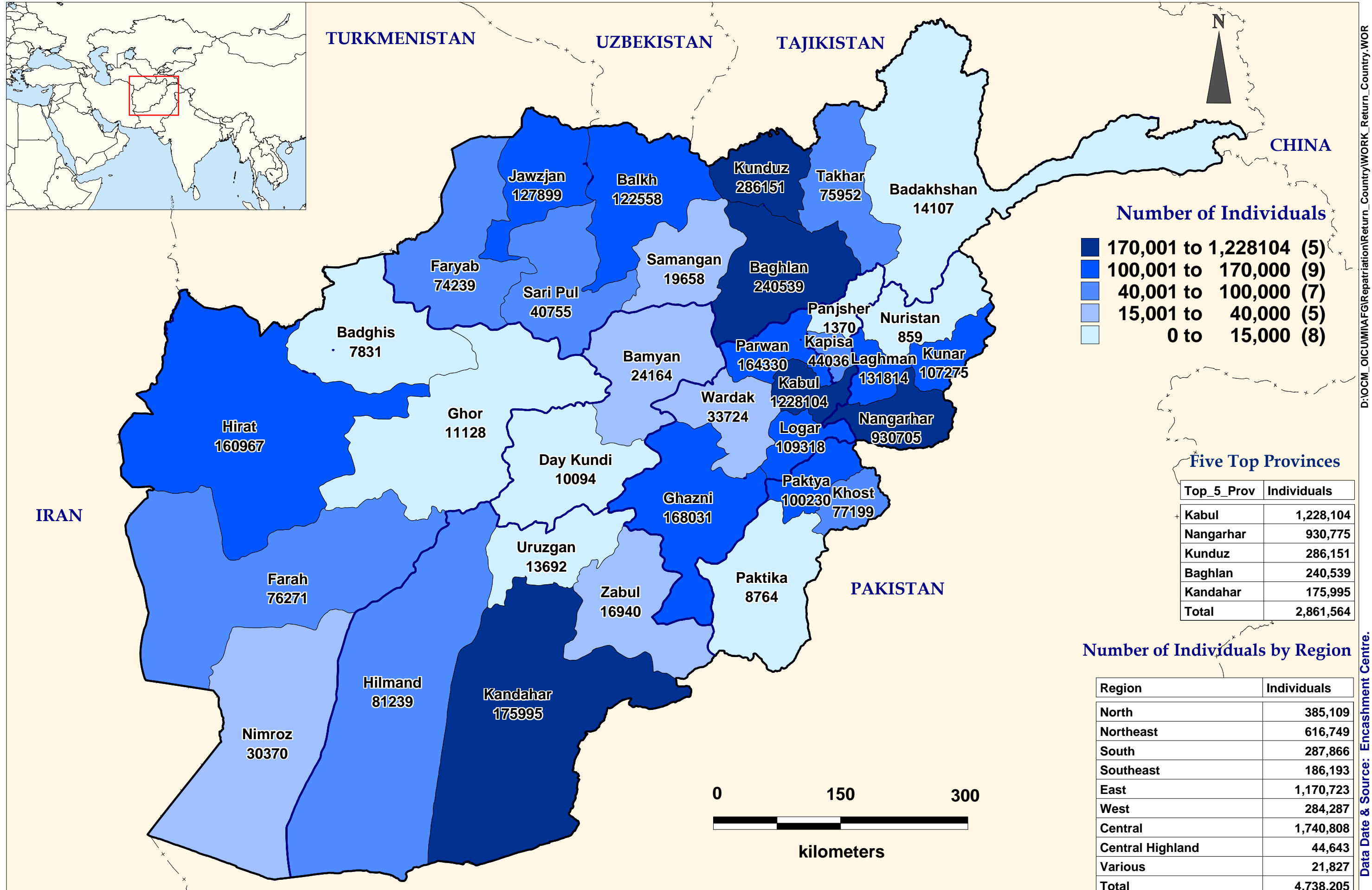
A total number of 10,406 undocumented Afghan nationals (non-refugees) were deported from Pakistan in 2013.

Since November 2012, IOM has established a transit centre in Torkham to screen, identify and assist PSNs among deported undocumented Afghans (non-refugees). IOM provides PSNs with NFIs and free transportation from Torkham to their final destination.

Deportations from Pakistan											
Reporting Period	Entry Point	Family Groups				Single					Total Individuals
		Families	Individuals			Male		Female		Total	
			M	F	Total	Adult	UAM	Adult	UAM		
01 -31 Jan 2014	Torkham	0	0	0	0	149	0	0	0	149	149
	Spin Boldak	0	0	0	0	208	0	0	0	208	208
<b>Total</b>		<b>0</b>	<b>0</b>	<b>0</b>	<b>0</b>	<b>357</b>	<b>0</b>	<b>0</b>	<b>0</b>	<b>357</b>	<b>357</b>

*UNHCR would like to extend its deep appreciation for the continuing support and generous contributions of donors to its operation in Afghanistan.*

\*Figures on deportees through Islam Qala is estimation.



**Number of Individuals**

170,001 to 1,228,104	(5)
100,001 to 170,000	(9)
40,001 to 100,000	(7)
15,001 to 40,000	(5)
0 to 15,000	(8)

**Five Top Provinces**

Top_5_Prov	Individuals
+ Kabul	1,228,104
Nangarhar	930,775
Kunduz	286,151
Baghlan	240,539
Kandahar	175,995
<b>Total</b>	<b>2,861,564</b>

**Number of Individuals by Region**

Region	Individuals
North	385,109
Northeast	616,749
South	287,866
Southeast	186,193
East	1,170,723
West	284,287
Central	1,740,808
Central Highland	44,643
Various	21,827
<b>Total</b>	<b>4,738,205</b>

The boundaries and names shown and the designations used on this map do not imply official endorsement or acceptance by the United Nations.

Sources: UNHCR, Global Insight digital mapping - © 1998 Europa Technologies Ltd.

Data Date & Source: Encashment Centre. D:\OCM\_OICUMIA\FG\Repatriation\Return\_Country\WORK\_Return\_Country.WOR