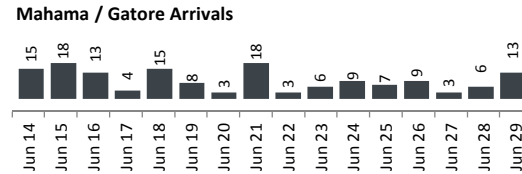
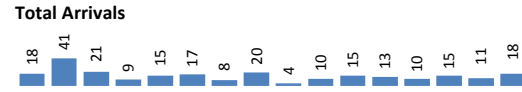


Registration Statistics

Registered from 28 to 29 June	
Mahama	46
Kigali	-
Nyagatare	-
<b>Total</b>	<b>46</b>

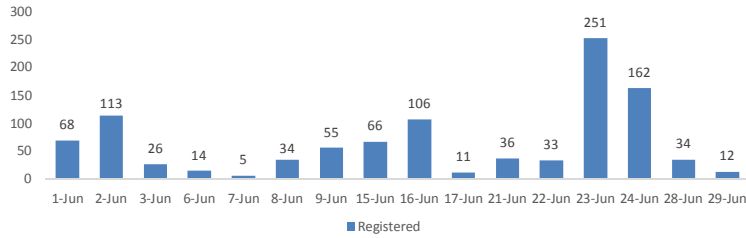
Camp / Reception Centre Population		
Bugesera*	715	410
Nyanza*	119	62
Nyagatare*	30	11
Mahama	49,451	18,641
Gatore*	118	73
Kigali	25,675	12,134
Huye	3,109	1,123
<b>Total</b>	<b>79,217</b>	<b>32,454</b>



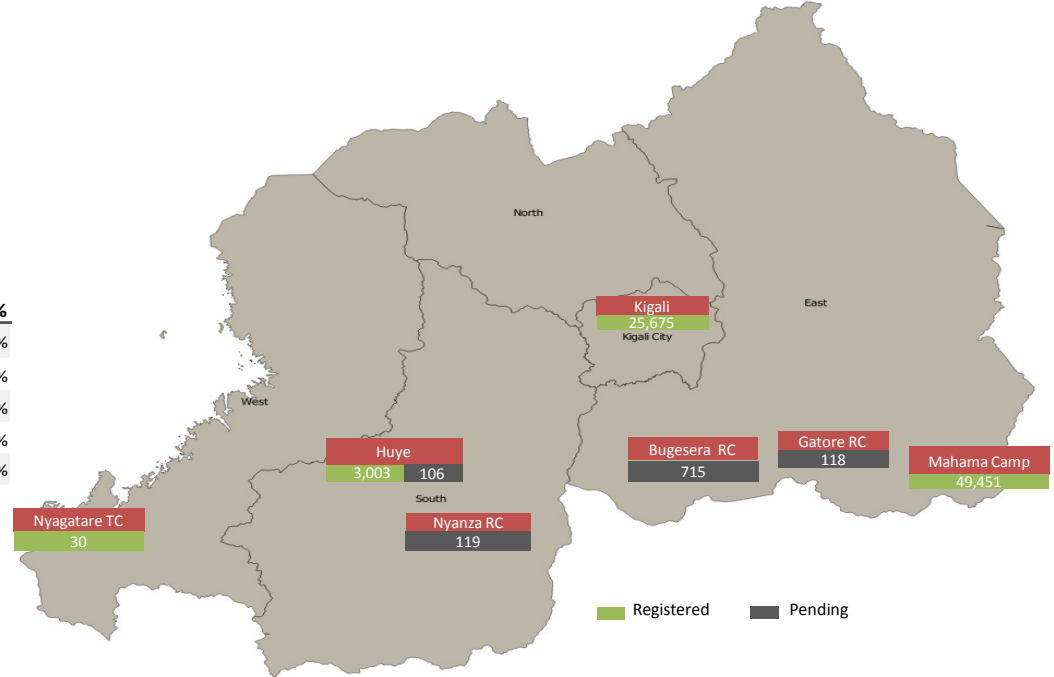
<b>79,217</b>	<b>Total Active Refugees</b>
<b>78,159</b>	Registered L2
<b>1,058</b>	Registered L1**
<b>5,759</b>	Temporarily Inactivated***
<b>84,976</b>	Active + Inactive Refugees

Nyanza Arrivals :0 Bugesera Arrivals :5 Rusizi Arrivals : 0

Daily Registration Trends



Area of Origin	Age Cohort	Female	Male	Total	%
Kirundo	0 - 4 years	5,866	6,051	11,917	15%
Bujumbura Mairie	5 - 11 years	7,323	7,395	14,718	19%
Muyinga	12 - 17 years	4,939	5,261	10,200	13%
Ngozi	18 - 59 years	19,918	19,794	39,712	51%
Karuzi	60 + years	1,047	565	1,612	2%
Kayanza					
Cibitoke					
Ruyigi					
Gitega					
Bubanza					
Others					
<b>Total</b>		<b>39,093</b>	<b>39,066</b>	<b>78,159</b>	



\* Source: MIDIMAR. All other sources are UNHCR

\*\* Individuals registered in Nyanza and Bugesera RCs have undergone level 1 biometric registration

\*\*\* Inactivated due to absence at food distribution for 3 or more consecutive months in Sep - May (4,690) or spontaneous departure to BDI (1069)

For more information please visit our website: <http://data.unhcr.org/burundi/country.php?id=182>