

Afghanistan: Conflict Induced Displacements (as of 13 November 2016)

Actual displacements between 1 January 2016 and 8 November 2016

From 1 January 2016 to 8 November 2016, 485,509 individuals fled their homes due to conflict. A total of 31 out of 34 provinces had recorded some level of forced displacement. Constrained humanitarian access hinders assessments, thus preventing verification of the full extent of displacement and undermining the provision of assistance and services. Displacement affects all individuals differently with needs, vulnerabilities and protection risks evolving over time due to exhaustion of coping mechanisms and only basic emergency assistance provided following initial displacement. Inadequate shelter, food insecurity, insufficient access to sanitation and health facilities, as well as a lack of protection, often result in precarious living conditions that jeopardises the well-being and dignity of affected families.

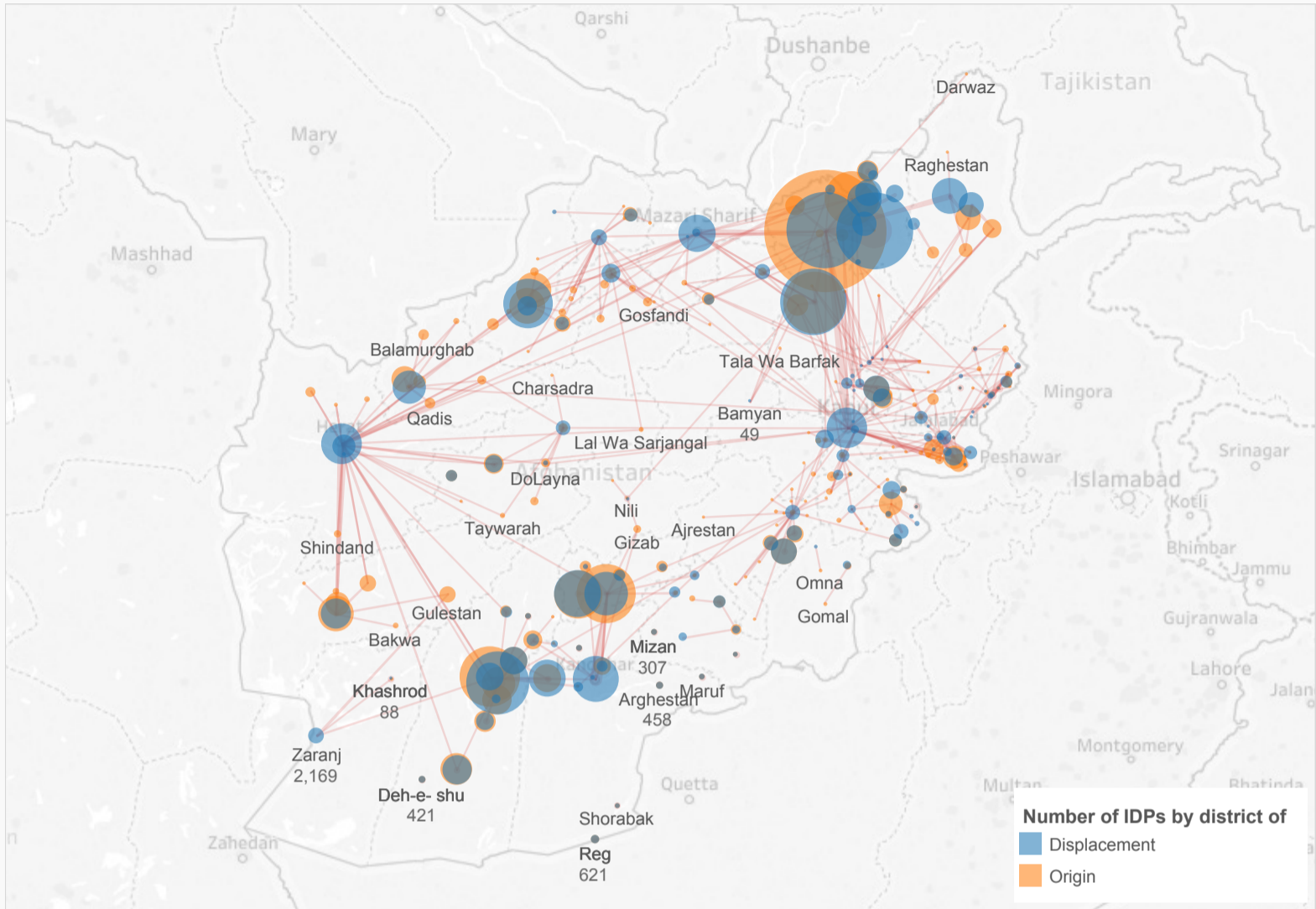
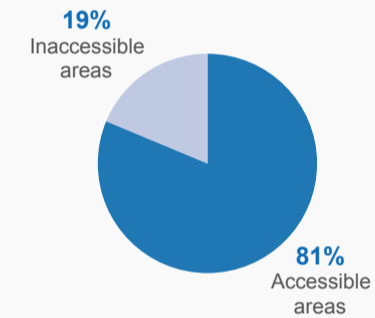
Time period

1 January 2016 to 8 November 2016

Key figures

	Individuals displaced	485,509
	Families	69,503
	Adult male	23%
	Adult female	22%
	Children under 18	56%

Percentage of IDPs within accessible and inaccessible areas (2016)



Locations with displacements

31 out of 34 provinces
198 out of 399 districts

Locations hosting IDPs

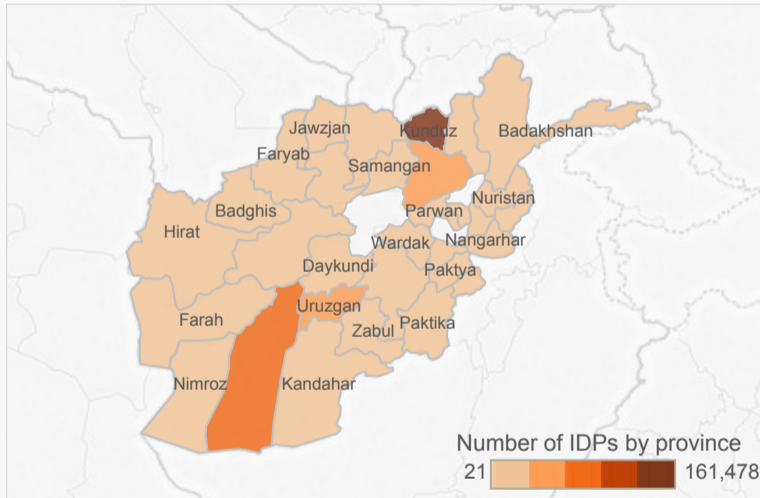
34 out of 34 provinces
129 out of 399 districts

Organisations involved in assessments

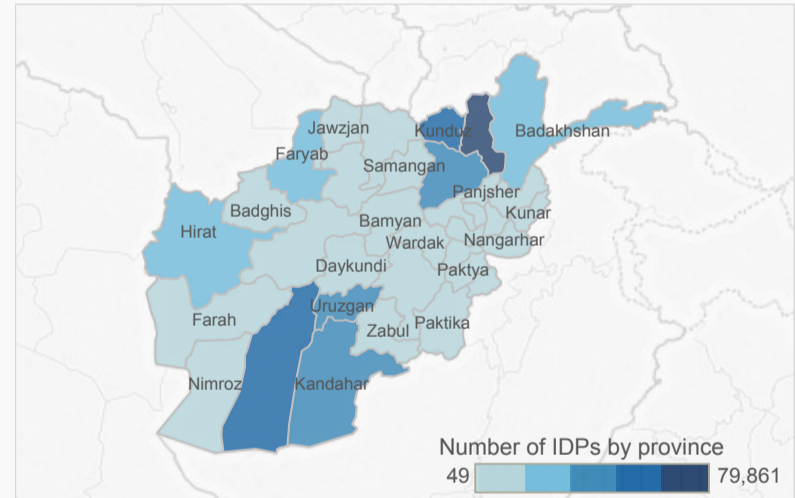
60 organisations

ACF AFGHANAID ADA APA
ANDMA ARPD AKF ACTED ARAA
CARE CDC CONCERN CHA
CRDSA CTG DACAAR DRC DOLSA
DORR DORRD DOWA FOCUS
HN-TPO HRDA HAPA HAS IDSH
IMC IOM IRC JEN MA MMRCA
MDC ME NAC NRC OCHA OHD
OHW OTHER PEVO PIN PU-AMI
RI NPO/RRAA SCI SFL
SOLIDARITES SI SCA TDH ...

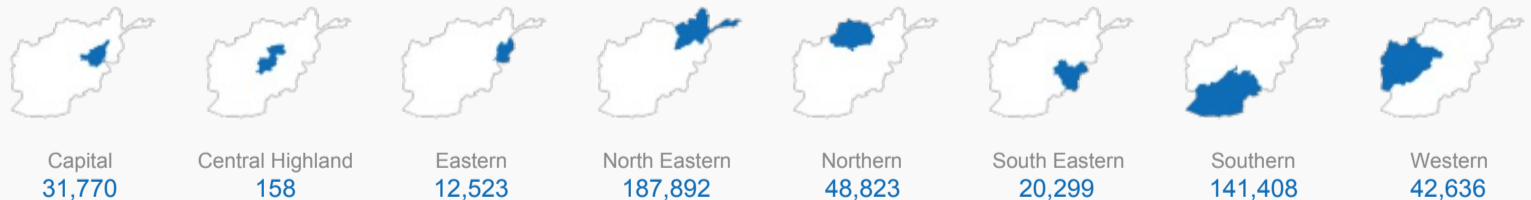
Province of origin



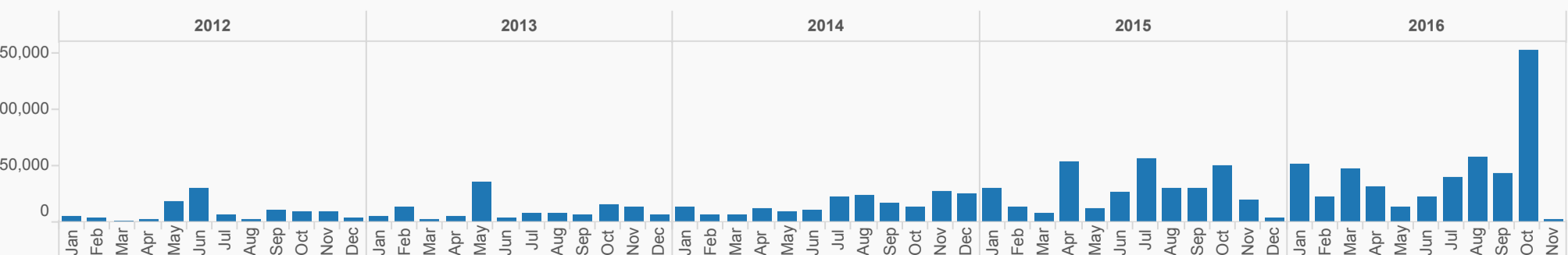
Province of displacement



Regional overview (click on the maps below to filter by region)



Monthly trends (2012 to 2015)



Notes: Newly displaced population due to conflict as of All compiled by OCHA sub offices based on inter-agency assessment results. Assessments are ongoing in the field and these numbers are expected to change as new information becomes available. IDPs data for 2015 and earlier from IDP Task Force / UNHCR Population Movement Tracking System (PMT). Datasets used to create this dashboard can be downloaded from the Humanitarian Data Exchange (HDX) website: <http://goo.gl/KBcgzO>

Afghanistan: Conflict Induced Displacements (as of 13 November 2016)

Beneficiaries assisted between 1 January 2016 and 10 November 2016



From 1 January 2016 to 10 November 2016, 461,357 displaced individuals were provided humanitarian assistance in 34 provinces and 129 districts. Constrained humanitarian access hinders assessments, thus preventing verification of the full extent of displacement and undermining the provision of assistance and services. Displacement affects all individuals differently with needs, vulnerabilities and protection risks evolving over time due to exhaustion of coping mechanisms and only basic emergency assistance provided following initial displacement. Inadequate shelter, food insecurity, insufficient access to sanitation and health facilities, as well as a lack of protection, often result in precarious living conditions that jeopardises the well-being and dignity of affected families.

Time period

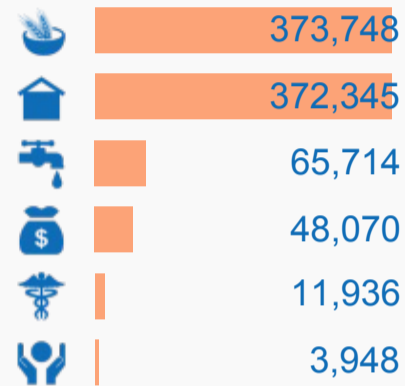
1 January 2016 to 10 November 2016

Key figures *



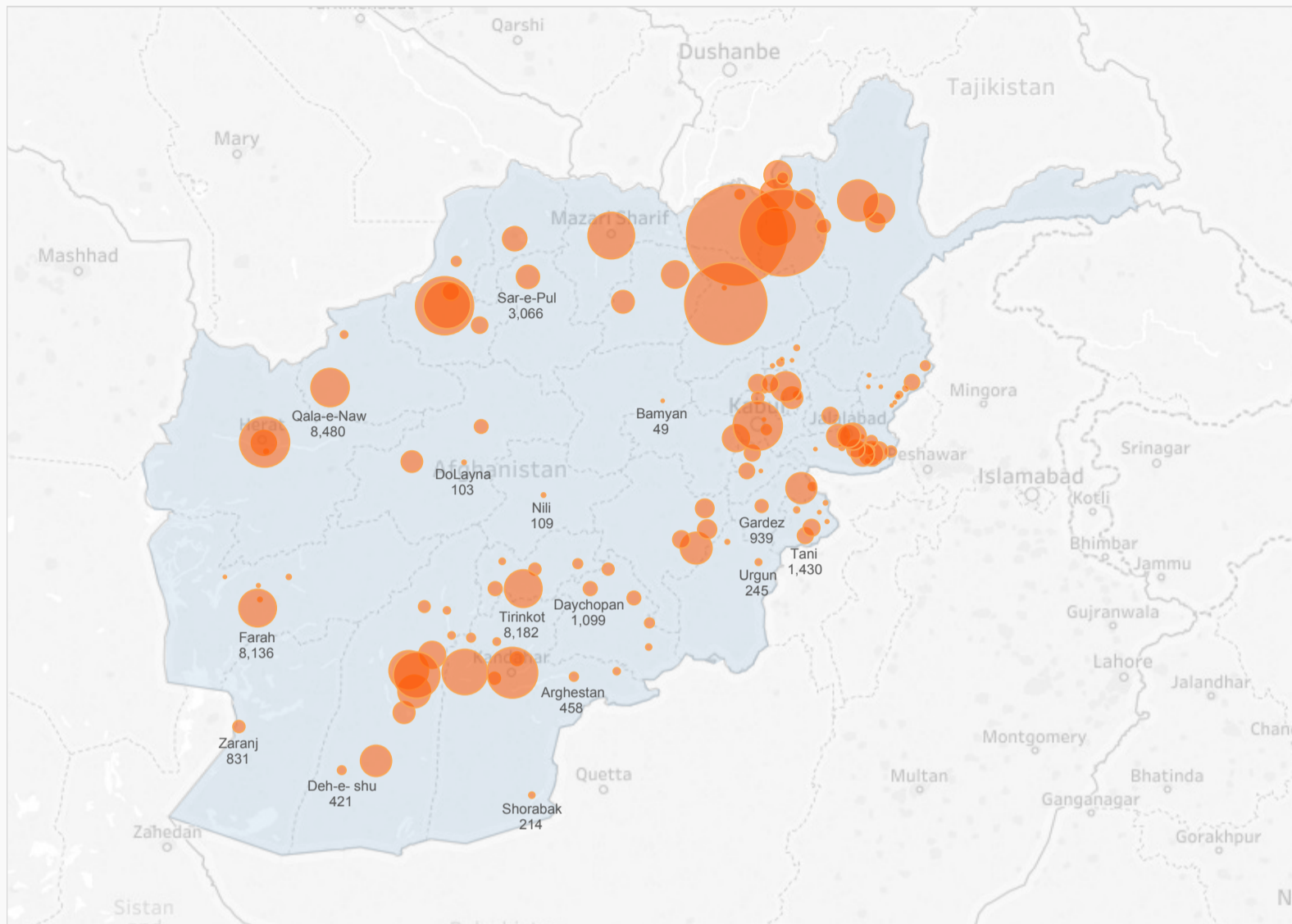
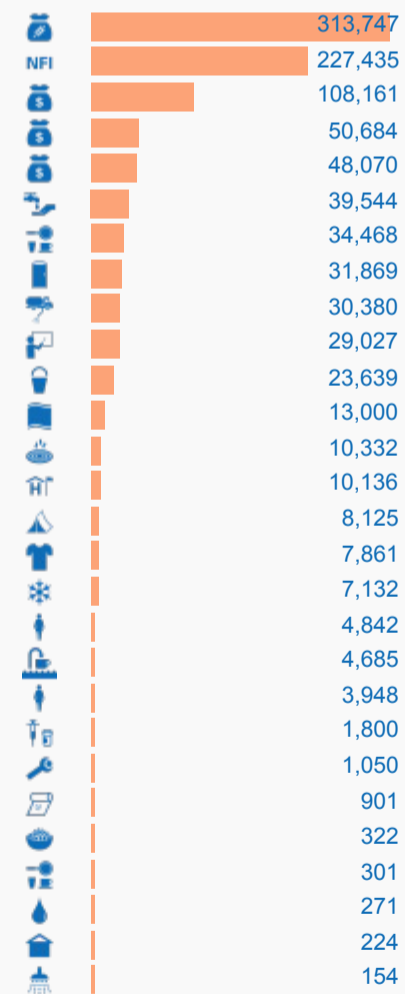
Beneficiaries by cluster

Click on an icon below to filter by cluster

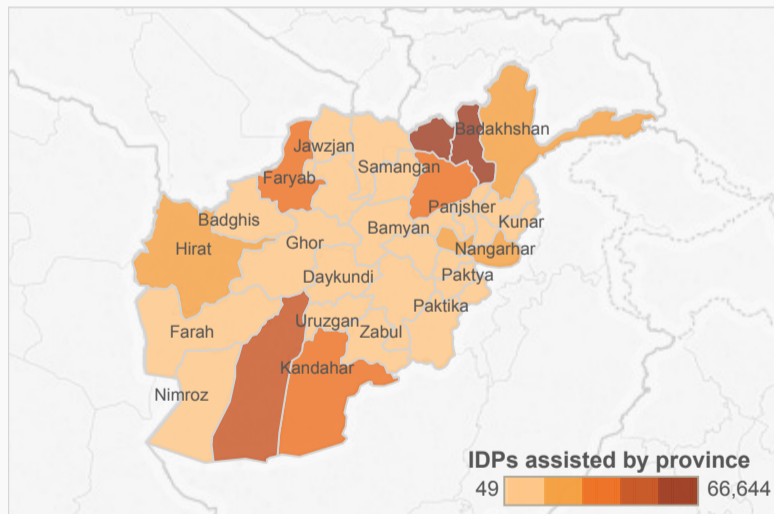


Type of assistance

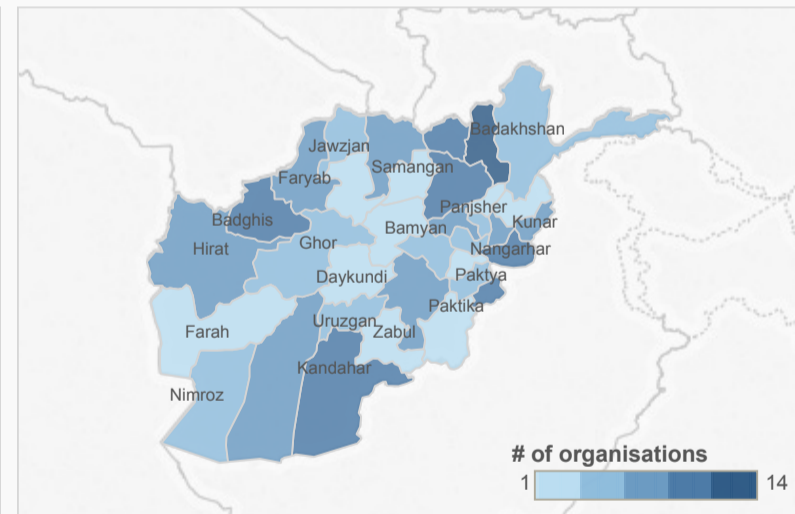
Click on an icon below to filter by type of assistance



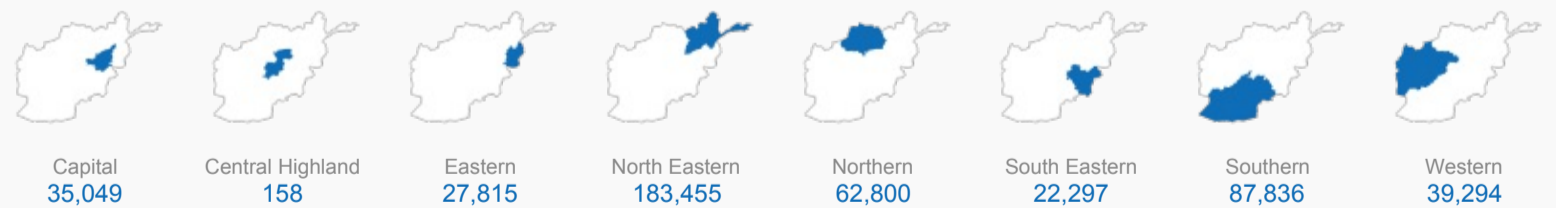
Beneficiaries assisted by province



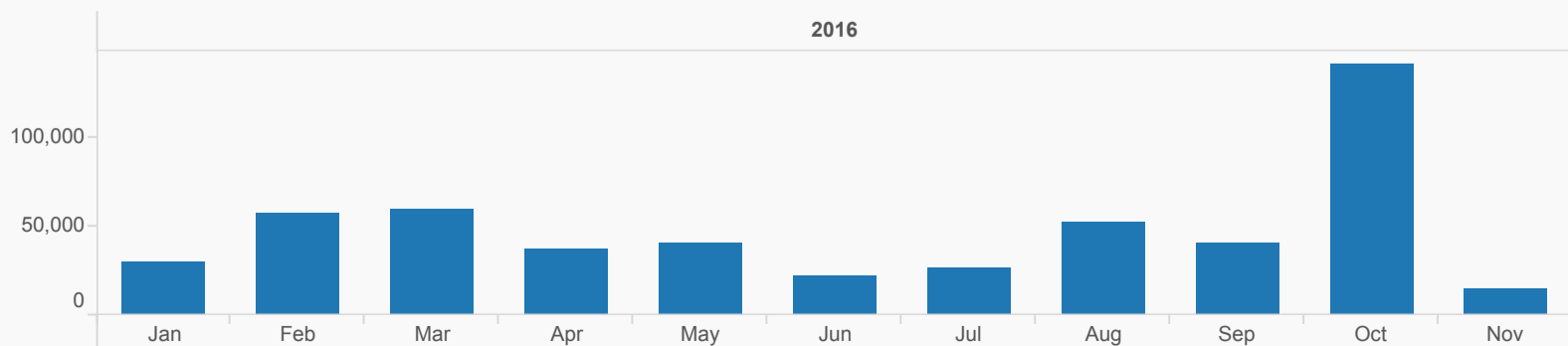
Organisations providing assistance



Regional overview (click on the maps below to filter by region)



Beneficiaries assisted by month



Organisations providing assistance

34 organisations

ACF ACTED AKF ANDMA APA ARAA CARE CONCERN CRDSA DAAAR DAIL DORR DORRD DRC HAS HN-TPO HRDA IRC NRC OHD OTHER PIN PU-AMI SCI SFL SI SOLIDARITES ...

Notes: Assistance provided to internally displaced persons from 1 January 2016 to 10 November 2016 compiled by OCHA sub offices based on reports from partners. Response is ongoing in the field and these numbers are expected to change as new information becomes available. Beneficiary figures shown on the map includes assistance to those displaced prior to the specified period. Datasets used to create this dashboard can be downloaded from the Humanitarian Data Exchange (HDX) website: <http://goo.gl/KBcgzO>

Feedback: <mailto:ocha-afg@un.org> **Website:** <http://afg.humanitarianresponse.info>