



UNHCR

Mid-Year Trends 2013





A displaced woman prepares food in a makeshift kitchen on the grounds of the Roman Catholic Church in Bossangoa, Central African Republic.

I Global Trends

Since the start of 2012, millions of people have become refugees or internally displaced persons (IDPs),¹ and already the first half of 2013 has been one of the worst periods for forced displacement in decades. By the middle of the year, the size of UNHCR's population of concern reached an all-time high. With figures continuing to rise during the second half of the year, notably in the Syrian Arab Republic, refugee and IDP year-end numbers are likewise expected to be at record highs.

THIS REPORT, the first of its kind, provides an overview of figures for UNHCR's total population of concern as of June 2013. It analyses changes in the global number of refugees, with particular focus on new refugee outflows during the first half of 2013, while also examining some of the important trends impacting on this figure.

For the most part, the figures in this document have been reported by UNHCR country offices through a newly introduced Mid-Year Statistical Report, drawn either from their own data or those of the government. The statistics contained in this report should be considered provisional, and may be subject to change. Unless otherwise specified, nothing in this report refers to events occurring after 30 June 2013. Statistical information at mid-2013 is available for more than 180 countries or territories.

GLOBAL TRENDS

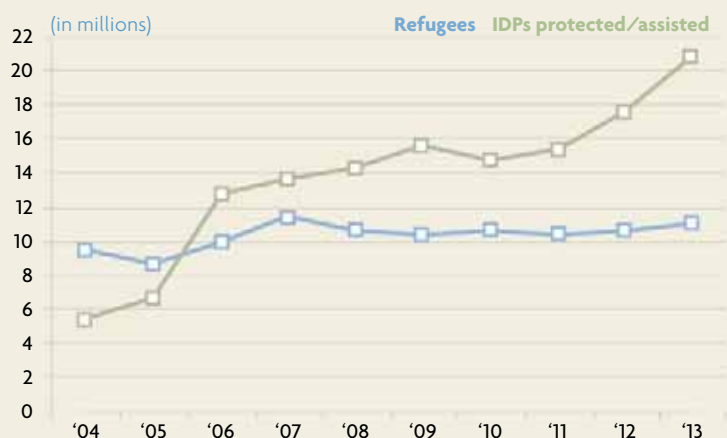
THE FIRST HALF OF 2013 WAS marked by a continuation of multiple refugee crises, reaching levels un-

seen in the previous decade. According to UNHCR estimates, the total number of persons seeking protection within or outside the borders of their countries during the first half of 2013 exceeded the 5.9 million mark.

Conflicts such as those in the Syrian Arab Republic, Central African Republic, Democratic Republic of

the Congo, and Mali forced more than 1.5 million individuals to seek refuge, predominantly in neighbouring countries. In addition, at least 456,000 persons submitted individual asylum applications during the period under review.² Where UNHCR worked with IDP populations, offices reported close to four million³ newly

Fig. 1 Refugees and IDPs protected/assisted by UNHCR | 2004 - 2013*



* 2004-2012 (end-year); 2013 (mid-year).

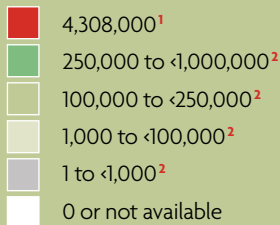
¹ See 2012 Statistical Yearbook: <http://www.unhcr.org/52a7213b9.html>

² This figure excludes asylum applications lodged in South Africa due to unavailability of data.

³ This figure is limited to countries where UNHCR is engaged with internally displaced persons, and does not constitute the global number of newly displaced IDPs. For global IDP statistics, see the website of the Internal Displacement Monitoring Centre: www.internal-displacement.org.

Syrians of concern to UNHCR | mid-2013

Total estimated at 6.2 million at mid-2013



¹ IDPs and returned refugees.
² Refugees, asylum-seekers and others of concern to UNHCR.
³ Serbia (and Kosovo: S/RES/1244 (1999))



displaced people due to persecution, conflict, generalized violence or human rights violations during the first half of 2013. More than half of this number were found in the Syrian Arab Republic alone.

By mid-2013, the total population of concern to UNHCR stood at 38.7 million. This was the highest level on record and almost three million more than just six months earlier. With no end in sight to the crisis in the Syrian Arab Republic at the time of drafting this report, the

total population of concern to UNHCR is expected to surpass the 40 million mark by year-end.

The figure of 38.7 million persons of concern to UNHCR at mid-2013 is comprised of the following populations: 11.1 million refugees, 987,500 asylum-seekers, 189,300 refugees who repatriated during the first half of 2013, 20.8 million IDPs protected/assisted by UNHCR, 688,200 IDPs who returned to their place of origin during the first half of

2013, 3.5 million stateless persons, and 1.4 million others of concern.

Thus, the combination of refugees and IDPs constituted some 83 per cent of the total population of concern recorded at mid-2013. Colombia (4.7 million), the Syrian Arab Republic (4.6 million), the Democratic Republic of the Congo (3.3 million), Pakistan (2.6 million), Sudan (2.1 million), and Afghanistan (1.5 million) hosted the overwhelming majority of persons under UNHCR's mandate or care.

II Refugees

THE GLOBAL NUMBER OF REFUGEES under UNHCR's mandate was estimated at 11.1 million at mid-year, 600,000 higher than six months earlier. Such an increase follows five years of relative stability, during which time this number ranged between 10.4 and 10.5 million. The mass outflow of more than 1.5 million persons during the first half of the year was partly offset by a revision of refugee estimates in the Syrian Arab Republic and Germany, as well as the return of almost 190,000 refugees to their countries of origin.

Between January and June 2013, the Government of the Syrian Arab Re-

public revised the estimated number of Iraqi refugees in that country from 471,000 down to 146,000. It is believed that a significant number of Iraqis had left the Syrian Arab Republic due to the escalation of violence and deteriorating security situation. UNHCR continued to provide assistance to 42,400 registered Iraqi refugees in the Syrian Arab Republic.

In Germany, refugee figures were reduced from 589,700 at the beginning of 2013 to 168,500 by mid-year, due to an alignment of the definitions used to count refugees. As a result, only those with a particular protection status⁴ are

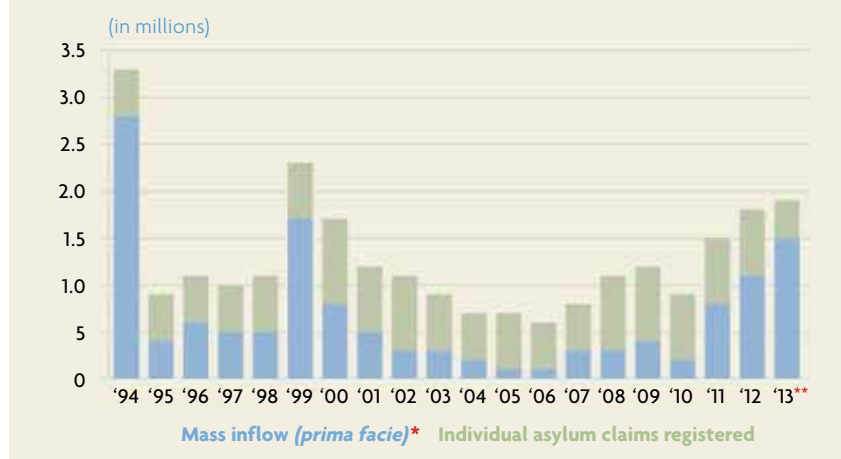
now included in the statistics reported by UNHCR. Persons potentially of concern to UNHCR but who cannot be identified as such based on the nature of their recorded status are no longer taken into account for statistical purposes. This figure is consistent with the one used by the Government of Germany when responding to parliament regarding queries over the number of refugees and persons benefiting from protection status in Germany.

NEW ARRIVALS⁵

The first half of 2013 saw a collective mass outflow of more than 1.5 million refugees. These new refugees joined the close to two million individuals who became refugees during 2011-12. Annual records show that the first half of 2013 saw the largest number of new arrivals since 1999, a year in which 1.7 million persons were displaced across international borders.

Indeed, in light of ongoing crises, 2013 may see the highest number of refugee outflows for any year since the Rwandan crisis in 1994, when 2.8 million people became refugees worldwide. Since that time, an estimated 26 million

Fig. 2 Mass refugee arrivals and individual asylum claims registered | 1994 - 2013



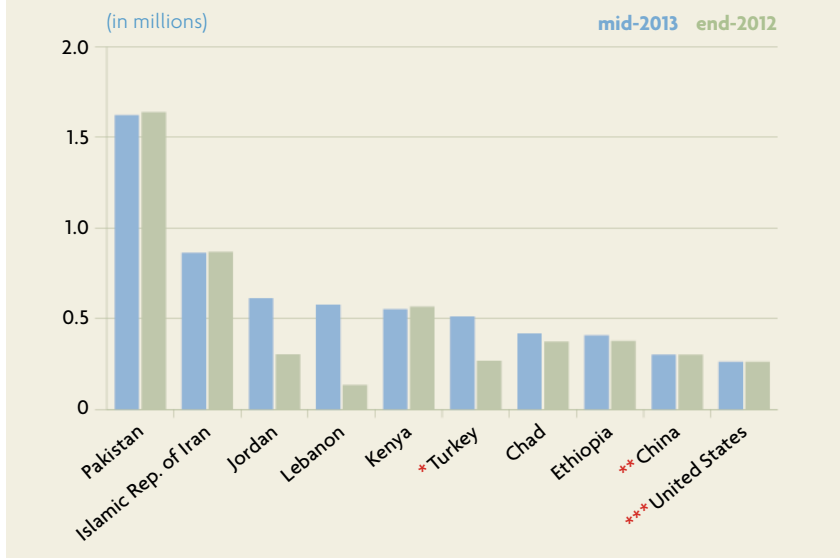
* Figures since 2006 only include Iraqis in Jordan and the Syrian Arab Republic who were newly registered by UNHCR. The total number of Iraqi refugees who arrived since 2006 is unknown.

** First-half 2013.

⁴ Refers to residence permits based on the constitutional right to asylum, Convention refugee status, subsidiary protection according to EU provisions, national complementary protection status, as well as derived status for relatives of refugees.

⁵ This section focuses only on refugees who have been recognized either on a group or *prima facie* basis. Asylum applications lodged on an individual basis are discussed on page 11.

Fig. 3 Major refugee-hosting countries | mid-2013



* Syrian refugee figure is a Government estimate.
 ** The 300,000 Vietnamese refugees are well integrated and in practice receive protection from the Government of China.
 *** UNHCR estimate.

COUNTRIES OF ASYLUM

Pakistan and the Islamic Republic of Iran remained the top two refugee-hosting countries by mid-2013, with 1.6 million and 862,800 refugees, respectively, almost all of them from Afghanistan. Jordan and Lebanon moved up to the third and fourth positions, respectively, as refugee-hosting countries. Since the beginning of the year, Jordan's refugee population doubled to 613,100 while that of Lebanon tripled to 577,200.

Further down the list, Kenya hosted the fifth-largest refugee population, at 550,500, a minor drop from the start of the year (566,500). In contrast, the refugee estimate in Turkey doubled to 512,000 within the same six months, with Turkey becoming sixth largest refugee-hosting country in the world.

In addition, the influx of more than 36,000 refugees from Sudan and 5,100 from the Central African Republic, respectively, into Chad made the latter the seventh most important refugee-hosting country, with a total of 418,500 refugees. Ethiopia's refugee population was at its highest level since the end of 1992 (432,000), the result of a

individuals have been displaced across international borders as part of a mass exodus or have applied for asylum on an individual basis.

During the first half of 2013, the Syrian Arab Republic was the main source country of new outflows, with an estimated 1.3 million persons seeking refuge in the surrounding countries. Lebanon (444,500), Jordan (393,500), and Turkey (294,300) registered the largest numbers of new Syrian arrivals during this period, though significant numbers of Syrian refugees also arrived in Iraq (96,900) and Egypt (72,200). For the first half of 2013, Syrians accounted for 8 out of every 10 new refugees.

In addition, close to 65,000 Sudanese escaped violence and cross-border conflict during the first half of 2013, mainly to Chad (36,100), South Sudan (21,600), and the Central African Republic (3,400). The Central African Republic was also the source of 55,000 new refugees fleeing outbreaks of violence, notably to the Democratic Republic of the Congo (40,800), the Republic of Congo (5,100), and Chad (5,100).

The massive displacement of hundreds of thousands of Malians, which started in early 2012, continued during the first part of the year, albeit on a lower

scale. Some 37,700 people fled the country, notably to Mauritania (26,000) or Burkina Faso (11,000).

Amidst hopes for improved security conditions on the horizon, the number of Somalis seeking international protection was relatively low compared to previous years. During the first half of 2013, this

total numbered 26,600, with most arriving in either Ethiopia (16,700) or Kenya (1,300). An additional 6,700 Somalis took the perilous journey to Yemen across the Red Sea or the Gulf of Aden.

Finally, as a result of renewed fighting in the east of the Democratic Republic of the Congo, some 40,000 Congolese left that country. For the most part, they arrived in Burundi, Rwanda, and Uganda, where they either were granted prima facie refugee status or requested the opportunity to lodge an individual asylum claim.

During the first half of 2013, the Syrian Arab Republic was the main source country of new outflows, with an estimated 1.3 million persons seeking refuge in the surrounding countries.

continuous influx from Somalia (16,700 arrivals) and Eritrea (6,200 arrivals). Ethiopia hosted 407,600 refugees by mid-year.

In China, meanwhile, reported numbers of refugees have remained largely unchanged since the early 1980s, and by mid-2013 those figures constituted the ninth largest refugee population (301,000). The United States of America was in 10th position with 262,000 refugees, according to UNHCR estimates.⁶

Together, these top 10 hosting countries accounted for 55 per cent of all refugees in the world, with most of them being developing countries.

⁶ In the absence of official refugee statistics, UNHCR is required to estimate refugee populations in 25 industrialized countries, including the United States of America.

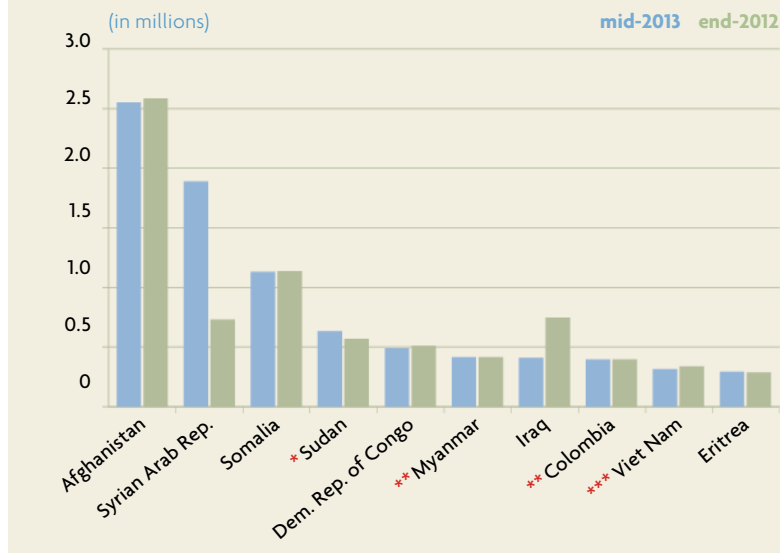
Fig. 4 Major source countries of refugees | mid-2013

COUNTRIES OF ORIGIN

At mid-2013, Afghanistan, the Syrian Arab Republic, Somalia, Sudan, and the Democratic Republic of the Congo were the top five source countries of refugees. Together, they accounted for more than half (60%) of all refugees under UNHCR's responsibility worldwide. For the most part, the top 10 refugee countries of origin remained identical to the end of 2012. However, conflict in some countries and deterioration of security conditions in others caused a partial shift in the rankings.

Afghanistan remained the leading country of origin of refugees, with more than 2.5 million, most of them in Pakistan (1.6 million) and the Islamic Republic of Iran (819,000). But the Syrian Arab Republic moved up from fourth to become the second most important source country worldwide. An estimated 1.9 million Syrians were refugees at mid-2013, compared to 729,000 six months earlier. Most of them were residing in Lebanon (571,000), Jordan (552,000), Turkey (490,000, a government estimate), and Iraq (152,400). At the current pace of the conflict and outflow, the Syrian Arab Republic may well replace Afghanistan as the top refugee-producing country during the course of 2014. If so, it would constitute the first such change since 1981.

Somalis were the third largest refugee group under UNHCR's responsibility, with more than 1.1 million people in mid-2013, a figure virtually unchanged since the end of 2012. The number of



* May include citizens of South Sudan (in absence of separate statistics for both countries).
 ** Includes people in a refugee-like situation.
 *** The 300,000 Vietnamese refugees are well integrated and in practice receive protection from the Government of China.

Sudanese refugees swelled to 632,000, some 63,000 more than at the end of the previous year. Chad and South Sudan received the largest number of new arrivals from Sudan.

Despite the fact that some 40,000 people originating from the Democratic Republic of the Congo were forced to seek refuge in neighbouring countries, the overall number of Congolese refugees dropped from 509,000 at the start of the year to 490,000 six months later. The main reason for this change was the return of more than 41,000 Congolese refugees from the Republic of Congo during the reporting period. In addition, verification of registration records in

Uganda and other countries in the region led to a reduction in the size of Congolese refugee estimates, and more than 1,600 persons departed on resettlement.⁷

Other main source countries of refugees at mid-2013 included Myanmar, Iraq, and Colombia. While the numbers of refugees from Myanmar (415,400)⁸ and Colombia (394,000)⁹ remained largely unchanged during the period under review, the estimated number of Iraqi refugees dropped from 746,000 to 409,000. This reduction is mainly the result of a revision in the government estimate of Iraqi refugees in the Syrian Arab Republic, based on the assumption that many people had returned to Iraq or moved elsewhere.

⁷ An initiative adopted at the end of 2012 foresees the resettlement of 50,000 refugees from the Democratic Republic of the Congo currently in the region.

⁸ Includes 200,000 individuals in a refugee-like situation in Bangladesh.

⁹ Includes 282,300 individuals in refugee-like situations in Ecuador, the Bolivarian Republic of Venezuela, and Panama.

III Voluntary Repatriation

OVER 189,300 REFUGEES RETURNED to their countries of origin during the first half of 2013, some 84,700 of them with UNHCR's assistance. Countries recording the highest number of refugee returns included the Syrian Arab Republic (52,800), the Democratic Re-

public of the Congo (41,600), Iraq (35,200), Afghanistan (27,200), Sudan (15,900), and Côte d'Ivoire (9,700).

The highest number of voluntary departures of refugees was registered in Turkey (52,700), followed by the Republic of Congo (41,300), Pakistan (22,100),

Liberia (9,500), and the Islamic Republic of Iran (5,300). With the exception of Turkey, from where Syrian refugees returned to their country spontaneously, UNHCR provided assistance to the majority of these returnee departures.



A young Afghan returnee attends school in Kabul Province. Her school, which is in a high return area, is funded by UNHCR Special Envoy Angelina Jolie.

Resettlement

SOME 33,700 REFUGEES WERE RESETTLED during the first half of 2013, almost all of them (33,500) with UNHCR's assistance. Close to 70 UNHCR offices were involved in the processing of resettled individuals, with nationals from Myanmar (9,200), Iraq (7,000), Bhutan (5,400),

and Somalia (3,900) being the largest groups benefiting from such activities. The main resettlement departure countries included Nepal (5,400), Malaysia (5,200), Thailand (4,300), Turkey (3,100), the Syrian Arab Republic (2,300), and Jordan (1,700).

Asylum-Seekers

PROVISIONAL FIGURES INDICATE that States and UNHCR registered at least 456,000 individual applications for asylum or refugee status in 170 countries or territories during the first half of 2013. An estimated 15 per cent of these claims were submitted at second instance, including with courts and other appellate bodies. UNHCR offices registered more than 80,000 individual asylum applications, out of the provisional total of 456,000.

These figures exclude asylum applications lodged in South Africa, however, in the absence of such data provided by the Government. As South Africa has reported the highest number of new asylum claims globally for the past five years, the rankings and global totals in this report must be considered as indicative only.

NEW INDIVIDUAL ASYLUM APPLICATIONS REGISTERED

Germany was the largest single recipient of new asylum claims during the first half of 2013, with 43,000 asylum applications registered. Individuals originating from the Russian Federation lodged one quarter of all claims. Syrians constituted the second largest group, with more than 4,500 new asylum claims.

The United States of America was the second most important destination for asylum-seekers, with an estimated 37,700 asylum applications during the first half of 2013,¹⁰ most of them from China (6,500), Mexico (5,700), El Salvador (2,700), and Guatemala (2,500). The United States of America was followed by France, with 29,700 new

asylum claims, notably from Serbia (and Kosovo: S/RES/SC 1244 [1999]) (21,000), the Democratic Republic of the Congo (2,500), and the Russian Federation (2,300).

Other important destination countries for asylum-seekers were Uganda (24,100 claims), Sweden (19,500), and Australia (18,300).¹¹ The top five receiving countries together accounted for an average of 4 out of every 10 new asylum claims registered during the period under consideration.

During the first half of 2013, UNHCR's offices registered 75,500 new individual applications for refugee status and another 4,800 on appeal or for review. The office in Malaysia received the largest number of new requests (14,200), followed by Kenya (11,100), Libya (9,500), Turkey (8,600), and Egypt (3,900). The top five UNHCR offices receiving asylum applications during the period under review registered 63 per cent of all new claims for the agency. In terms of new applications registered, four-fifths of UNHCR's refugee status determination work was concentrated in nine countries.

BY NATIONALITY

In a reflection of the ongoing crisis, Syrians were the largest group of asylum-seekers worldwide in the first half of

2013, lodging 31,600 asylum claims with either UNHCR or States in 92 countries or territories. Roughly 10 per cent of these were lodged on appeal or with other appellate/review bodies. The highest number of new asylum applications was registered in Libya (7,100), Sweden (4,800), Germany (4,500), and the United Kingdom (870). Total recognition rates for Syrian asylum-seekers at the first instance were high, often exceeding 90 per cent.

The Russian Federation was the second most important country of origin for asylum-seekers, with a reported figure of 28,000 claims lodged during the first half of 2013. Similar to the Syrian Arab Republic, roughly 10 per cent of these claims were lodged on appeal or with other appellate/review bodies. Germany was the largest recipient of asylum-seekers from the Russian Federation with 10,000 asylum claims registered during the first half of 2013, followed by Poland with 8,500 applications. In general, the total recognition rate for Russian asylum applications remained below the 30 per cent mark.

Other important source countries of asylum-seekers were Afghanistan (26,900 claims), the Democratic Republic of the Congo (25,000), Serbia (and Kosovo: S/RES/SC 1244 [1999]) (21,000), and Somalia (20,800).

¹⁰ Estimated number of individuals based on the number of new cases (22,280) and multiplied by 1.1 to reflect the average number of individuals per case (Source: US Department of Homeland Security); and number of new 'defensive' asylum requests lodged with the Executive Office of Immigration Review (13,140, reported by individuals).

¹¹ Figures are based on the number of applications lodged for protection visas. They do not include asylum-seekers who either arrived in Australia by boat in 2012 or 2013 and have not been able to lodge protection visa applications or have been transferred to third countries for refugee status determination.

Internally Displaced Persons (IDPs)¹²

THE NUMBER OF IDPS WHO BENEFITED from UNHCR's protection and assistance activities, including 404,000 people in IDP-like situations,¹³ surpassed the 20 million mark for the first time in UNHCR's history. It stood at 20.8 million by the middle of 2013, more than three million more than at the end of 2012 (17.7 million).

Where UNHCR was engaged with IDP populations, offices reported some four million newly displaced people during the first half of 2013, more than half of them in the Syrian Arab Republic (2.2 million). Renewed fighting in the Democratic Republic of the Congo caused the displacement of an estimated 360,000 citizens, while in Pakistan 264,000 persons were reportedly displaced during the reporting period. Other countries witnessing significant new internal displacement caused by conflict or violence included Sudan (390,000),¹⁴ Myanmar (201,000), the Central African Republic (154,000), and Mali (125,000).

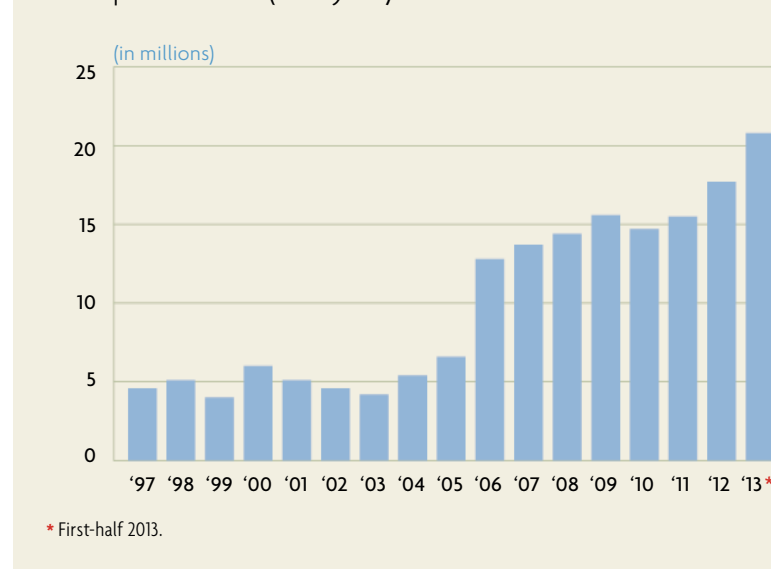
On a more positive note, among those countries where UNHCR was operational, some 688,000 IDPs returned home during the reporting period, many with UNHCR's assistance. The

highest numbers of IDP returns were reported in the Democratic Republic of the Congo (421,000) and Yemen (97,000).

With some 4.7 million IDPs registered by the Government of Colombia since 1997, the country continued to face a large displacement situation. The IDP figure in the Syrian Arab Republic was

estimated at more than 4.2 million by mid-2013, while the corresponding value in the Democratic Republic of the Congo was 2.6 million. Meanwhile, Sudan reported some 1.9 million IDPs protected/assisted by UNHCR,¹⁵ and Somalia reported 1.1 million. UNHCR figures at mid-2013 included IDP populations in a total of 25 countries.

Fig. 5 IDPs protected/assisted by UNHCR | 1997 - 2013 (end-year)



¹² The IDP populations reported in UNHCR statistics are limited to conflict-generated IDPs or persons in an IDP-like situation, to whom the agency extends protection or assistance. Therefore, UNHCR's IDP statistics do not necessarily reflect the entire IDP population in a given country, but rather only those who are protected and/or assisted by the agency. Moreover, under the cluster approach, UNHCR provides support to both IDPs and other affected persons, though the latter are not included in the statistics. Hence, UNHCR's statistics provide a comprehensive picture neither of global internal displacement nor of total numbers assisted by the agency in such situations.

¹³ As in Kyrgyzstan (172,000), South Sudan (155,200), and Sudan (77,300).

¹⁴ See http://reliefweb.int/sites/reliefweb.int/files/resources/MYR_2013_Sudan_Workplan.pdf

¹⁵ Includes 77,300 individuals in an IDP-like situation.

Stateless Persons

UNHCR ESTIMATES THAT AT LEAST 10 million persons were stateless globally. However, this report only includes data on countries for which reliable official statistics or estimates of stateless populations were available at mid-2013. Such data were available for 73 countries, one more than at the end of 2012.

This increase was due to the clarification of the status of an estimated 210,000 persons in the Dominican Re-

public, where a Constitutional Court judgment applied new nationality criteria retroactively. In doing so, the court confirmed that many individuals of Haitian descent born in the country since 1929 are not Dominican nationals. As a result, for mid-2013, UNHCR's offices reported a figure of 3.5 million stateless persons, slightly higher than the number reported six months earlier (3.3 million). ■

WHO ARE INCLUDED

Refugees include individuals recognized under the 1951 Convention relating to the Status of Refugees and its 1967 Protocol, individuals recognized under the 1969 Organization of African Unity (OAU) Convention Governing the Specific Aspects of Refugee Problems in Africa, those recognized in accordance with the UNHCR Statute, individuals granted complementary forms of protection,¹⁶ and those enjoying ‘temporary protection’.¹⁷ The refugee category also includes individuals in refugee-like situations.¹⁸

Asylum-seekers (with ‘pending cases’) are individuals who have sought international protection and whose claims for refugee status have not yet been determined. Those covered in this report refer to claimants whose individual applications were pending as of 30 June 2013, irrespective of when they may have been lodged.

Internally displaced persons are individuals or groups of individuals who have been forced to leave their homes or places of habitual residence – in particular as a result of or in order to avoid the effects of armed conflict, situations of generalized violence, violations of human rights, or natural or man-made disasters – but who have not crossed an international border.¹⁹ For the purposes of UNHCR’s statistics, this population only includes conflict-generated IDPs to whom the Office extends protection and/or assistance. The IDP population also includes individuals in an IDP-like situation.²⁰

Returned refugees (returnees) are former refugees who have returned to their country of origin, either spontaneously or in an organized fashion, but are yet to be fully integrated. Such returns would normally take place only under conditions of safety and dignity. For the purposes of this report, only refugees who returned between January and June 2013 are included, though in practice operations may assist returnees for longer periods.

¹⁶ ‘Complementary protection’ refers to protection provided under national, regional, or international law to persons who do not qualify for protection under refugee law instruments but are in need of international protection because they are at risk of serious harm.

¹⁷ ‘Temporary protection’ refers to arrangements developed to offer protection of a temporary nature, either until the situation in the country of origin improves and allows for a safe and dignified return or until individual refugee or complementary protection status determination can be carried out.

¹⁸ This term is descriptive in nature. It includes groups of people who are outside their country or territory of origin and who face protection risks similar to refugees but for whom refugee status has, for practical or other reasons, not been ascertained.

¹⁹ See: *United Nations Commission on Human Rights, Report of the Representative of the Secretary-General, Mr. Francis M. Deng, submitted pursuant to Commission resolution 1997/39. Addendum: Guiding Principles on Internal Displacement*, 11 February 1998.

²⁰ This term is descriptive in nature. It includes groups of people who are inside their country of nationality or habitual residence and who face protection risks similar to IDPs but who, for practical or other reasons, could not be reported as such.



IN THE STATISTICS?

Returned IDPs refer to those IDPs who were beneficiaries of UNHCR's protection and assistance activities, and who returned to their areas of origin or habitual residence between January and June 2013. Again, in practice, operations may assist IDP returnees for longer periods.

Persons under UNHCR's statelessness mandate are defined under international law as those not considered as nationals by any State under the operation of its law. In other words, they do not possess the nationality of any State. UNHCR statistics refer to persons who fall under the agency's statelessness mandate because they are stateless according to this international definition, but data from some countries may also include persons with undetermined nationality.

UNHCR has been given a global mandate by the United Nations General Assembly to contribute to the prevention and reduction of statelessness and the protection of stateless persons. The agency also performs a specific function, under Article 11 of the 1961 Convention on the Reduction of Statelessness, by receiving claims from persons who may benefit from the statelessness safeguards contained in that Convention, and by assisting them and the States concerned to resolve these claims.

Other groups or persons of concern refer to individuals who do not necessarily fall directly into any of these groups but to whom UNHCR has extended its protection and/or assistance services, based on humanitarian or other special grounds.



In Burkina Faso, Malian refugees carry their belongings toward UNHCR vehicles that will transport them from Damba refugee camp at the border to a safer location further inland. The armed conflict in Mali has forced nearly half a million people to flee their homes and seek refuge either inside their country or across borders.

TABLE 1 Refugees, asylum-seekers, internally displaced persons (IDPs), returnees (refugees and IDPs), stateless persons, and others of concern to UNHCR by country/territory of asylum | mid-2013 (or latest available estimates)

All data are provisional and subject to change.

Country/ territory of asylum ¹	REFUGEES					Returned refugees ⁵	IDPs protected/ assisted by UNHCR, incl. people in IDP- like situations ⁶	Returned IDPs ⁷	Persons under UNHCR's statelessness mandate ⁸	Various ⁹	Total population of concern
	Refugees ²	People in refugee- like situations ³	Total refugees and people in refugee-like situations	Of whom assisted by UNHCR	Asylum- seekers (pending cases) ⁴						
Afghanistan	75	16,791	16,866	16,866	71	27,153	574,327	5,367	-	879,377	1,503,161
Albania	86	-	86	86	102	-	-	-	7,443	-	7,631
Algeria ¹⁰	94,140	-	94,140	90,135	1,903	-	-	-	-	-	96,043
Angola	23,718	-	23,718	5,072	20,242	-	-	-	-	-	43,960
Argentina	3,604	-	3,604	75	1,144	-	-	-	-	-	4,748
Armenia	3,135	-	3,135	2,451	137	-	-	-	35	6,500	9,807
Aruba	-	-	-	-	6	-	-	-	-	-	6
Antigua and Barbuda	-	-	-	-	-	-	-	-	-	-	-
Australia ¹¹	30,083	-	30,083	-	25,218	-	-	-	-	-	55,301
Austria ¹²	51,730	-	51,730	-	21,639	-	-	-	588	-	73,957
Azerbaijan	1,495	-	1,495	1,495	132	-	600,336	-	3,585	-	605,548
Bahamas	36	-	36	14	53	-	-	-	-	-	89
Bahrain	296	-	296	296	45	-	-	-	-	-	341
Bangladesh	31,138	200,000	231,138	35,638	8	-	-	-	-	-	231,146
Barbados	-	-	-	-	2	-	-	-	-	-	2
Belarus	572	-	572	249	85	-	-	-	6,345	-	7,002
Belgium ¹²	22,024	-	22,024	-	1,639	-	-	-	3,936	-	27,599
Belize	25	-	25	-	67	-	-	-	-	-	92
Benin	5,138	-	5,138	5,138	95	-	-	-	-	-	5,233
Bolivia (Plurinational State of)	739	-	739	91	5	-	-	-	-	-	744
Bonaire	-	-	-	-	-	-	-	-	-	-	-
Bosnia and Herzegovina	6,927	-	6,927	255	50	71	103,368	81	4,500	52,717	167,714
Botswana	2,799	-	2,799	2,799	248	-	-	-	-	449	3,496
Brazil	4,296	-	4,296	518	3,075	-	-	-	1	6,057	13,429
British Virgin Islands	1	-	1	1	-	-	-	-	-	-	1
Brunei Darussalam	-	-	-	-	-	-	-	-	20,524	-	20,524
Bulgaria ¹²	2,288	-	2,288	-	2,200	-	-	-	510	-	4,998
Burkina Faso	50,518	-	50,518	50,239	673	-	-	-	-	-	51,191
Burundi	44,034	-	44,034	44,034	6,607	369	78,948	-	1,302	396	131,656
Cambodia	69	-	69	69	18	-	-	-	-	-	87
Cameroon	100,998	4,464	105,462	105,462	4,603	-	-	-	-	-	110,065
Canada ¹²	163,756	-	163,756	-	26,917	-	-	-	-	-	190,673
Cayman Islands	3	-	3	-	-	-	-	-	-	-	3
Central African Rep.	17,732	-	17,732	17,732	2,604	-	206,000	-	-	-	226,336
Chad	418,451	-	418,451	386,473	195	363	90,000	-	-	-	509,009
Chile	1,719	-	1,719	192	359	-	-	-	-	-	2,078
China ¹³	301,068	-	301,068	158	289	-	-	-	-	-	301,357
- Hong Kong SAR, China	94	-	94	94	1,332	-	-	-	1	-	1,427
- Macao SAR, China	-	-	-	-	6	-	-	-	-	-	6
Colombia	223	-	223	40	67	12	4,744,096	-	12	-	4,744,410
Comoros	-	-	-	-	-	-	-	-	-	-	-
Congo	61,049	5,140	66,189	66,189	2,982	9	-	-	-	1,556	70,736
Costa Rica	12,695	8,377	21,072	16,976	528	-	-	-	-	-	21,600
Côte d'Ivoire	4,025	-	4,025	3,483	514	9,736	24,000	21,000	700,000	-	759,275
Croatia	669	34	703	703	308	404	-	-	2,886	19,758	24,059
Cuba	369	-	369	271	5	-	-	-	-	-	374
Curaçao	13	-	13	13	46	-	-	-	-	-	59
Cyprus ¹⁴	3,696	-	3,696	-	3,492	-	-	-	-	-	7,188
Czech Rep.	2,939	-	2,939	-	546	-	-	-	1,502	-	4,987
Dem. Rep. of the Congo	183,244	-	183,244	60,485	1,228	41,555	2,607,407	421,547	-	65,099	3,320,080
Denmark ¹²	11,814	-	11,814	-	1,910	-	-	-	3,700	-	17,424
Djibouti	19,888	-	19,888	19,888	3,524	-	-	-	-	-	23,412
Dominica	-	-	-	-	-	-	-	-	-	-	-
Dominican Rep. ¹⁵	714	-	714	125	767	-	-	-	210,000	-	211,481
Ecuador	55,141	68,344	123,485	55,141	12,454	1	-	-	-	-	135,940
Egypt	183,398	-	183,398	97,598	18,307	1	-	-	60	-	201,766
El Salvador	43	-	43	24	2	-	-	-	-	-	45
Equatorial Guinea	-	-	-	-	-	-	-	-	-	-	-

.../...

TABLE 1 Refugees, asylum-seekers, internally displaced persons (IDPs), returnees (refugees and IDPs), stateless persons, and others of concern to UNHCR by country/territory of asylum | mid-2013 (or latest available estimates) (ctnd)

All data are provisional and subject to change.

Country/ territory of asylum ¹	REFUGEES					Returned refugees ⁵	IDPs protected/ assisted by UNHCR, incl. people in IDP- like situations ⁶	Returned IDPs ⁷	Persons under UNHCR's statelessness mandate ⁸	Various ⁹	Total population of concern
	Refugees ²	People in refugee- like situations ³	Total refugees and people in refugee-like situations	Of whom assisted by UNHCR	Asylum- seekers (pending cases) ⁴						
Eritrea	3,457	-	3,457	3,424	6	6	-	-	-	64	3,533
Estonia	65	-	65	-	22	-	-	-	92,667	-	92,754
Ethiopia	407,646	-	407,646	407,646	1,371	8	-	-	-	1,421	410,446
Fiji	5	-	5	5	8	-	-	-	-	-	13
Finland ¹²	9,919	-	9,919	-	1,279	-	-	-	2,017	-	13,215
France	221,869	-	221,869	-	53,647	-	-	-	1,214	-	276,730
Gabon	1,610	-	1,610	1,610	2,390	-	-	-	-	-	4,000
Gambia	9,603	-	9,603	9,596	6	-	-	-	-	-	9,609
Georgia	349	332	681	681	332	1	282,130	-	859	-	284,003
Germany	168,512	-	168,512	-	99,132	-	-	-	12,234	-	279,878
Ghana	16,155	-	16,155	16,155	3,048	-	-	-	-	4	19,207
Greece ¹²	2,100	-	2,100	-	50,126	-	-	-	154	-	52,380
Grenada	-	-	-	-	-	-	-	-	-	-	-
Guatemala	161	-	161	16	25	-	-	-	-	-	186
Guinea	10,466	-	10,466	10,466	553	1	-	-	-	-	11,020
Guinea-Bissau	7,787	-	7,787	7,787	120	-	-	-	-	-	7,907
Guyana	10	-	10	-	-	-	-	-	-	-	10
Haiti	-	-	-	-	9	-	-	-	-	-	9
Honduras	16	-	16	4	48	-	-	-	1	-	65
Hungary ¹²	4,054	-	4,054	-	4,375	-	-	-	123	-	8,552
Iceland	67	-	67	-	216	-	-	-	119	-	402
India	187,024	-	187,024	20,272	3,933	-	-	-	-	-	190,957
Indonesia	2,078	-	2,078	2,078	8,262	-	-	-	-	-	10,340
Iran, Islamic Rep. of	862,790	-	862,790	862,790	17	1	-	-	-	-	862,808
Iraq	188,555	-	188,555	188,555	5,374	35,151	993,188	24,100	120,000	-	1,366,368
Ireland ¹²	6,327	-	6,327	-	3,923	-	-	-	73	-	10,323
Israel	103	48,222	48,325	4,656	7,889	-	-	-	14	321	56,549
Italy ¹²	64,779	-	64,779	-	6,015	-	-	-	470	-	71,264
Jamaica	19	-	19	19	1	-	-	-	-	-	20
Japan ¹⁶	2,615	-	2,615	693	5,910	-	-	-	775	-	9,300
Jordan ¹⁷	613,104	-	613,104	538,326	2,938	-	-	-	-	-	616,042
Kazakhstan	566	-	566	536	118	-	-	-	6,935	3,675	11,294
Kenya	550,506	-	550,506	550,506	49,642	-	-	-	20,000	-	620,148
Kuwait	534	-	534	534	1,142	-	-	-	93,000	-	94,676
Kyrgyzstan ¹⁸	490	4,504	4,994	490	296	-	172,000	-	20,479	-	197,769
Lao People's Dem. Rep.	-	-	-	-	-	-	-	-	-	-	-
Latvia	150	-	150	-	157	-	-	-	280,759	-	281,066
Lebanon	577,212	-	577,212	577,212	1,636	-	-	-	-	1,535	580,383
Lesotho	34	-	34	-	3	-	-	-	-	-	37
Liberia	58,848	4	58,852	58,852	37	40	-	-	-	1,540	60,469
Libya	7,797	-	7,797	60	15,979	-	59,425	-	-	-	83,201
Liechtenstein	105	-	105	-	43	-	-	-	5	-	153
Lithuania	896	-	896	-	37	-	-	-	4,004	-	4,937
Luxembourg ¹²	2,910	-	2,910	-	1,004	-	-	-	177	-	4,091
Madagascar	9	-	9	-	1	-	-	-	-	1	11
Malawi	6,369	-	6,369	6,369	12,063	-	-	-	-	-	18,432
Malaysia	90,688	710	91,398	91,398	14,286	-	-	-	40,001	80,000	225,685
Mali	14,425	-	14,425	14,425	237	585	353,455	-	-	-	368,702
Malta ¹²	8,248	-	8,248	-	304	-	-	-	-	-	8,552
Mauritania	76,098	26,000	102,098	76,098	975	-	-	-	-	-	103,073
Mauritius	-	-	-	-	-	-	-	-	-	-	-
Mexico	1,688	-	1,688	203	872	-	-	-	7	17	2,584
Micronesia (Federated States of)	-	-	-	-	-	-	-	-	-	-	-
Monaco ¹²	37	-	37	-	-	-	-	-	-	-	37
Mongolia	9	-	9	9	-	-	-	-	220	-	229
Montenegro	10,133	-	10,133	10,133	119	-	-	-	3,362	6,259	19,873
Montserrat	-	-	-	-	5	-	-	-	-	-	5
Morocco	874	-	874	874	3,706	-	-	-	-	-	4,580

.../...

TABLE 1 Refugees, asylum-seekers, internally displaced persons (IDPs), returnees (refugees and IDPs), stateless persons, and others of concern to UNHCR by country/territory of asylum | mid-2013 (or latest available estimates) (ctnd)

All data are provisional and subject to change.

Country/ territory of asylum ¹	REFUGEES					Returned refugees ⁵	IDPs protected/ assisted by UNHCR, incl. people in IDP- like situations ⁶	Returned IDPs ⁷	Persons under UNHCR's statelessness mandate ⁸	Various ⁹	Total population of concern
	Refugees ²	People in refugee- like situations ³	Total refugees and people in refugee-like situations	Of whom assisted by UNHCR	Asylum- seekers (pending cases) ⁴						
Mozambique	4,413	-	4,413	3,073	8,759	-	-	-	-	-	13,172
Myanmar	-	-	-	-	-	-	632,000	-	808,075	-	1,440,075
Namibia	1,711	-	1,711	1,711	1,253	25	-	-	-	-	2,989
Nauru	-	-	-	-	534	-	-	-	-	-	534
Nepal ¹⁹	51,232	-	51,232	36,232	156	-	-	-	-	482	51,870
Netherlands ²⁰	71,909	-	71,909	-	10,420	-	-	-	2,005	-	84,334
New Zealand ¹²	1,517	-	1,517	-	236	-	-	-	-	-	1,753
Nicaragua	172	-	172	54	2	1	-	-	-	-	175
Niger	50,424	-	50,424	50,424	120	-	-	-	-	4,644	55,188
Nigeria	1,849	-	1,849	1,849	1,202	-	-	-	-	-	3,051
Norway ¹²	42,822	-	42,822	-	8,080	-	-	-	2,413	-	53,315
Oman	134	-	134	134	30	-	-	-	-	-	164
Pakistan	1,621,525	-	1,621,525	1,621,525	4,636	3	975,478	46,441	-	-	2,648,083
Palau	2	-	2	2	-	-	-	-	-	-	2
Panama	2,467	15,000	17,467	17,467	712	-	-	-	2	-	18,181
Papua New Guinea	4,816	4,567	9,383	-	404	-	-	-	-	-	9,787
Paraguay	133	-	133	13	10	-	-	-	-	-	143
Peru	1,126	-	1,126	48	675	-	-	-	-	-	1,801
Philippines	142	-	142	18	54	-	16,905	34,824	6,015	-	57,940
Poland ¹²	15,911	-	15,911	-	3,537	-	-	-	10,825	-	30,273
Portugal ¹²	483	-	483	-	240	-	-	-	553	-	1,276
Qatar	113	-	113	113	34	-	-	-	1,200	-	1,347
Rep. of Korea	502	-	502	90	1,926	-	-	-	78	-	2,506
Rep. of Moldova	214	-	214	214	58	-	-	-	2,005	-	2,277
Romania ¹²	1,262	-	1,262	101	107	-	-	-	248	-	1,617
Russian Federation	3,309	-	3,309	3,309	672	-	-	-	178,000	8,612	190,593
Rwanda	72,856	-	72,856	72,856	248	4,126	-	-	-	112	77,342
Saint Kitts and Nevis	-	-	-	-	1	-	-	-	-	-	1
Saint Lucia	2	-	2	2	-	-	-	-	-	-	2
Saint Vincent and the Grenadines	-	-	-	-	-	-	-	-	-	-	-
Sao Tome and Principe	-	-	-	-	-	-	-	-	-	-	-
Saudi Arabia	565	-	565	565	98	-	-	-	70,000	-	70,663
Senegal	14,242	-	14,242	14,242	2,333	-	-	-	-	-	16,575
Serbia (and Kosovo: S/RES/1244 (1999))	57,076	-	57,076	9,056	166	22	227,585	158	8,500	475	293,982
Sierra Leone	4,154	-	4,154	310	64	-	-	-	-	-	4,218
Singapore	3	-	3	-	-	-	-	-	-	-	3
Sint Maarten (Dutch part)	3	-	3	3	1	-	-	-	-	-	4
Slovakia ¹²	662	-	662	-	201	-	-	-	1,523	121	2,507
Slovenia	187	-	187	187	50	-	-	-	4	-	241
Solomon Islands	-	-	-	-	3	-	-	-	-	-	3
Somalia	2,339	-	2,339	2,339	8,931	7	1,122,559	10,404	-	69	1,144,309
South Africa ²¹	65,233	-	65,233	-	230,442	-	-	-	-	-	295,675
South Sudan ²²	223,636	-	223,636	223,636	51	369	401,433	-	-	-	625,489
Spain ¹²	4,510	-	4,510	-	3,735	-	-	-	36	-	8,281
Sri Lanka ²³	122	-	122	122	1,030	468	80,216	13,266	-	-	95,102
State of Palestine	-	-	-	-	-	-	-	-	-	-	-
Sudan ²⁴	129,930	25,980	155,910	131,932	8,027	15,931	1,873,300	13,811	-	3,381	2,070,360
Suriname	-	-	-	-	3	-	-	-	-	-	3
Swaziland	505	-	505	-	422	-	-	-	-	-	927
Sweden ¹²	92,872	-	92,872	-	16,911	-	-	-	9,787	-	119,570
Switzerland	51,183	-	51,183	-	20,519	-	-	-	70	-	71,772
Syrian Arab Rep. ²⁵	149,709	-	149,709	45,908	2,069	52,806	4,254,500	-	160,000	4	4,619,088
Tajikistan	2,380	-	2,380	2,130	2,184	-	-	-	1,364	-	5,928
The former Yugoslav Republic of Macedonia	748	321	1,069	1,069	816	-	-	-	840	-	2,725
Thailand	82,460	-	82,460	82,460	13,943	-	-	-	506,197	-	602,600
Timor-Leste	-	-	-	-	2	-	-	-	-	-	2

.../...

TABLE 1 Refugees, asylum-seekers, internally displaced persons (IDPs), returnees (refugees and IDPs), stateless persons, and others of concern to UNHCR by country/territory of asylum | mid-2013 (or latest available estimates) (ctnd)

All data are provisional and subject to change.

Country/ territory of asylum ¹	REFUGEES					Returned refugees ⁵	IDPs protected/ assisted by UNHCR, incl. people in IDP- like situations ⁶	Returned IDPs ⁷	Persons under UNHCR's statelessness mandate ⁸	Various ⁹	Total population of concern
	Refugees ²	People in refugee- like situations ³	Total refugees and people in refugee-like situations	Of whom assisted by UNHCR	Asylum- seekers (pending cases) ⁴						
Togo	23,725	-	23,725	13,828	555	40	-	-	-	-	24,320
Tonga	3	-	3	3	-	-	-	-	-	-	3
Trinidad and Tobago	18	-	18	18	21	-	-	-	-	2	41
Tunisia	938	2	940	940	397	-	-	-	-	1	1,338
Turcs and Caicos Islands	2	-	2	-	3	-	-	-	-	-	5
Turkey ²⁶	511,936	-	511,936	511,936	14,758	-	-	-	780	306	527,780
Turkmenistan	46	-	46	46	-	-	-	-	8,265	-	8,311
Uganda	192,611	-	192,611	192,611	23,246	3	-	-	-	50,000	265,860
Ukraine	2,844	-	2,844	464	1,977	-	-	-	35,000	-	39,821
United Arab Emirates	642	-	642	642	108	-	-	-	-	-	750
United Kingdom ¹²	149,799	-	149,799	-	19,602	-	-	-	205	-	169,606
United Rep. of Tanzania	101,946	-	101,946	79,187	1,233	-	-	-	-	162,256	265,435
United States ²⁷	262,023	-	262,023	-	26,386	-	-	-	-	-	288,409
Uruguay	180	-	180	74	57	-	-	-	-	-	237
Uzbekistan	141	-	141	141	-	-	-	-	-	-	141
Vanuatu	2	-	2	2	-	-	-	-	-	-	2
Venezuela (Bolivarian Rep. of)	3,974	200,000	203,974	22,993	2,919	-	-	-	-	-	206,893
Viet Nam	-	-	-	-	-	-	-	-	11,500	-	11,500
Yemen	240,371	-	240,371	240,371	5,745	-	306,791	97,197	-	5,000	655,104
Zambia	26,928	-	26,928	22,375	1,618	-	-	-	-	23,760	52,306
Zimbabwe	4,678	-	4,678	4,678	637	2	57,926	-	-	90	63,333
Various	-	-	-	-	-	-	-	-	-	-	-
Grand Total	10,478,950	628,792	11,107,742	7,962,549	987,455	189,270	20,837,373	688,196	3,492,089	1,386,061	38,688,186
UNHCR-BUREAUX											
- Central Africa-Great Lakes	583,469	9,604	593,073	447,555	21,895	46,059	2,892,355	421,547	1,302	229,419	4,205,650
- East and Horn of Africa	1,948,464	25,980	1,974,444	1,918,455	94,993	16,687	3,487,292	24,215	20,000	54,935	5,672,566
- Southern Africa	136,397	-	136,397	46,077	275,688	27	57,926	-	-	24,300	494,338
- Western Africa	271,359	4	271,363	256,794	9,557	10,402	377,455	21,000	700,000	6,188	1,395,965
Total Africa	2,939,689	35,588	2,975,277	2,668,881	402,133	73,175	6,815,028	466,762	721,302	314,842	11,768,519
Asia and Pacific	3,273,685	226,572	3,500,257	2,773,867	84,880	27,625	2,450,926	99,898	1,430,429	963,534	8,557,549
Middle East and North Africa	2,134,583	74,224	2,208,807	1,863,017	68,375	87,958	5,613,904	121,297	444,274	6,861	8,551,476
Europe	1,615,622	687	1,616,309	542,389	354,820	498	1,213,419	239	686,061	94,748	3,966,094
Americas	515,371	291,721	807,092	114,395	77,247	14	4,744,096	-	210,023	6,076	5,844,548
Various/unknown	-	-	-	-	-	-	-	-	-	-	-
Total	10,478,950	628,792	11,107,742	7,962,549	987,455	189,270	20,837,373	688,196	3,492,089	1,386,061	38,688,186
UN MAJOR REGIONS											
Africa	3,302,934	61,590	3,364,524	2,934,586	443,400	73,176	6,874,453	466,762	721,362	314,843	12,258,520
Asia	5,529,206	270,559	5,799,765	4,887,730	104,436	115,583	8,887,871	221,195	1,879,902	977,200	17,985,952
Europe	1,095,011	355	1,095,366	25,826	335,969	497	330,953	239	680,802	87,942	2,531,768
Latin America and the Caribbean	89,592	291,721	381,313	114,395	23,944	14	4,744,096	-	210,023	6,076	5,365,466
Northern America	425,779	-	425,779	-	53,303	-	-	-	-	-	479,082
Oceania	36,428	4,567	40,995	12	26,403	-	-	-	-	-	67,398
Various	-	-	-	-	-	-	-	-	-	-	-
Total	10,478,950	628,792	11,107,742	7,962,549	987,455	189,270	20,837,373	688,196	3,492,089	1,386,061	38,688,186

See notes on page 22.

TABLE 2 Refugees, asylum-seekers, internally displaced persons (IDPs), returnees (refugees and IDPs), stateless persons, and others of concern to UNHCR by origin
| mid-2013 (or latest available estimates)

All data are provisional and subject to change.

Origin ¹	REFUGEES					Returned refugees ⁵	IDPs protected/ assisted by UNHCR, incl. people in IDP- like situations ⁶	Returned IDPs ⁷	Persons under UNHCR's statelessness mandate ⁸	Various ⁹	Total population of concern
	Refugees ²	People in refugee- like situations ³	Total refugees and people in refugee-like situations	Of whom assisted by UNHCR	Asylum- seekers (pending cases) ⁴						
Afghanistan	2,552,208	-	2,552,208	2,461,420	46,051	27,153	574,327	5,367	-	880,072	4,085,178
Albania	10,614	-	10,614	6	5,601	-	-	-	-	850	17,065
Algeria	3,752	-	3,752	76	3,231	-	-	-	-	-	6,983
Andorra	7	-	7	-	-	-	-	-	-	-	7
Angola	16,229	-	16,229	561	1,452	-	-	-	-	89,884	107,565
Antigua and Barbuda	44	-	44	-	21	-	-	-	-	-	65
Argentina	425	-	425	5	33	-	-	-	-	-	458
Armenia	12,437	-	12,437	78	4,269	-	-	-	-	-	16,706
Aruba	-	-	-	-	-	-	-	-	-	-	-
Australia	28	-	28	-	8	-	-	-	-	-	36
Austria	10	-	10	-	8	-	-	-	-	-	18
Azerbaijan	10,956	-	10,956	1,774	2,842	-	600,336	-	-	-	614,134
Bahamas	196	-	196	-	35	-	-	-	-	-	231
Bahrain	249	-	249	1	76	-	-	-	-	-	325
Bangladesh	9,543	2	9,545	47	11,859	-	-	-	-	-	21,404
Barbados	54	-	54	-	46	-	-	-	-	-	100
Belarus	4,370	-	4,370	22	751	-	-	-	-	-	5,121
Belgium	87	-	87	-	18	-	-	-	-	-	105
Belize	38	-	38	-	8	-	-	-	-	-	46
Benin	285	-	285	5	367	-	-	-	-	-	652
Bermuda	-	-	-	-	-	-	-	-	-	-	-
Bhutan	36,506	-	36,506	35,925	118	-	-	-	-	-	36,624
Bolivia (Plurinational State of)	592	-	592	14	180	-	-	-	-	-	772
Bosnia and Herzegovina	27,370	49	27,419	4,108	1,977	71	103,368	81	-	55,093	188,009
Botswana	127	-	127	-	102	-	-	-	-	-	229
Brazil	963	-	963	3	245	-	-	-	-	-	1,208
British Virgin Islands	-	-	-	-	8	-	-	-	-	-	8
Brunei Darussalam	1	-	1	-	-	-	-	-	-	-	1
Bulgaria	2,055	-	2,055	15	125	-	-	-	-	-	2,180
Burkina Faso	1,295	-	1,295	5	491	-	-	-	-	-	1,786
Burundi	73,143	-	73,143	39,313	14,793	369	78,948	-	-	162,653	329,906
Cambodia	13,777	30	13,807	138	179	-	-	-	-	-	13,986
Cameroon	12,681	-	12,681	988	3,112	-	-	-	-	-	15,793
Canada	95	-	95	-	6	-	-	-	-	-	101
Cape Verde	21	-	21	1	12	-	-	-	-	-	33
Cayman Islands	1	-	1	-	-	-	-	-	-	-	1
Central African Rep.	213,166	8,411	221,577	212,650	3,617	-	206,000	-	-	-	431,194
Chad	15,479	23,850	39,329	36,414	3,907	363	90,000	-	-	-	133,599
Chile	948	-	948	5	48	-	-	-	-	-	996
China	191,069	-	191,069	281	16,703	-	-	-	-	-	207,772
- Hong Kong SAR, China	19	-	19	-	51	-	-	-	-	-	70
- Macao SAR, China	1	-	1	-	-	-	-	-	-	-	1
Colombia	111,663	282,344	394,007	103,847	19,090	12	4,744,096	-	-	-	5,157,205
Comoros	473	-	473	1	865	-	-	-	-	-	1,338
Congo	11,733	-	11,733	1,542	3,011	9	-	-	-	-	14,753
Cook Islands	1	-	1	-	-	-	-	-	-	-	1
Costa Rica	316	-	316	1	34	-	-	-	-	-	350
Côte d'Ivoire	93,735	3	93,738	82,810	11,185	9,736	24,000	21,000	-	1	159,660
Croatia	49,987	-	49,987	7,479	1,116	404	-	-	-	20,477	71,984
Cuba	6,525	1,000	7,525	2,222	858	-	-	-	-	-	8,383
Cyprus ¹⁰	10	-	10	4	3	-	-	-	-	-	13
Czech Rep.	945	-	945	-	140	-	-	-	-	-	1,085
Dem. People's Rep. of Korea	1,121	-	1,121	68	200	-	-	-	-	-	1,321
Dem. Rep. of the Congo	489,887	208	490,095	429,351	62,362	41,555	2,607,407	421,547	-	82	3,623,048
Denmark	9	-	9	-	3	-	-	-	-	-	12
Djibouti	641	-	641	84	248	-	-	-	-	-	889
Dominica	54	-	54	-	11	-	-	-	-	-	65
Dominican Rep.	265	-	265	15	455	-	-	-	-	1	721
Ecuador	736	-	736	13	644	1	-	-	-	-	1,381

TABLE 2 Refugees, asylum-seekers, internally displaced persons (IDPs), returnees (refugees and IDPs), stateless persons, and others of concern to UNHCR by origin
| mid-2013 (or latest available estimates) (ctnd)

All data are provisional and subject to change.

Origin ¹	REFUGEES					Returned refugees ⁵	IDPs protected/assisted by UNHCR, incl. people in IDP-like situations ⁶	Returned IDPs ⁷	Persons under UNHCR's statelessness mandate ⁸	Various ⁹	Total population of concern
	Refugees ²	People in refugee-like situations ³	Total refugees and people in refugee-like situations	Of whom assisted by UNHCR	Asylum-seekers (pending cases) ⁴						
Egypt	9,456	-	9,456	142	4,930	1	-	-	-	-	14,387
El Salvador	8,235	-	8,235	493	1,749	-	-	-	-	-	9,984
Equatorial Guinea	214	-	214	24	60	-	-	-	-	-	274
Eritrea	257,981	34,988	292,969	177,153	20,336	6	-	-	-	64	313,375
Estonia	379	-	379	2	23	-	-	-	-	-	402
Ethiopia	73,926	-	73,926	42,543	41,934	8	-	-	-	3,758	119,626
Fiji	1,317	-	1,317	2	266	-	-	-	-	-	1,583
Finland	7	-	7	-	7	-	-	-	-	-	14
France	107	-	107	-	43	-	-	-	-	-	150
French Guiana	-	-	-	-	-	-	-	-	-	-	-
French Polynesia	-	-	-	-	-	-	-	-	-	-	-
Gabon	178	-	178	3	73	-	-	-	-	-	251
Gambia	2,700	-	2,700	22	1,810	-	-	-	-	-	4,510
Georgia	7,200	-	7,200	1,319	5,427	1	282,130	-	-	-	294,758
Germany	180	-	180	2	23	-	-	-	-	-	203
Ghana	20,226	1	20,227	7,596	3,730	-	-	-	-	-	23,957
Gibraltar	2	-	2	-	-	-	-	-	-	-	2
Greece	96	-	96	-	130	-	-	-	-	-	226
Grenada	316	-	316	-	42	-	-	-	-	-	358
Guatemala	6,395	-	6,395	97	1,665	-	-	-	-	2	8,062
Guinea	13,955	1	13,956	165	9,280	1	-	-	-	-	23,237
Guinea-Bissau	1,162	-	1,162	7	1,052	-	-	-	-	-	2,214
Guyana	800	-	800	-	93	-	-	-	-	-	893
Haiti	38,523	-	38,523	270	4,222	-	-	-	-	6,057	48,802
Holy See (the)	-	-	-	-	-	-	-	-	-	-	-
Honduras	2,699	-	2,699	124	1,007	-	-	-	-	13	3,719
Hungary	1,276	-	1,276	2	2,662	-	-	-	-	-	3,938
Iceland	2	-	2	-	2	-	-	-	-	-	4
India	11,784	-	11,784	13	6,193	-	-	-	-	436	18,413
Indonesia	9,961	5,207	15,168	646	694	-	-	-	-	-	15,862
Iran, Islamic Rep. of	70,592	-	70,592	12,432	26,967	1	-	-	-	-	97,560
Iraq ¹¹	409,181	-	409,181	140,926	20,998	35,151	993,188	24,100	-	1	1,482,619
Ireland	9	-	9	-	26	-	-	-	-	-	35
Israel	1,054	-	1,054	16	273	-	-	-	-	-	1,327
Italy	62	-	62	-	66	-	-	-	-	-	128
Jamaica	1,398	-	1,398	8	459	-	-	-	-	-	1,857
Japan	135	-	135	-	42	-	-	-	-	-	177
Jordan	1,588	-	1,588	93	647	-	-	-	-	-	2,235
Kazakhstan	2,030	-	2,030	23	945	-	-	-	-	-	2,975
Kenya	8,759	-	8,759	4,070	1,498	-	-	-	-	-	10,257
Kiribati	33	-	33	-	11	-	-	-	-	-	44
Kuwait	935	-	935	55	110	-	-	-	-	-	1,045
Kyrgyzstan ¹²	2,068	-	2,068	290	860	-	172,000	-	-	-	174,928
Lao People's Dem. Rep.	7,834	1	7,835	3	24	-	-	-	-	-	7,859
Latvia	258	-	258	2	69	-	-	-	-	-	327
Lebanon	3,652	-	3,652	65	1,825	-	-	-	-	1,535	7,012
Lesotho	12	-	12	-	281	-	-	-	-	-	293
Liberia	22,488	-	22,488	12,864	1,897	40	-	-	-	-	24,425
Libya	3,087	2	3,089	21	1,617	-	59,425	-	-	-	64,131
Liechtenstein	-	-	-	-	-	-	-	-	-	-	-
Lithuania	254	-	254	2	80	-	-	-	-	-	334
Luxembourg	1	-	1	-	1	-	-	-	-	-	2
Madagascar	289	-	289	-	173	-	-	-	-	1	463
Malawi	275	-	275	3	4,512	-	-	-	-	-	4,787
Malaysia	505	-	505	-	179	-	-	-	-	-	684
Maldives	22	-	22	-	42	-	-	-	-	-	64
Mali	182,780	-	182,780	175,933	3,111	585	353,455	-	-	-	539,931
Malta	6	-	6	-	-	-	-	-	-	-	6
Marshall Islands	2	-	2	-	-	-	-	-	-	-	2

.../...

TABLE 2 Refugees, asylum-seekers, internally displaced persons (IDPs), returnees (refugees and IDPs), stateless persons, and others of concern to UNHCR by origin
| mid-2013 (or latest available estimates) (ctnd)

All data are provisional and subject to change.

Origin ¹	REFUGEES					Returned refugees ⁵	IDPs protected/ assisted by UNHCR, incl. people in IDP- like situations ⁶	Returned IDPs ⁷	Persons under UNHCR's statelessness mandate ⁸	Various ⁹	Total population of concern
	Refugees ²	People in refugee- like situations ³	Total refugees and people in refugee-like situations	Of whom assisted by UNHCR	Asylum- seekers (pending cases) ⁴						
Martinique	-	-	-	-	-	-	-	-	-	-	-
Mauritania	34,284	-	34,284	26,704	3,870	-	-	-	-	-	38,154
Mauritius	63	-	63	-	85	-	-	-	-	-	148
Mexico	8,420	-	8,420	12	3,784	-	-	-	-	-	12,204
Micronesia (Federated States of)	-	-	-	-	-	-	-	-	-	-	-
Monaco	3	-	3	-	-	-	-	-	-	-	3
Mongolia	1,957	-	1,957	1	717	-	-	-	-	-	2,674
Montenegro	440	-	440	3	383	-	-	-	-	3	826
Montserrat	-	-	-	-	-	-	-	-	-	-	-
Morocco	1,093	-	1,093	26	1,862	-	-	-	-	-	2,955
Mozambique	63	-	63	12	865	-	-	-	-	-	928
Myanmar	215,353	200,020	415,373	212,847	28,245	-	632,000	-	-	-	1,075,618
Namibia	1,070	-	1,070	980	417	25	-	-	-	-	1,512
Nauru	-	-	-	-	-	-	-	-	-	-	-
Nepal	7,322	1	7,323	31	1,947	-	-	-	-	-	9,270
Netherlands	62	-	62	-	31	-	-	-	-	-	93
New Caledonia	-	-	-	-	-	-	-	-	-	-	-
New Zealand	17	-	17	-	14	-	-	-	-	-	31
Nicaragua	1,529	-	1,529	810	132	1	-	-	-	-	1,662
Niger	657	-	657	7	304	-	-	-	-	4,644	5,605
Nigeria	14,411	3,324	17,735	5,282	13,731	-	-	-	-	-	31,466
Niue	10	-	10	-	-	-	-	-	-	-	10
Norway	9	-	9	-	6	-	-	-	-	-	15
Oman	24	-	24	3	6	-	-	-	-	-	30
Pakistan	29,254	16,792	46,046	17,786	24,504	3	975,478	46,441	-	1	1,092,473
Palau	-	-	-	-	2	-	-	-	-	-	2
Palestinian ¹³	96,801	-	96,801	13,843	2,517	-	-	-	-	-	99,318
Panama	105	-	105	20	18	-	-	-	-	-	123
Papua New Guinea	174	-	174	-	111	-	-	-	-	-	285
Paraguay	97	-	97	1	20	-	-	-	-	-	117
Peru	5,071	-	5,071	382	376	-	-	-	-	-	5,447
Philippines	742	5	747	15	413	-	16,905	34,824	-	80,000	132,889
Pitcairn	-	-	-	-	-	-	-	-	-	-	-
Poland	1,654	-	1,654	5	260	-	-	-	-	1	1,915
Portugal	30	-	30	1	36	-	-	-	-	-	66
Puerto Rico	-	-	-	-	-	-	-	-	-	-	-
Qatar	15	-	15	-	4	-	-	-	-	-	19
Rep. of Korea	496	-	496	2	976	-	-	-	-	-	1,472
Rep. of Moldova	2,192	-	2,192	14	463	-	-	-	-	-	2,655
Romania	2,498	-	2,498	10	541	-	-	-	-	-	3,039
Russian Federation	75,033	-	75,033	1,245	23,644	-	-	-	-	10,498	109,175
Rwanda	172,450	-	172,450	39,964	8,578	4,126	-	-	-	25	185,179
Saint Kitts and Nevis	12	-	12	-	23	-	-	-	-	-	35
Saint Lucia	566	-	566	-	339	-	-	-	-	-	905
Saint Vincent and the Grenadines	1,315	-	1,315	-	327	-	-	-	-	-	1,642
Samoa	1	-	1	-	3	-	-	-	-	-	4
San Marino	1	-	1	-	-	-	-	-	-	-	1
Sao Tome and Principe	32	-	32	31	1	-	-	-	-	-	33
Saudi Arabia	439	-	439	25	145	-	-	-	-	-	584
Senegal	18,622	-	18,622	16,751	1,794	-	-	-	-	-	20,416
Serbia (and Kosovo: S/RES/1244 (1999))	50,403	306	50,709	9,658	15,242	22	227,585	158	-	2,777	296,493
Seychelles	27	-	27	-	7	-	-	-	-	-	34
Sierra Leone	5,734	-	5,734	941	2,250	-	-	-	-	1,544	9,528
Singapore	66	-	66	-	24	-	-	-	-	-	90
Slovakia	304	-	304	-	467	-	-	-	-	-	771
Slovenia	28	-	28	-	13	-	-	-	-	2	43
Solomon Islands	61	-	61	-	9	-	-	-	-	-	70

.../...

TABLE 2 Refugees, asylum-seekers, internally displaced persons (IDPs), returnees (refugees and IDPs), stateless persons, and others of concern to UNHCR by origin
| mid-2013 (or latest available estimates) (ctnd)

All data are provisional and subject to change.

Origin ¹	REFUGEES					Returned refugees ⁵	IDPs protected/ assisted by UNHCR, incl. people in IDP- like situations ⁶	Returned IDPs ⁷	Persons under UNHCR's statelessness mandate ⁸	Various ⁹	Total population of concern
	Refugees ²	People in refugee- like situations ³	Total refugees and people in refugee-like situations	Of whom assisted by UNHCR	Asylum- seekers (pending cases) ⁴						
Somalia	1,130,939	-	1,130,939	1,015,128	30,086	7	1,122,559	10,404	-	993	2,294,988
South Africa	403	-	403	4	219	-	-	-	-	-	622
South Sudan ¹⁴	102,554	97	102,651	102,538	25,546	369	401,433	-	-	-	529,999
Spain	51	-	51	4	77	-	-	-	-	-	128
Sri Lanka ¹⁵	124,436	2	124,438	2,344	18,056	468	80,216	13,266	-	-	236,444
Sudan ¹⁶	619,088	12,926	632,014	578,704	22,815	15,931	1,873,300	13,811	-	321	2,558,192
Suriname	14	-	14	-	22	-	-	-	-	-	36
Swaziland	65	-	65	2	143	-	-	-	-	-	208
Sweden	20	-	20	-	36	-	-	-	-	-	56
Switzerland	13	-	13	-	1	-	-	-	-	1	15
Syrian Arab Rep.	1,888,491	332	1,888,823	1,796,871	33,335	52,806	4,254,500	-	-	7,903	6,237,367
Tajikistan	578	-	578	52	337	-	-	-	-	-	915
The former Yugoslav Republic of Macedonia	1,682	-	1,682	5	3,415	-	-	-	-	5	5,102
Thailand	208	6	214	8	150	-	-	-	-	-	364
Tibetan	15,058	-	15,058	-	2	-	-	-	-	46	15,106
Timor-Leste	9	1	10	1	2	-	-	-	-	-	12
Togo	13,214	1	13,215	6,087	2,928	40	-	-	-	-	16,183
Tonga	13	-	13	-	47	-	-	-	-	-	60
Trinidad and Tobago	330	-	330	-	75	-	-	-	-	-	405
Tunisia	1,250	-	1,250	31	1,338	-	-	-	-	-	2,588
Turkey	68,998	-	68,998	15,540	8,537	-	-	-	-	-	77,535
Turkmenistan	539	-	539	17	173	-	-	-	-	-	712
Turks and Caicos Islands	14	-	14	-	4	-	-	-	-	-	18
Tuvalu	1	-	1	-	1	-	-	-	-	-	2
Uganda	5,433	-	5,433	1,022	3,090	3	-	-	-	50,000	58,526
Ukraine	5,419	-	5,419	33	1,130	-	-	-	-	-	6,549
United Arab Emirates	74	-	74	3	27	-	-	-	-	-	101
United Kingdom	154	-	154	1	38	-	-	-	-	-	192
United Rep. of Tanzania	1,142	-	1,142	104	800	-	-	-	-	-	1,942
United States ¹⁷	4,324	-	4,324	14	337	-	-	-	-	-	4,661
Uruguay	164	-	164	1	27	-	-	-	-	-	191
U.S. Virgin Islands	-	-	-	-	-	-	-	-	-	-	-
Uzbekistan	5,027	4,504	9,531	425	1,315	-	-	-	-	-	10,846
Vanuatu	1	-	1	-	1	-	-	-	-	-	2
Venezuela (Bolivarian Rep. of)	8,183	-	8,183	260	594	-	-	-	-	-	8,777
Viet Nam ¹⁸	314,194	1	314,195	186	1,710	-	-	-	-	-	315,905
Western Sahara ¹⁹	90,476	26,000	116,476	90,268	289	-	-	-	-	-	116,765
Yemen	2,228	-	2,228	405	1,502	-	306,791	97,197	-	-	407,718
Zambia	233	-	233	2	262	-	-	-	-	-	495
Zimbabwe	22,103	-	22,103	1,042	44,610	2	57,926	-	-	90	124,731
Stateless	15,165	-	15,165	62	4,164	-	-	-	3,492,089	-	3,511,418
Various/unknown	118,324	8,377	126,701	5,256	243,967	-	-	-	-	6,227	376,895
Total	10,478,950	628,792	11,107,742	7,962,549	987,455	189,270	20,837,373	688,196	3,492,089	1,386,061	38,688,186

UNHCR-BUREAUX											
- Central Africa-Great Lakes	974,626	8,619	983,245	723,970	96,407	46,059	2,892,355	421,547	-	162,760	4,602,373
- East and Horn of Africa	2,214,800	71,861	2,286,661	1,957,656	149,460	16,687	3,487,292	24,215	-	55,136	6,019,451
- Southern Africa	41,432	-	41,432	2,607	53,993	27	57,926	-	-	89,975	243,353
- Western Africa	391,285	3,330	394,615	308,476	53,942	10,402	377,455	21,000	-	6,189	863,603
Total Africa	3,622,143	83,810	3,705,953	2,992,709	353,802	73,175	6,815,028	466,762	-	314,060	11,728,780
Asia and Pacific	3,626,074	226,572	3,852,646	2,745,003	190,151	27,625	2,450,926	99,898	-	960,555	7,581,801
Middle East and North Africa	2,548,129	26,334	2,574,463	2,069,574	78,602	87,958	5,613,904	121,297	-	9,439	8,485,663
Europe	337,690	355	338,045	41,334	79,732	498	1,213,419	239	-	89,707	1,721,640
Americas	211,425	283,344	494,769	108,611	37,037	14	4,744,096	-	-	6,073	5,281,989
Various/Stateless	133,489	8,377	141,866	5,318	248,131	-	-	-	3,492,089	6,227	3,888,313
Total	10,478,950	628,792	11,107,742	7,962,549	987,455	189,270	20,837,373	688,196	3,492,089	1,386,061	38,688,186

.../...

TABLE 2 Refugees, asylum-seekers, internally displaced persons (IDPs), returnees (refugees and IDPs), stateless persons, and others of concern to UNHCR by origin | mid-2013 (or latest available estimates) (ctnd)

All data are provisional and subject to change.

Origin ¹	REFUGEES					Returned refugees ⁵	IDPs protected/assisted by UNHCR, incl. people in IDP-like situations ⁶	Returned IDPs ⁷	Persons under UNHCR's statelessness mandate ⁸	Various ⁹	Total population of concern
	Refugees ²	People in refugee-like situations ³	Total refugees and people in refugee-like situations	Of whom assisted by UNHCR	Asylum-seekers (pending cases) ⁴						
UN MAJOR REGIONS											
Africa	3,765,541	109,812	3,875,353	3,109,977	370,939	73,176	6,874,453	466,762	-	314,060	11,974,743
Asia	6,128,747	226,904	6,355,651	4,716,022	272,221	115,583	8,887,871	221,195	-	969,994	16,822,515
Europe	238,089	355	238,444	22,619	58,654	497	330,953	239	-	89,707	718,494
Latin America and the Caribbean	207,006	283,344	490,350	108,597	36,694	14	4,744,096	-	-	6,073	5,277,227
Northern America	4,419	-	4,419	14	343	-	-	-	-	-	4,762
Oceania	1,659	-	1,659	2	473	-	-	-	-	-	2,132
VariouS/Stateless	133,489	8,377	141,866	5,318	248,131	-	-	-	3,492,089	6,227	3,888,313
Total	10,478,950	628,792	11,107,742	7,962,549	987,455	189,270	20,837,373	688,196	3,492,089	1,386,061	38,688,186

Notes table 1:

The data are generally provided by Governments, based on their own definitions and methods of data collection.

A dash (“-”) indicates that the value is zero, not available or not applicable.

1 Country or territory of asylum or residence.

2 Persons recognized as refugees under the 1951 UN Convention/1967 Protocol, the 1969 OAU Convention, in accordance with the UNHCR Statute, persons granted a complementary form of protection and those granted temporary protection. In the absence of Government figures, UNHCR has estimated the refugee population in 25 industrialized countries based on 10 years of individual refugee recognition.

3 This category is descriptive in nature and includes groups of persons who are outside their country or territory of origin and who face protection risks similar to those of refugees, but for whom refugee status has, for practical or other reasons, not been ascertained.

4 Persons whose application for asylum or refugee status is pending at any stage in the asylum procedure.

5 Refugees who have returned to their place of origin during the first six months of 2013. Source: country of origin and asylum.

6 Persons who are displaced within their country and to whom UNHCR extends

protection and/or assistance. It also includes people in IDP-like situations. This category is descriptive in nature and includes groups of persons who are inside their country of nationality or habitual residence and who face protection risks similar to those of IDPs but who, for practical or other reasons, could not be reported as such.

7 IDPs protected/assisted by UNHCR who have returned to their place of origin during the first six months of 2013.

8 Refers to persons who are not considered as nationals by any State under the operation of its law. This category refers to persons who fall under the agency's statelessness mandate because they are stateless according to this international definition, but data from some countries may also include persons with undetermined nationality.

9 Refers to individuals who do not necessarily fall directly into any of the other groups but to whom UNHCR may extend its protection and/or assistance services. These activities might be based on humanitarian or other special grounds.

10 According to the Government of Algeria, there are an estimated 165,000 Sahrawi refugees in the Tindouf camps.

11 Australia's figures for asylum-seekers are based on the number of applications lodged for protection visas. They do not include asylum-seekers who arrived in Australia by

boat in 2012 or 2013 and have not been able to lodge protection visa applications or who have been transferred to third countries for refugee status determination. The refugee figure refers to end-2012.

12 Refugee figure relates to the end of 2012.

13 The 300,000 Vietnamese refugees are well integrated and in practice receive protection from the Government of China.

14 UNHCR's assistance activities for IDPs in Cyprus ended in 1999. Visit the website of the Internal Displacement Monitoring Centre (IDMC) for further information.

15 The figure for stateless persons is based on an official survey released in May 2013 by the National Bureau of Statistics and refers to the estimated number of individuals resident in the country who belong to the first generation born on Dominican territory to Haitian migrant parents. No population data is currently available on subsequent generations born in the Dominican Republic.

16 Figures are UNHCR estimates.

17 Refugee figure for Iraqis in Jordan is a Government estimate. UNHCR has registered and is assisting 24,900 Iraqis at mid-2013.

18 IDP figure in Kyrgyzstan includes 172,000 people who are in an IDP-like situation.

19 In 2011, UNHCR reported the figure of 800,000 as an estimate of individuals who lack citizenship certificates in Nepal.

However, as individuals without citizenship certificates are not necessarily stateless, UNHCR has been in dialogue with the Government of Nepal to clarify and address the situation for future reporting.

20 Refugee figure relates to end-2012. Asylum-seeker figure relates to end-2011.

21 All data refer to the end of 2012 in the absence of updated information provided by the Government of South Africa.

22 IDP figure in South Sudan includes 155,200 people who are in an IDP-like situation.

23 IDP figure in Sri Lanka includes a total of 40,600 individuals who were IDPs at Trincomalee, Ampara, Puttalam and other places until mid-2011. No updated statistics are available to UNHCR.

24 IDP figure in Sudan includes 77,300 people who are in an IDP-like situation.

25 Refugee figure for Iraqis in the Syrian Arab Republic is a Government estimate. UNHCR has registered and is assisting 42,400 Iraqis at mid-2013.

26 Refugee figure for Syrians in Turkey is a Government estimate.

27 Asylum-seekers (pending cases) excludes individuals pending a decision on their asylum claim with the Executive Office for Immigration Review.

Source: UNHCR/Governments.

Notes table 2:

The data are generally provided by Governments, based on their own definitions and methods of data collection.

A dash (“-”) indicates that the value is zero, not available or not applicable.

1 Country or territory of origin.

2 Persons recognized as refugees under the 1951 UN Convention/1967 Protocol, the 1969 OAU Convention, in accordance with the UNHCR Statute, persons granted a complementary form of protection and those granted temporary protection. In the absence of Government figures, UNHCR has estimated the refugee population in 25 industrialized countries based on 10 years of individual refugee recognition.

3 This category is descriptive in nature and includes groups of persons who are outside their country or territory of origin and who face protection risks similar to those of refugees, but for whom refugee status has, for practical or other reasons, not been ascertained.

4 Persons whose application for asylum or refugee status is pending at any stage in the

asylum procedure.

5 Refugees who have returned to their place of origin during the first six months of 2013. Source: country of origin and asylum.

6 Persons who are displaced within their country and to whom UNHCR extends protection and/or assistance. It also includes people in IDP-like situations. This category is descriptive in nature and includes groups of persons who are inside their country of nationality or habitual residence and who face protection risks similar to those of IDPs but who, for practical or other reasons, could not be reported as such.

7 IDPs protected/assisted by UNHCR who have returned to their place of origin during the first six months of 2013.

8 Refers to persons who are not considered as nationals by any State under the operation of its law. This category refers to persons who fall under the agency's statelessness mandate because they are stateless according to this international definition, but data from some countries may also include persons with undetermined nationality.

9 Refers to individuals who do not necessarily fall directly into any of the other groups but to whom UNHCR may extend its protection and/or assistance services. These activities might be based on humanitarian or other special grounds.

10 UNHCR's assistance activities for IDPs in Cyprus ended in 1999. Visit the website of the Internal Displacement Monitoring Centre (IDMC) for further information.

11 Refugee figures for Iraqis in Jordan and the Syrian Arab Republic are Government estimates. UNHCR has registered and is assisting 67,300 Iraqis in both countries at mid-2013.

12 IDP figure in Kyrgyzstan includes 172,000 people who are in an IDP-like situation.

13 Refers to Palestinian refugees under the UNHCR mandate only.

14 An unknown number of refugees and asylum-seekers from South Sudan may be included under Sudan (in absence of separate statistics for both countries). IDP figure in South Sudan includes 155,200 people who are in an IDP-like situation.

15 IDP figure in Sri Lanka includes a total of 40,600 individuals who were IDPs at Trincomalee, Ampara, Puttalam and other places until mid-2011. No updated statistics are available to UNHCR.

16 Figures for refugees and asylum-seekers may include citizens of South Sudan (in absence of separate statistics for both countries). IDP figure in Sudan includes 77,300 people who are in an IDP-like situation.

17 A limited number of countries record refugee and asylum statistics by country of birth rather than country of origin. This affects the number of refugees reported as originating from the United States of America.

18 The 300,000 Vietnamese refugees are well integrated and in practice receive protection from the Government of China.

19 According to the Government of Algeria, there are an estimated 165,000 Sahrawi refugees in the Tindouf camps.

Source: UNHCR/Governments.



© 2013 United Nations High Commissioner for Refugees
All rights reserved. Reproductions and translations are
authorized, provided UNHCR is acknowledged as the source.

For more information, please contact:

Field Information and Coordination Support Section
Division of Programme Support and Management
Case Postale 2500
1211 Geneva, Switzerland
stats@unhcr.org

This document along with further information on global
displacement is available on UNHCR's statistics website:
<http://www.unhcr.org/statistics>

Cover photo: Syrian refugees cross into Iraq at the Peshkhabour border crossing
in Dohuk Governorate.

UNHCR / G. GUBAEVA

PRODUCED AND PRINTED BY UNHCR (19 DECEMBER 2013).

www.unhcr.org





Conflict and violence have separated millions of refugees from their loved ones.

1 family torn apart by war
is too many.



UNHCR / S. Rich

UNHCR
The UN Refugee Agency