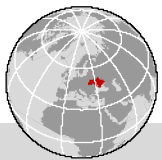


Ukraine: Internally Displaced People

- 27 May 2015



Total Ukrainians seeking asylum or other forms of stay in neighbouring countries only:
525,600
867,000

POLAND
3,400
51,100

SLOVAKIA
20
N/A

HUNGARY
50
5,900











ROMANIA
50
1,600

REPUBLIC OF MOLDOVA
200
5,400

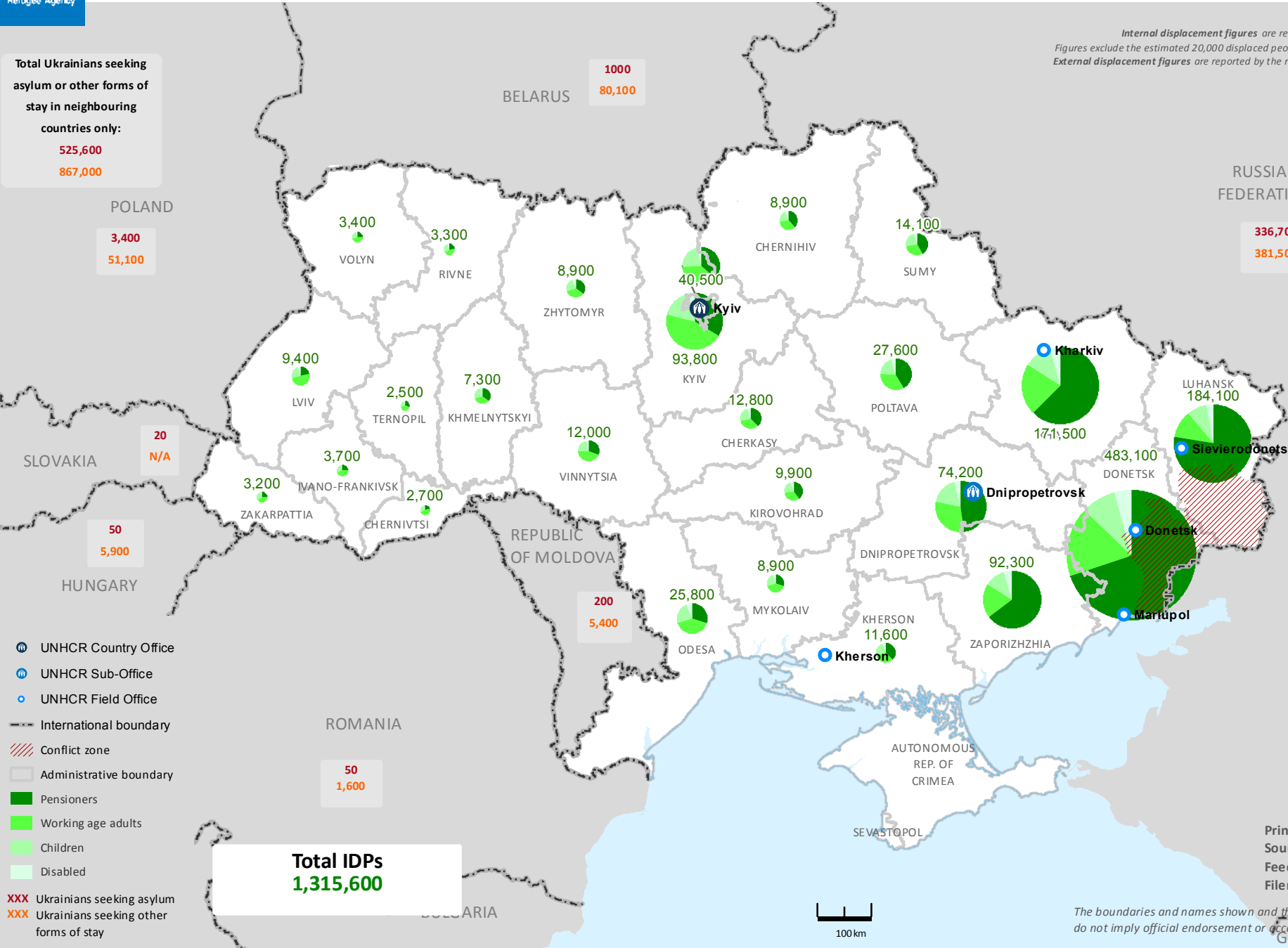
BELARUS
1000
80,100

RUSSIAN FEDERATION
336,700
381,500

Total IDPs
1,315,600

-  UNHCR Country Office
-  UNHCR Sub-Office
-  UNHCR Field Office
-  International boundary
-  Conflict zone
-  Administrative boundary
-  Pensioners
-  Working age adults
-  Children
-  Disabled

XXX Ukrainians seeking asylum
XXX Ukrainians seeking other forms of stay



Internal displacement figures are reported by the Ministry of Social Policy. Figures exclude the estimated 20,000 displaced people in Autonomous Republic of Crimea. External displacement figures are reported by the respective national asylum authorities:
Belarus - 28 May 2015
Slovakia - 1st Mar 2015
Hungary - 17th May 2015
Romania - 1st May 2015
Poland - 25 May 2015
Rep. of Moldova - 28th May 2015
Russian Fed. - 26 May 2015

RUSSIAN FEDERATION
336,700
381,500

Printing date: 29 May 2015
Sources: UNHCR Shelter Sector
Feedback: mapping@unhcr.org
Filename: ukr_IDPs_A4L

The boundaries and names shown and the designations used on this map do not imply official endorsement or acceptance by the United Nations.

