



European Asylum Support Office

EASO

Quarterly Asylum Report

Quarter 3, 2014

SUPPORT IS OUR MISSION

Contents

Summary.....	4
Section 1: Trends in applicants for international protection	5
Applicants for international protection in the EU+	5
Main citizenship/group of citizenship of applicants for international protection	6
Profile of applicants for international protection in Europe	8
Country of destination.....	9
Section 2: Trends in decisions on international protection at first instance	11
Numbers of decisions	12
Recognition Rate.....	13
Type of protection granted.....	15
Stock of pending cases.....	19
Section 3: Key trends in focus	22
Syria	22
Eritrea	26
Western Balkans	29
<i>Annex I – Statistical overview</i>	32
Overview of asylum applicants, withdrawn applications and pending cases registered in the EU+ by main citizenship, 2013 Q2-2014 Q3	32
Overview of first instance decisions issued in the EU+ by main citizenship, 2013 Q2-2014 Q2.....	33
<i>Annex II – List of Abbreviations</i>	34

Introduction

The EASO Quarterly Asylum Report is produced by EASO's Centre for Information, Documentation and Analysis. It aims to provide an overview of key asylum trends by analysing data on applications for international protection, pending cases and decisions made on applications by EU Member States and Associated Countries¹.

The analysis is based on data² submitted to Eurostat as per Article 4 of the Migration Statistics Regulation³ and extracted from Eurostat database on 8 January 2015⁴.

It is important to note that the Eurostat Technical Guidelines for the data collection⁵ were amended in December 2013 and subsequently entered into force in the reference month of January 2014. The change affects the backward comparability of 2014 data. The main changes in the Eurostat Technical Guidelines for the data collection that affect the above comparison are:

- clarification of the first time and repeated applicant concepts;
- addition of an instruction on how persons subject to a Dublin procedure should be counted in the pending cases table;
- instruction not to report Dublin cases as negative asylum decisions⁶;
- clarification of the concept of humanitarian protection.

¹ Referred to in the content of the report as "EU+". This includes data from EU28, Norway and Switzerland.

² Figures published on Eurostat database are rounded to the nearest "5" or "0". The number presented in this report may therefore differ when analysed separately (by EU+, citizenship, indicator).

³ Regulation (EC) No 862/2007 of the European Parliament and of the Council of 11 July 2007 on Community statistics on migration and international protection and repealing Council Regulation (EEC) No 311/76 on the compilation of statistics on foreign workers [2007] OJ L199/23 <http://eur-lex.europa.eu/legal-content/EN/ALL/?uri=CELEX:32007R0862>.

⁴ According to Migration Statistics Regulation, data on first instance decisions is provided by Member States and Associated countries to Eurostat on a quarterly basis and with a 2-month deadline for submission. Data on applicants and pending cases are monthly but have the same 2-month deadline for submission. These timelines explain the delay with which EASO quarterly reports are produced.

⁵ http://epp.eurostat.ec.europa.eu/cache/ITY_SDDS/Annexes/migr_asyapp_esms_an3.pdf

⁶ This change had the purpose of enhancing the comparability of decision statistics across EU+ countries and providing more relevant recognition rates. This change should be taken into account when making comparisons between the data collected under the former Eurostat guidelines and the current Eurostat guidelines.

Summary

Trends in applicants for international protection

- In the third quarter of 2014, the total number of applicants for international protection increased by 39 % compared to the previous quarter, totalling 188 395 applicants and setting a new high for a single quarter since 2008.
- The quarter under review was marked by the concurrent rise in applicants of all the main citizenships. The composition of the five largest groups of asylum applicants registered in the EU+ consisted of citizens from Syria followed by Western Balkans countries, Eritrea, Afghanistan and Iraq.
- Germany, Sweden, Italy and France were the main countries of destination, receiving 63 % of all asylum applicants registered in the EU+.

Trends in decisions on international protection at first instance

- After two quarters of contraction, the number of first instance decisions issued in the EU+ in Q3 2014 rose by 5 % compared to the preceding quarter. However the increase remains small compared to the growth in the number of applicants.
- In Q3 2014, 50 % of all first instance decisions issued resulted in a positive outcome and represented the highest quarterly share of positive decisions since the beginning of the year.
- In 12 EU+ countries, more than half of the first instance decisions issued were positive and resulted in the granting of refugee status, subsidiary protection or humanitarian protection⁷.
- The stock of pending cases at the end of September 2014 exceeded 450 000, or 18 % more than the stock at the end of June 2014⁸.

Key trends in focus

- *Syria* – The number of Syrian applicants increased by 76 % compared to the previous quarter. With 42 000 persons recorded, Syrians exceeded by a large margin the next largest group of applicants from the six Western Balkan countries (considered together) and set a new quarterly high since the Eurostat collection started in 2008.
- *Eritrea* – Applicants from Eritrea rose again in the third quarter (+36%), after the 263 % increase experienced in the previous quarter with more than 19 000 applicants recorded in the EU+.
- *Western Balkans* – Following two quarters of contraction, applicants from the Western Balkan countries increased in the third quarter of 2014 (+55 %) and totalled 24 515.

⁷ Reported as: authorisation to stay for humanitarian reasons under national law concerning international protection

⁸ At the time of writing, no data for 2014 in Austria were available. Also, no data have been available for pending cases for an extended period from Cyprus from May 2011- 2013 (excluding December 2012) and the Netherlands for the entire period 2012-2014.

Section 1: Trends in applicants for international protection

Applicants for international protection in the EU+

Growth in the total number of applicants for international protection in the EU+ significantly accelerated in the third quarter of 2014, reaching 188 395 applicants and setting a new high for a single quarter since 2008. The evolution observed during past years shows that the third quarter typically increases compared to the previous quarter, but such a large increase is unprecedented (+39 %).

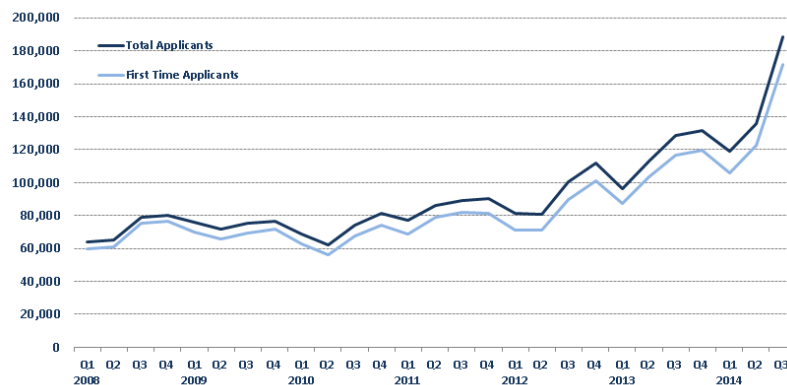


Figure 1: Total and first-time asylum applicants⁹ in the EU+ since January 2008

Source: Eurostat data as of 08.01.2015

Figure 2 shows the monthly evolution in the number of applicants for international protection reported in 2014, compared to the previous two years. During the first nine months of the year, there was a significantly higher overall number of applicants registered in 2014 (+31 % higher than 2013 and +69 % higher than 2012). So far in 2014, the evolution follows the same pattern as observed in 2013, with a rise throughout the summer months. Nevertheless, while the trend is the same, this year the levels are much higher. This surge was caused by rise in the number of applicants from all of the main citizenships but, in particular, a significant increase in Syrian applicants.

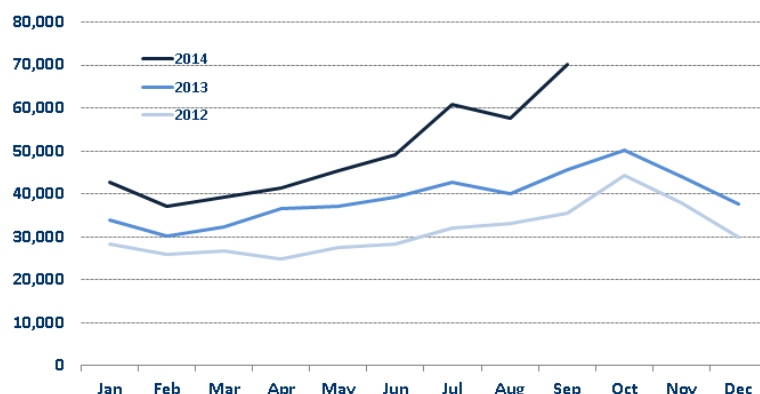


Figure 2: Total asylum applicants in the EU+ since January 2012 monthly trend

Source: Eurostat data as of 08.01.2015

⁹ Total applicants: all persons having submitted an application for international protection as defined in Art.2(h) of Qualification Directive or having been included in such application as a family member. First time applicants for international protection are those who lodged an application for the first time in a given Member State. When data for first time applicants is not available on Eurostat total applicants are considered first time applicants.

Main citizenship/group of citizenship of applicants for international protection

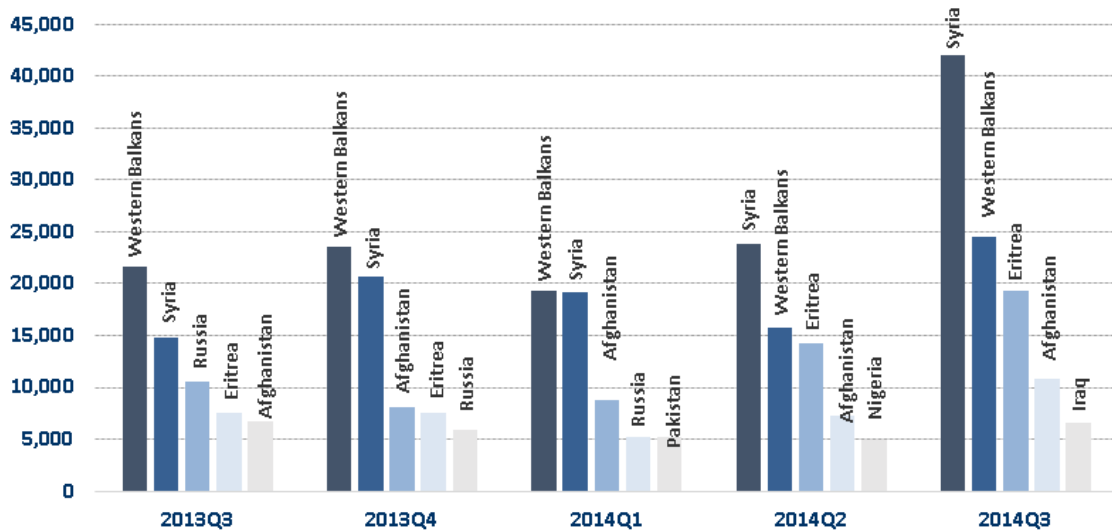


Figure 3: Main citizenship/group of citizenship¹⁰ of asylum applicants, Q3 2013- Q3 2014
 Source: Eurostat data as of 08.01.2015

Figure 3 shows the evolution through to Q3 2014 of the composition of the five largest groups of applicants registered in the EU+. The ranking remained unchanged from the previous quarter for the top four groups, while Iraqi citizens replaced Nigerian citizens in fifth place. As the chart shows, the level registered for the top four nationalities is a new quarterly high. Figure 3b shows the relative proportions of the top 20 nationalities for total and repeated applicants for Q3. WB, Afghan and Iraqi are particularly likely to make repeated applications, whereas flows such as the Eritrean consist almost entirely of first time applicants.

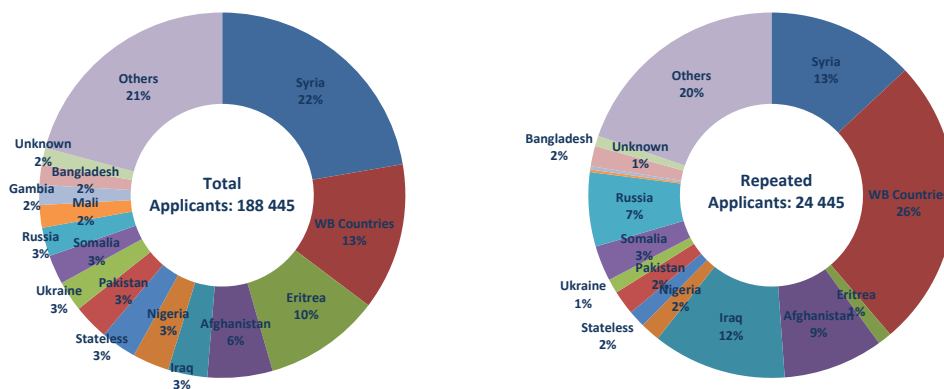


Figure 3b: Main citizenship/group of citizenship of asylum applicants in Q3, Total & Repeated Applicants
 Source: Eurostat data as of 08.01.2015

¹⁰ The indicator applicants for international protection disaggregated by citizenship, including “Stateless” as a separate category. In this report citizenship and nationality are used interchangeably.

For the second consecutive quarter, **Syrian** applicants for international protection constituted the largest group in EU+. Syrian asylum applicants rose by 76 % compared to the previous quarter, reaching almost 42 000 applicants and, when compared to the same quarter of last year (Q3 2013), the number of Syrian applicants almost tripled (+283 %).

While Germany and Sweden continued to receive the majority of Syrian applicants registered in EU+ (53 %), their combined share decreased by 8 percentage points compared to the second quarter. Twenty-one EU+ countries reported Syrian applicants among the three most common citizenships of applicants they received, compared to 19 countries in the previous quarter, indicating a third-quarter flow that spread farther across EU+ countries. Of these Syrian applicants, 92 % were first-time applicants, a lower share than the 97 % recorded in the second quarter. The number of applicants recorded as “Stateless” rose by 76 % when compared to the previous quarter. According to information provided by the Member States, the vast majority were Palestinians who previously resided in Syria.

After two quarters of contraction, the number of applicants from the **Western Balkans** rebounded in the third quarter of 2014 (+55 %) reaching 24 515 applicants from these countries combined. The rise was almost entirely composed of citizens from Kosovo (+134 %) applying in Hungary and citizens from Serbia (+75 %) applying in Germany. While much lower in numbers, applicants from the Former Yugoslav Republic of Macedonia (FYROM) and Bosnia and Herzegovina also increased (+56 % and +50 % respectively). In contrast, the number of Albanian and Montenegrin applicants declined. In Q3 2014, Germany, Hungary, France and Sweden represented the principal destinations of Western Balkan applicants, altogether receiving 91 % of the total for this group in the third quarter.

The number of **Eritrean** applicants in the EU+ continued to grow in the third quarter of 2014 and reached 19 345 applicants (+36 % compared to Q2 2014) which marked a second consecutive quarterly high. This is two and a half times larger than the number registered in the summer of 2013. Considering totals by month, Eritrean applicants for international protection peaked in July before receding in the two following months. Sweden, Germany and Switzerland had the largest share of Eritreans (29 %, 29 % and 18 %, respectively). In contrast, the share of Eritrean applicants plummeted in the Netherlands, falling from 22 % to 1 %, while the number of Eritreans applying in Denmark grew from 2 % to 8 %.

The number of **Afghans** who applied for international protection in the EU+ also grew strongly in the third quarter (+50 %). For the first time since 2008 the number of applicants exceeded 10 000 in a single quarter. Germany, where Afghan applicants represented 22 % of total applicants, remained the main destination country in EU+. Hungary and Austria ranked second and third, where the number of Afghan applicants more than doubled from the previous quarter (+119 % and +102 %). These figures represented a 19 % and 14 % share of total applications respectively.

Applicants from **Iraq** showed the second-largest relative increase during the third quarter of 2014 (+97 %) and totalled 6 550 applicants in the EU+. Only 60 % of these were new asylum applicants. This relatively low share was almost entirely due to a large proportion of repeated applicants recorded in Germany during the month of July, which represented 75 % of the total number of repeated applicants in EU+. This coincided with the intensification of

attacks in the north of Iraq perpetrated by the so-called “Islamic State”. Since July, the share of repeated applicants continually fell and by September returned to the average monthly level.

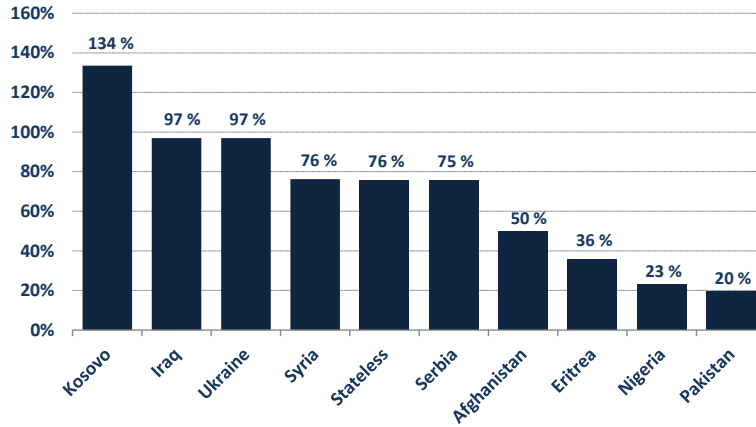


Figure 4: Main countries of origin of asylum applicants in the EU+, percentage change from Q3 2014 to Q2 2015

Source: Eurostat login: 08.01.2015

Profile of applicants for international protection in Europe

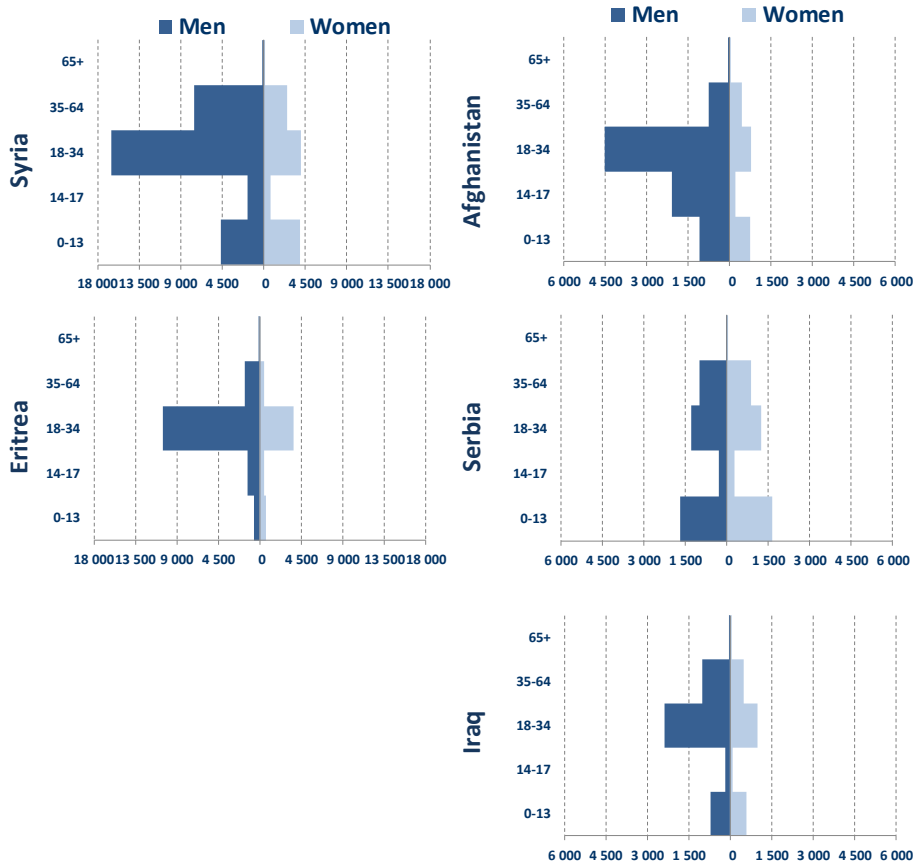


Figure 5: The age pyramid of applicants from top 5 countries of origin, by gender, Q3 2014

Source: Eurostat login: 08.01.2015

The charts in Figure 5 show the age-gender distribution of applicants from the top five citizenship countries of origin in Q3 2014. The left-side axis shows the age group categories in years.

- With the influx of Syrian applicants to the EU+, not only is there a large proportion of men aged 18-64 years, but the profile also suggests a significant number of families applying;
- Afghan applicants are mainly young men, but the profile also indicates a proportion of families. The numbers of applicants claiming to be unaccompanied minors more than doubled and represented 40 % of the minors in the combined two classes of youngest age applicants and 15% of the Afghan total¹¹.
- Eritrean applicants consist mainly of young single men, a small number of children and women in the 18-34 age bracket. Eritrean applicants claiming to be unaccompanied minors remained stable this quarter and represented 54 % of all Eritrean minors.
- Serbian and Iraqi applicants are mainly families, but the distribution of Iraqi applicants also indicates a significant proportion of single male adults.

Country of destination

Figure 6 shows the changes in terms of absolute numbers of asylum applicants registered in the EU+ countries between the second and third quarter of 2014. In the third quarter, Germany, Sweden, Italy and France were the main countries of destination, receiving 63 % of all asylum applicants registered in the EU+, with Italy replacing France in third place.

The largest increase in absolute terms compared to the second quarter was in Germany (+18 170; +48 %), while the highest relative increase was recorded in Hungary (+6 010; +223 %). Significantly¹² higher numbers of applicants were recorded in Denmark (+4 750; +202 %), Bulgaria (+1 725; +114 %), Austria (+3 025; +63%), Sweden (+9 305; +49 %), Switzerland (+490; +10 %), Finland (+285; +39 %), Belgium (+1 720; +36 %), Spain (+340; +30 %), the United Kingdom (+1 875; +27 %) and Italy (+3 670; +26 %).

Conversely, only Greece registered a significant¹² decrease (-350; -14 %) compared to the second quarter of 2014.

¹¹ This information is provided by EU+ countries via the EASO Early warning and Preparedness System (EPS) data collection.

¹² More than 10% increase/decrease and 250 applicants absolute difference compared to Q2 2014

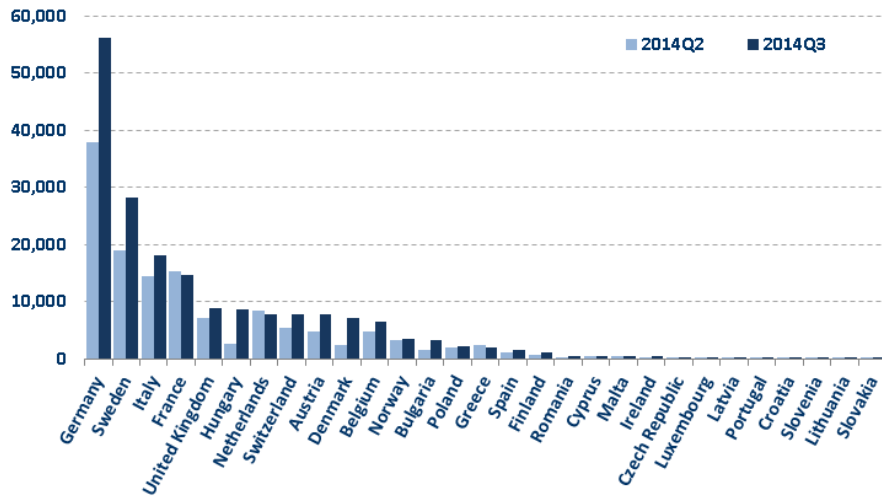
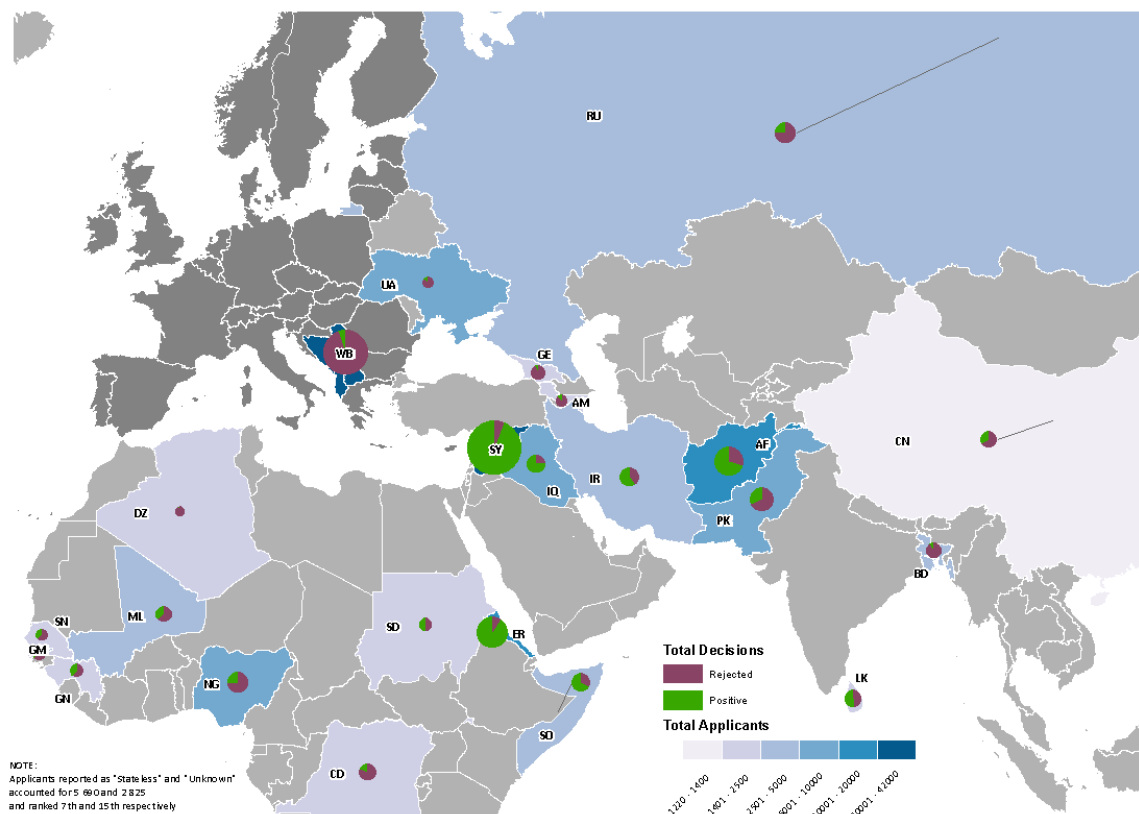


Figure 6: Total asylum applicants in European destination countries in Q2 and Q3 of 2014
 Source: Eurostat data as of 08.01.2015

Section 2: Trends in decisions on international protection at first instance

The map below displays first instance decisions on international protection issued in the EU+ for the top 25 countries of origin of applicants during the third quarter of 2014. The citizenships can be clustered into two main groups: those countries from which applicants are mainly granted protection (including both types of EU-regulated international protection statuses as well as humanitarian protection) for which the corresponding pie chart is mostly green; and those from which applicants are mainly rejected, characterised by a pie chart that is mostly purple.



Map 1: Main citizenships of applicants, first instance decisions and positive decisions issued in the EU+ during Q2 2014

Source: Eurostat data as of 08.01.2015; Note: the groups "Stateless" and "Unknown" citizenships, which ranked, respectively, 7th and 15th in the EU+, are not plotted in the map

The bar chart in Figure 7 indicates the numbers of decisions issued by the EU+ countries at first instance (in blue), the recognition rates¹³ (in per cent) and the type of protection granted.

¹³ The recognition rate at first instance is defined here as the ratio between the number of positive first instance decisions issued (refugee status, subsidiary protection status and humanitarian protection (authorization to stay for humanitarian reasons under national law concerning international protection)) as a proportion of the number of all first instance decisions issued (positive decisions and rejections) in the reference period under review.

As shown in Figure 7, the recognition rate at first instance can vary significantly from one EU+ country to another. While these variations can arise from diverse factors, they are usually a consequence of the following:

- structural differences in the caseloads (including countries/regions of origin of asylum applicants and their individual profiles) upon which decisions are issued;
- different approaches, interpretations and policies adopted across the EU+ States;
- the use of various forms of protection that exist under national law and which are reported as humanitarian protection¹⁴.

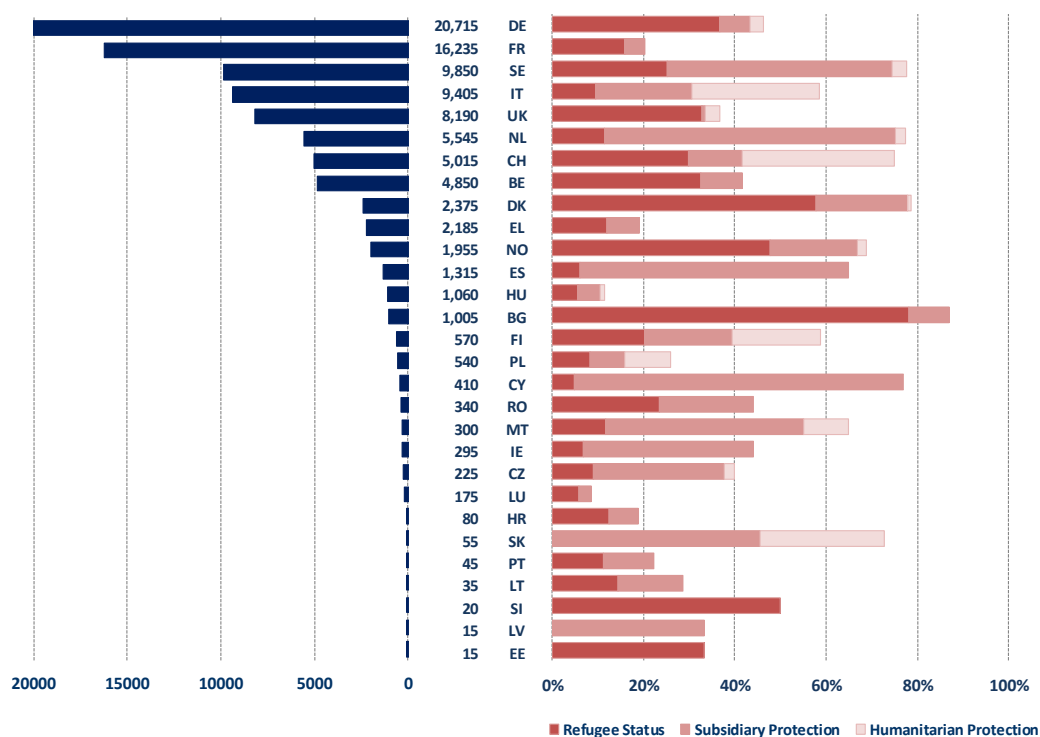


Figure 7: First instance decisions and type of decisions issued in the EU+, Q3 2014
 Source: Eurostat data as of 08.01.2015

Numbers of decisions

During the third quarter of 2014, there were 92 830 first instance decisions on international protection issued in the EU+, an increase of 5 % compared to the second quarter, after two quarters of contraction in 2014. The increase, compared to the same quarter in 2013 when 89 140 decisions were issued, was 4 %. The growth in decisions, however, remained small compared to the overall growth of applicants for international protection during the same period.

The highest numbers of first instance decisions issued in the third quarter of 2014 were in Germany (20 715, 22 % of the total), France (16 235, 17 % of the total) and Sweden (9 850,

¹⁴ Humanitarian protection is not harmonised at EU level and is reported only by 18 of the EU+ states (Czech Republic, Denmark, Germany, Greece, Spain, Italy, Cyprus, Hungary, Malta, the Netherlands, Poland, Romania, Slovakia, Finland, Sweden, the United Kingdom, Norway and Switzerland).

11 % of the total). These three countries together accounted for 50 % of all decisions issued in the EU+. Italy (9 405, 10%), the United Kingdom (8 190, 9 %), the Netherlands (5 545, 6 %), Switzerland (5 015, 5 %) and Belgium (4 850, 5 %) also issued a significant number of decisions.

In comparison with the previous quarter, the sharpest increases in the number of first instance decisions was reported by Hungary (+140 %), followed by the United Kingdom (+72 %) and Italy (+17 %). In these countries, the higher number of decisions reflected the intensified efforts among asylum authorities to deal with increased pressure during 2014, for example in Hungary, with the sudden increase there in applicants for international protection during the third quarter.

Recognition Rate

In the third quarter of 2014, 50 % of all first instance decisions issued resulted in a positive outcome, substantially higher than the 34 % recorded for all of 2013¹⁵ and the highest rate since the beginning of the year: 44 % in Q2 2014 and 46 % in Q1 2014.

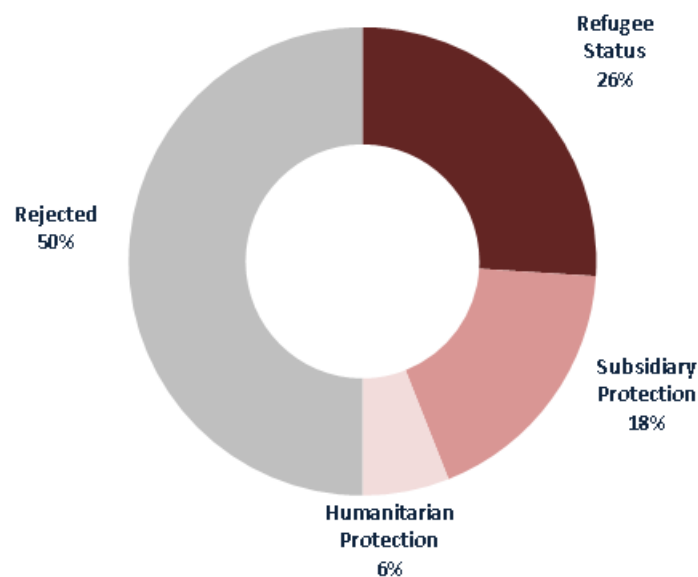


Figure 8: Type of decisions issued in the EU+, Q3 2014

Source: Eurostat data as of 08.01.2015

In 12 countries, more than half of the decisions issued at first instance during the third quarter of 2014 were positive: Bulgaria (88 % of 1 005 decisions); Denmark (79 % of 2 375); Sweden (78 % of 9 850); the Netherlands (77 % of 5 545); Cyprus (77 % of 410); Switzerland

¹⁵ See footnote 6.

(75 % of 5 015); Slovakia (72 % of 55); Norway (69 % of 1 955); Spain (65 % of 1 315); Malta (65 % of 300); Finland (50 % of 570); Italy (58 % of 9 450) and Slovenia (50 % of 20).

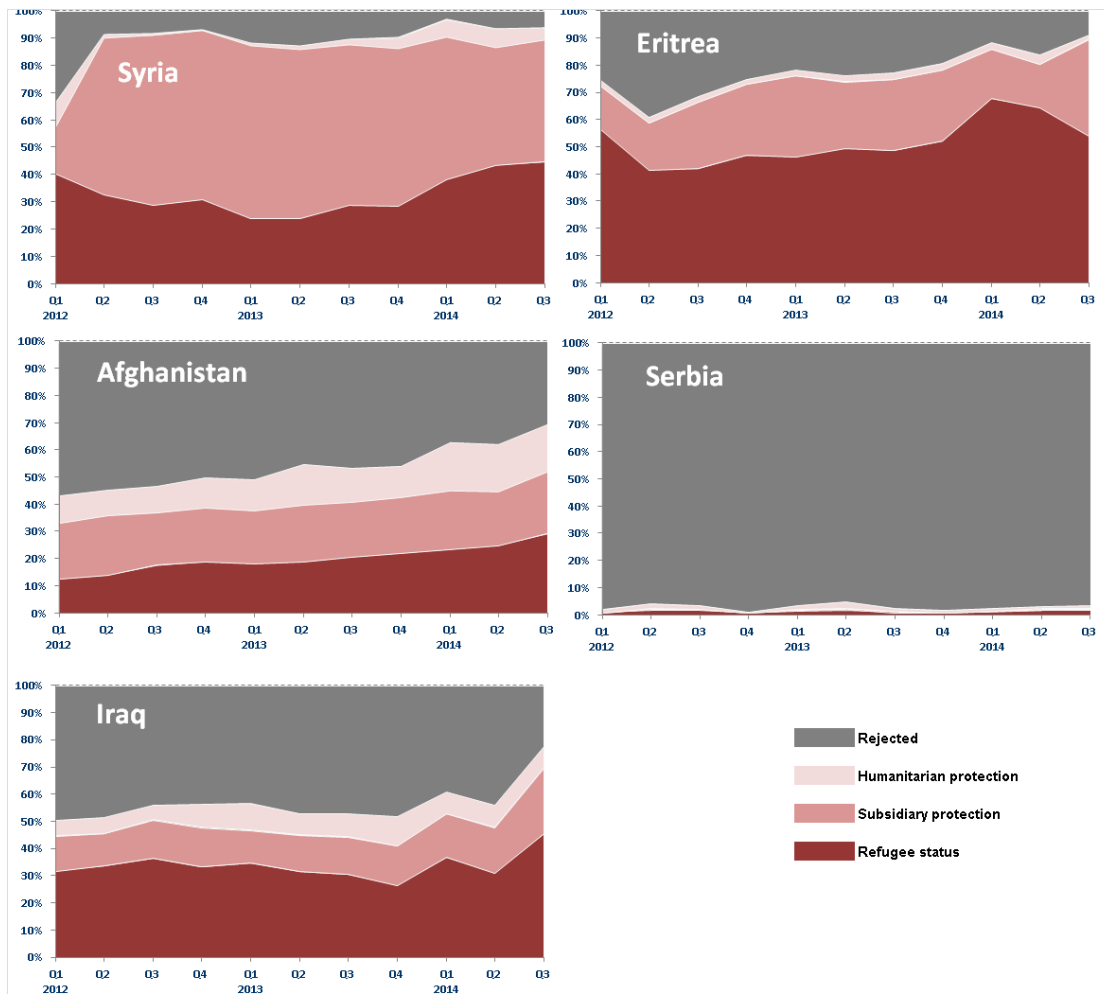


Figure 9: Evolution of first instance decisions issued on the top 5 countries of origin since Q1 2012;
Source: Eurostat data as 08.01.2015

The charts in figure 8 show the evolution from Q1 2012 to Q3 2014 of the type of decisions issued at first instance for the five main (single) countries of origin of applicants registered in EU+ countries. Decisions include positive decisions (refugee status, subsidiary protection and humanitarian protection) or rejections.

In the third quarter of 2014, the recognition rate at first instance reported for Syrians was 94 %, one percentage point higher than the rate in the second quarter (93 %), while the total number of decisions increased by 23 %. Of significant note was the increasing use of refugee status as a form of protection since the second half of last year. In the third quarter, refugee status constituted the principal protection granted to Syrians in EU+ countries¹⁶.

¹⁶ There can be a number of reasons for the small percentage of negative decisions reported for Syrian applicants including, *inter alia*, persons claiming to be Syrians who are subsequently found not to be may be rejected while still being reported as Syrians; applicants who absconded during the asylum procedure may be issued a negative decision; finally, certain applicants may be excluded from receiving refugee status or subsidiary protection in line with Articles 12 and 17 of the Qualification Directive

The recognition rate for applicants from Eritrea hit a new high in the third quarter of 2014 (91 %), seven percentage points more than in the previous quarter. The total number of decisions on Eritrean applications also grew strongly during the third quarter (+62 %) along with a change in the type of protection granted. While refugee status remained the type of protection most granted to Eritreans (54 %), the third quarter was also characterised by a discernible increase in the provision of subsidiary protection, which accounted for 36 % of the total decisions.

The recognition rate for Afghans reached 70 %, a modest rise that confirmed the increasing trend since Q1 2012. Over the period, the type of protection granted has changed very little, with a moderate but constant increase in the number of decisions granting refugee status and a recent rise, in 2014, in decisions granting humanitarian protection.

In the third quarter of 2014, the recognition rate for Iraqis jumped to 78 % compared to 56 % in Q2. During 2012 and 2013 the recognition rate and the type of protection granted were quite stable. Since the beginning of the year, a rising trend in the recognition rate of Iraqi applicants can be observed, driven in particular by the granting of refugee status, but also subsidiary protection. These developments follow the dramatic deterioration of the security situation in several Iraqi provinces during 2014, especially in the north of the country. As the situation does not seem to be improving, there may be a further increase in the positive decision rate for Iraqi applicants in EU+ countries in future.

In line with previous quarters, only 3 % of the decisions issued granted some sort of protection to Serbian citizens, indicating that the main receiving EU+ countries clearly considered the majority of the applications for international protection from Serbian applicants to be unfounded. Refugee status protection represented the most common type of protection granted to Serbian nationals in 2014.

Type of protection granted

In the EU+ countries, decisions granting refugee status made up 26 % of all first instance decisions issued during Q3 2014, while the shares of the cases giving subsidiary protection and humanitarian protection were 18 % and 6 % respectively.

Refugee status

In relative terms, the United Kingdom (90 %), Bulgaria (90 %), France (79 %), Germany (79 %) and Belgium (78 %) granted refugee status in the largest proportion of their positive decisions. Table 1 below shows the countries of origin of asylum applicants who were most often granted refugee status in selected EU+ countries during the third quarter of 2014.

EU+ country Citizenship	Positive decisions	Refugee Status	Ratio of Refugee Status in Positive Decisions
United Kingdom	3 000	2 690	90%
Eritrea	650	645	99%
Syria	435	420	97%
Iran	405	390	96%
Other	1 510	1 235	82%
Bulgaria	875	785	90%
Syria	820	750	91%
Stateless	20	15	75%
Iraq	25	15	60%
Other	10	5	50%
France	3 280	2 575	79%
Syria	445	260	58%
Russia	285	250	88%
Congo (DR)	255	240	94%
Other	2 295	1 825	80%
Germany	9 580	7 615	79%
Syria	5 255	4 425	84%
Iraq	710	645	91%
Afghanistan	1 055	605	57%
Other	2 560	1 940	76%
Belgium	2 025	1 580	78%
Afghanistan	415	290	70%
Syria	360	195	54%
Guinea	190	190	100%
Other	1 060	905	85%

Table 1: Positive decisions issued at first instance in selected EU+ in Q3 2014, granting refugee status, by citizenship of applicants; only countries that issued more than 300 decisions in Q3 2014 are displayed;

Source: Eurostat data as of 08.01.2015

Subsidiary protection

The highest proportions of subsidiary protection decisions, as a share of all positive decisions issued during the third quarter of 2014, were registered in Slovakia (100 %), followed by Cyprus (95 %), Spain (91 %), the Netherlands (82 %) and Malta (67 %).

Table 2 below shows the principal citizenships of asylum applicants mainly granted subsidiary protection status in selected EU+ countries.

EU+ country Citizenship	Positive decisions	Subsidiary protection	Ratio of Subsidiary Protection in Positive Decisions
Cyprus	315	300	95%
Syria	295	295	100%
Somalia	10	5	50%
Other	10	0	0%
Spain	850	770	91%
Syria	800	760	95%
Afghanistan	10	5	50%
Sri Lanka	5	5	100%
Other	35	0	0%
Netherlands	4 270	3 515	82%
Eritrea	1 795	1 740	97%
Syria	1 640	1 555	95%
Iraq	95	70	74%
Other	740	150	20%
Malta	195	130	67%
Syria	50	50	100%
Sudan	30	30	100%
Somalia	30	30	100%
Other	85	20	24%
Sweden	7 660	4 850	63%
Syria	4 425	3 880	88%
Stateless	950	760	80%
Afghanistan	390	90	23%
Other	1 895	120	6%

Table 2: Positive decisions issued at first instance in selected EU+ countries in Q3 2014, using subsidiary protection, by citizenship of applicants; only countries that issued more than 300 decisions in Q3 2014 are displayed;

Source: Eurostat data as of 08.01.2015

Humanitarian protection¹⁷

Out of the 18 EU+ countries for which this type of protection is reported, Italy (47 %), Switzerland (44 %) and Poland (41 %) were the main countries granting humanitarian protection among the positive decisions issued in the third quarter of 2014.

¹⁷ Humanitarian protection is not harmonised at EU level and is reported only by 18 of the EU+ (Czech Republic, Denmark, Germany, Greece, Spain, Italy, Cyprus, Hungary, Malta, the Netherlands, Poland, Romania, Slovakia, Finland, Sweden, the United Kingdom, Norway and Switzerland).

EU+ country Citizenship	Positive decisions	Humanitarian protection	Ratio of Humanitarian Protection in Positive Decisions
Italy	5 470	2 595	47%
Mali	530	470	89%
Nigeria	600	425	71%
Gambia	390	325	83%
Other	3 950	1 375	35%
Switzerland	3 730	1 645	44%
Syria	1 040	775	75%
Afghanistan	450	355	79%
Somalia	130	85	65%
Other	2 110	430	20%
Poland	135	55	41%
Russia	55	40	73%
Georgia	5	5	100%
Armenia	5	5	100%
Other	70	5	7%
Finland	330	105	32%
Iraq	165	65	39%
Somalia	55	25	45%
Syria	30	10	33%
Other	80	5	6%
Malta	190	25	13%
Libya	50	20	40%
Ukraine	5	5	100%
Other	135	0	0%

Table 3: Positive decisions issued at first instance in selected EU+ in Q3 2014, granting humanitarian protection, by citizenship of applicants; only countries that issued more than 300 decisions in Q3 2014 are displayed

Source: Eurostat login: 08.01.2015

Stock of pending cases

The stock of pending cases¹⁸ at the end of September 2014 exceeded 450 000, rising 18 % with an additional 71 220 cases more than the stock registered at the end of June. This was the highest absolute quarterly increase since 2008.

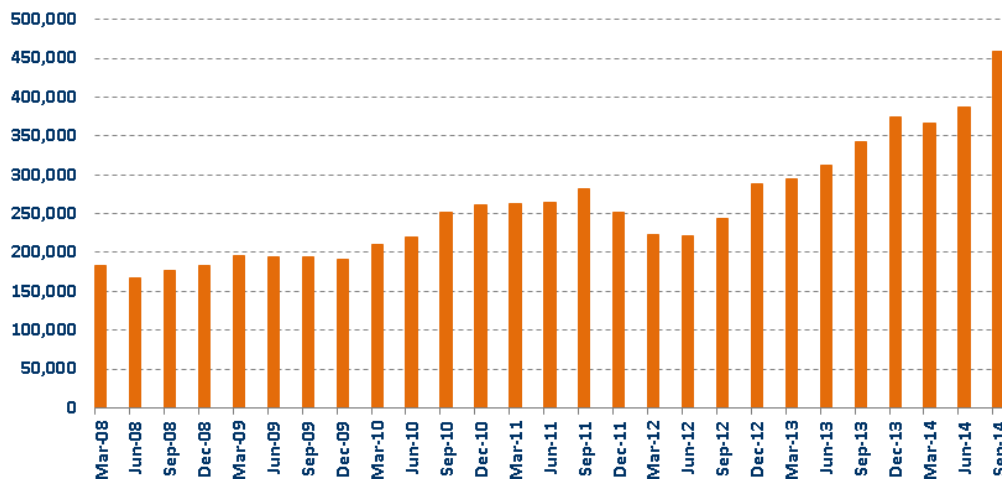


Figure 10: Stock of pending cases at the end of each quarter

Source: Eurostat data as of 08.01.2015¹⁹

Germany (190 520), Sweden (47 715) and Greece (41 535) were the EU+ countries with the highest stock of pending cases at the end of September 2014.

The highest relative increase in pending cases in the third quarter was registered in Denmark (+166 %). This is almost entirely due to the increase in the caseload for Eritrean and Syrian applicants, since Denmark received large numbers of applicants from both citizenships for the first time during the summer of 2014.

As a result of the increased demand for international protection during the quarter, several EU+ countries registered significant²⁰ increases in their stock of pending cases compared to three months earlier. The 150 % increase in Hungary is due to a large increase in the number of Kosovars and Syrians applying there in September. None of the MS reporting a drop in their stock of pending cases compared to the situation at end of June 2014 were significant in terms of absolute numbers.

¹⁸ The stock of pending cases indicator gives a snapshot of the number of persons who lodged an application for international protection which is still under consideration by the responsible national authority at the end of the reference period.

¹⁹ At the time of writing, all pending cases data for 2014 in Austria were not available. Also, no data have been available for pending cases for an extended period from Cyprus from May 2011- 2014 (excluding December 2012) and the Netherlands for the entire period 2012-2014.

²⁰ More than 15% and 250 cases

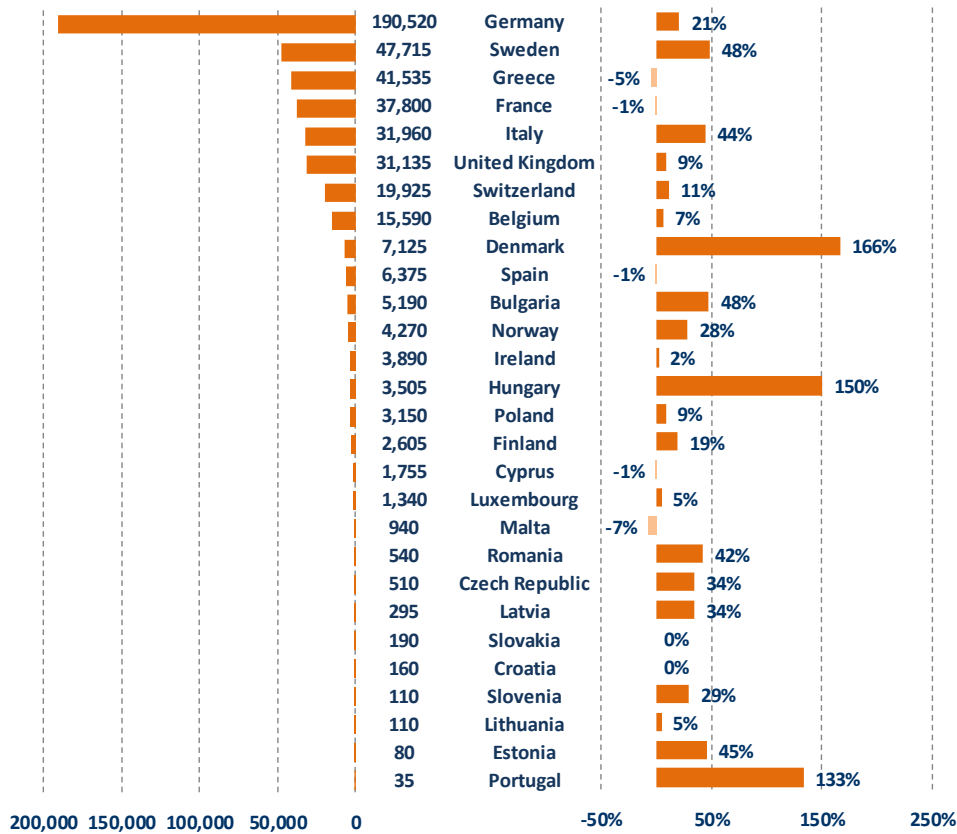


Figure 12: Stock of pending cases as of 30th September 2014 and percentage change in pending cases from 30th June 2014 to 30th September 2014 by reporting EU+ country
 Source: Eurostat login: 08.01.2015²¹

The top ten citizenships of applicants awaiting a decision in the EU+ have remained the same since the beginning of the year. However, the ranking has changed between the end of each quarter, reflecting the latest trends in the number of asylum applicants and decisions issued. Comparing the end of September to the end of June, Eritreans moved from the fourth to the second highest position, while Iraqis rose from tenth to eighth.

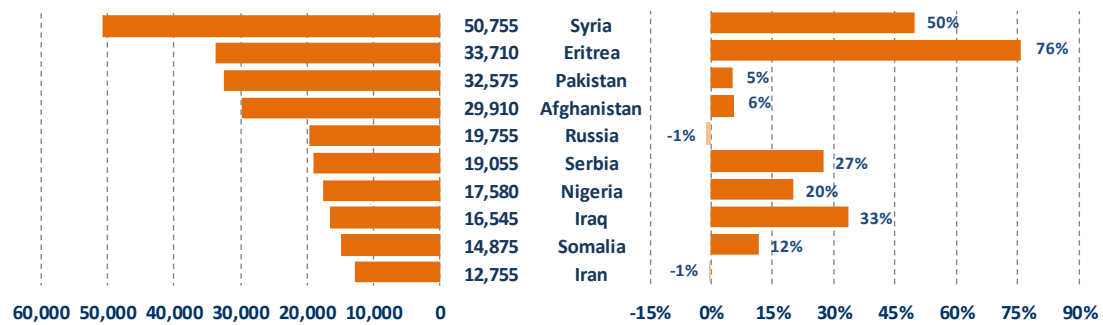


Figure 11: Stock of pending cases as of 30th September 2014 and percentage change in pending cases from 30th June 2014 to 30th September 2014 by main countries of origin
 Source: Eurostat data as of 08.01.2015

²¹ Data on the stock of pending cases not available for the Austria, Belgium, Cyprus and Netherlands

The bar chart above shows the percentage changes in the stock of pending applications between Q2 2014 and Q3 2014 for the top ten citizenships recorded in Q3 2014. With the exception of applicants from Somalia and Iran, which remained almost unchanged, the number of pending cases for applicants of all other main nationalities grew compared to the end of June.

With more than 50 000 applicants awaiting a decision, **Syrians** ranked first for the second consecutive quarter and also experienced the second strongest relative growth (+50 %), confirming once again the current importance of this flow in European asylum systems. The number of pending cases of **Eritrean** citizens at the EU+ level increased during the third quarter by 76 %, showing that the efforts at the decision-making level over the same period (+62 % decisions) were not enough to deal with such high levels of asylum applicants. For both caseloads, Germany, Sweden and Switzerland had the highest share of pending cases.

The sharp increase in **Iraqi** applicants resulted in the third largest relative change in pending cases (+33 %). Germany, Sweden and Greece are the three EU+ countries responsible for the majority of such cases.

Section 3: Key trends in focus

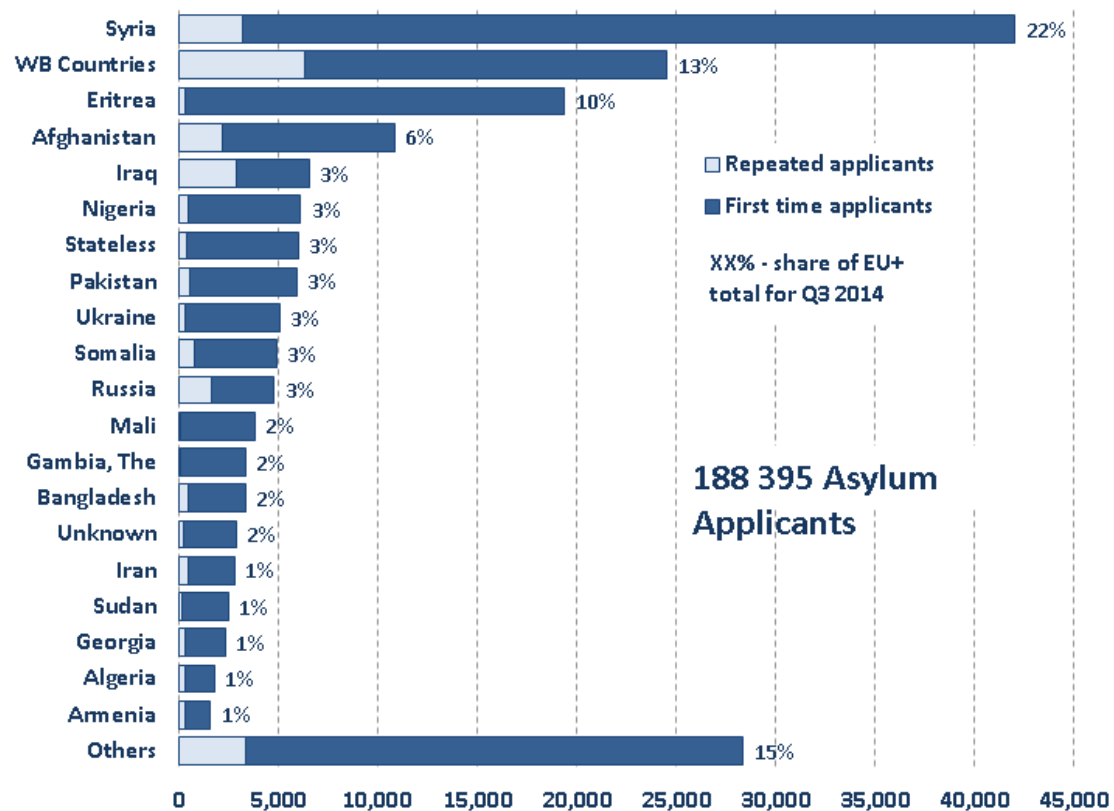


Figure 13: Main citizenships of asylum applicants in the EU+, Q3 2014

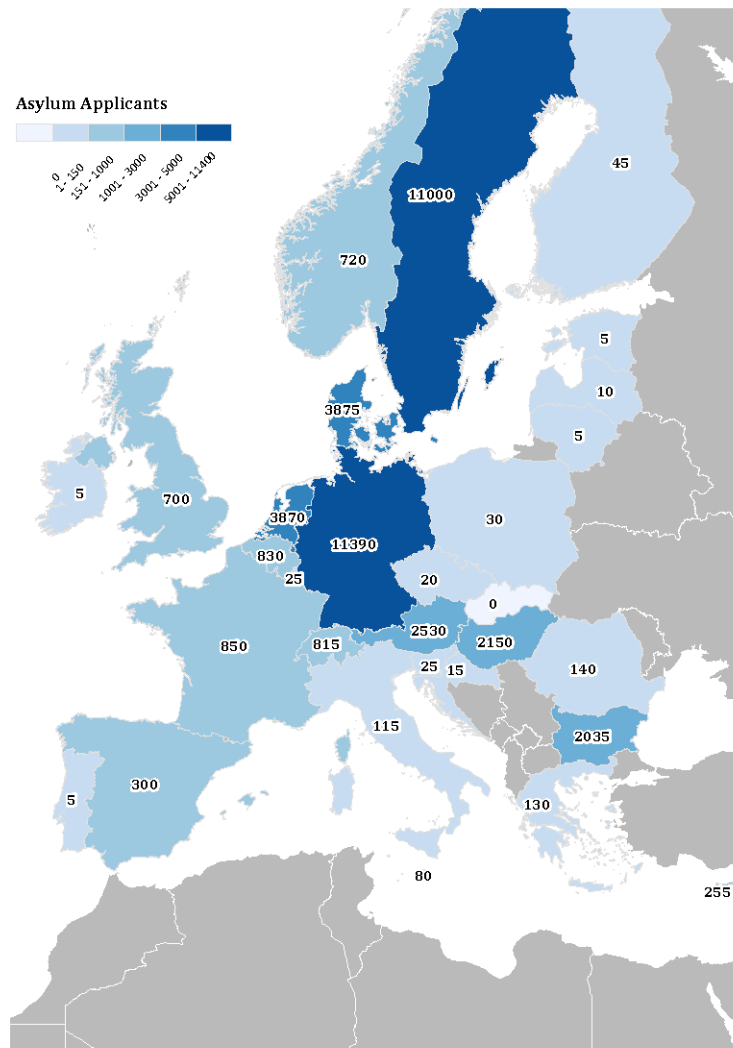
Source: Eurostat login: 08.01.2015

Syria

Syrian applicants continued to be the largest single citizenship of applicants in the EU+ and, with 42 000 persons recorded in Q3 2014, they largely outnumbered all other groups of applicants, including those from the Western Balkan countries. More than 3 million Syrians are registered by UNHCR as persons in need of international protection in the Western Asia region. Still, in a comparison of overall figures, the 42 000 applicants in the EU+ would represent 26 % of the 161 000 Syrians newly registered by UNHCR over the third quarter of 2014²². In previous quarters, this share has always been below 10% so, in Q3, a larger proportion of those having fled Syria came to the EU than in previous quarters.

The number of Syrian applicants increased by 76 % compared to the previous quarter, representing the largest relative quarterly increase in the last two years. The summer months were characterised by very high levels of applicants for international protection, which culminated in more than 17 000 Syrian applicants in September alone. By comparison, in June the figure was 9 500.

²² <http://data.unhcr.org/syrianrefugees/regional.php>



Map 2: Distribution of Syrian asylum applicants in EU+, Q3 2014

Source: Eurostat data as of 08.01.2015

As shown in map 2, in the third quarter of 2014 the largest share of Syrian applicants (53 % of the EU+ total) continued to be registered in Germany and Sweden. However this share diminished from the 62 % recorded in the second quarter. Syrians applied in all EU+ countries during the summer of 2014 and were in the top three citizenships of applicants for 21 EU+ states compared to 19 in the second quarter.

As figure 13 shows, all main destination countries, with the exception of Switzerland, recorded a rise in the number of Syrian applicants during the third quarter. The distribution was slightly more even across EU+ countries than the previous quarter. Fourteen countries experienced quarter-on-quarter growth of more than 10 %, while for six the number of Syrian applicants more than doubled. The surge was particularly marked in Denmark and Hungary, where the number quadrupled between the two last quarters. After falling for two quarters, the number of Syrians applying for international protection in Bulgaria rose by 163 % and almost totalled the peak of Q3 2013. In Belgium and Austria, the growth was +118 % and +107 %, respectively.

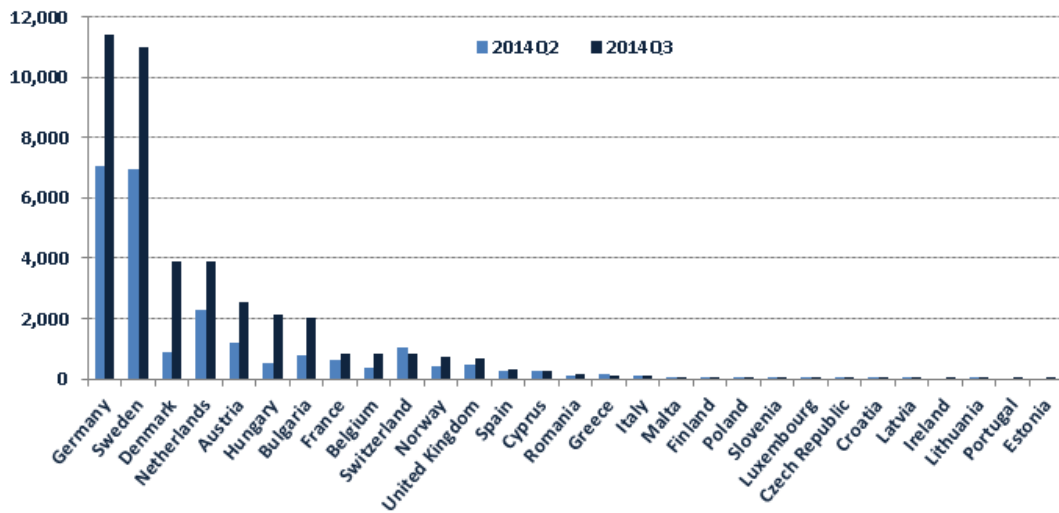


Figure 14: Distribution of Syrian asylum applicants in the EU+, 2nd and 3rd quarter 2014
 Source: Eurostat data as of 08.01.2015

Italy and Greece reported less Syrian applicants for asylum despite large numbers of detections of illegal border crossings of these nationalities by sea from Libya or by sea or land from Turkey²³.

Given the ongoing armed conflict in Syria, the continued outflow of persons seeking protection and the large numbers of Syrians already displaced in neighbouring countries such as Lebanon, Jordan, Turkey and Egypt since the conflict began, the movement of Syrian applicants towards EU+ countries is likely to continue.

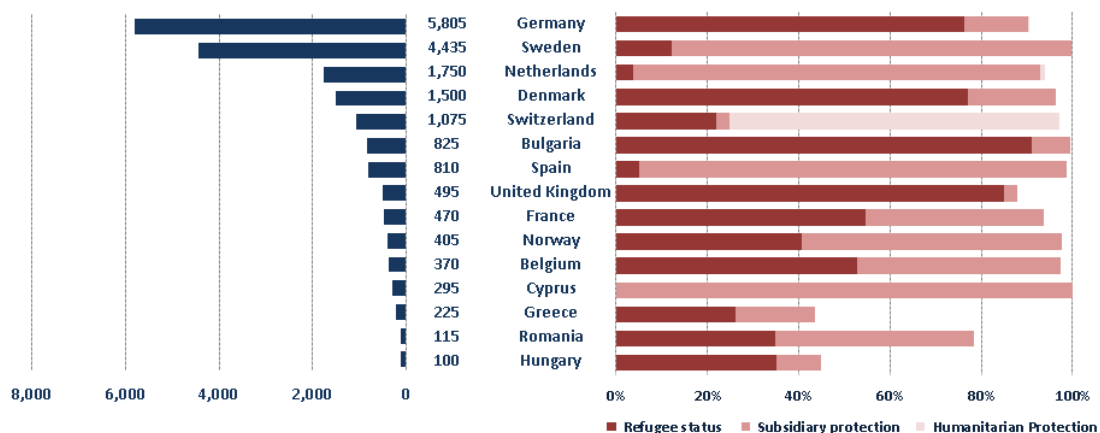


Figure 15: First instance decisions and type of decisions issued in the EU+ on Syrians; only countries that issued more than 100 decisions in Q3 2014 are displayed;
 Source: Eurostat data as of 08.01.2015

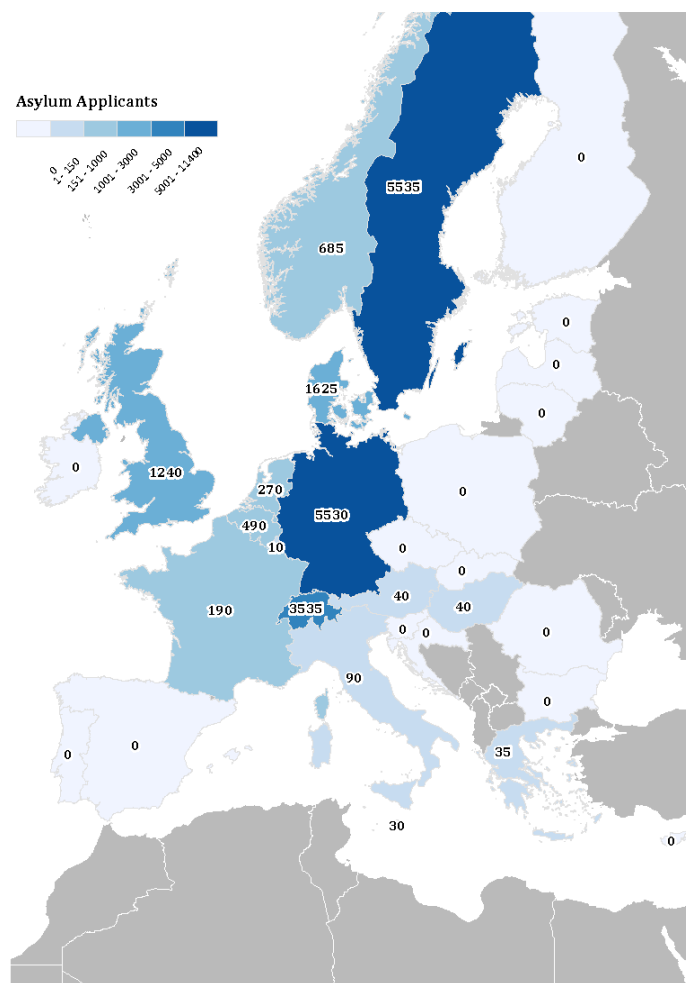
²³ http://frontex.europa.eu/assets/Publications/Risk_Analysis/Fran_Q2_2014.pdf

As shown in figure 15, the type of protection granted by EU+ countries to Syrians in the third quarter varies substantially among the main receiving countries. While the United Kingdom, Germany, Denmark and Bulgaria mainly grant refugee status, Sweden, the Netherlands, Spain and Cyprus more often grant Syrians subsidiary protection status. Switzerland is the only EU+ country where most first instance decisions issued to Syrians led to humanitarian protection. In France, Norway, Belgium and Romania, protection granted is more evenly split between refugee status and subsidiary protection.

At the end of September 2014, the stock of pending cases for Syrian applicants in the EU+ countries was of 55 775 persons, representing the largest single nationality caseload recorded in the EU+ countries since 2008 and a 50 % increase compared to the end of September. At the level of individual EU+ countries, the stock of pending cases reflected the changes in the number of applicants: the stock of pending Syrian cases grew in Denmark (+463 %), Hungary (+297 %) and Bulgaria (+108 %).

Eritrea

For the second consecutive quarter, Eritreans were the third largest citizenship of applicants in the EU+, reaching more than 19 000 applicants for international protection and accounting for 10 % of the EU+ total in the third quarter of 2014. Despite the significant share of the EU+ total, applications by Eritreans remained concentrated in a small number of EU+ countries in northern Europe.



Map 3: Distribution of Eritrean asylum applicants in EU+, Q2 2014

Source: Eurostat data as of 08.01.2015

After the huge growth of the second quarter, when EU+ countries registered a 263 % increase in the number of applicants from Eritrea, during the summer EU+ states once again experienced a further rise (+36 %) and the number of Eritrean applicants reached a new quarterly high (19 345). July 2014 marked the peak with more than 8 000 applicants after which applications fell with September at the same level as June. Compared to the same quarter in 2013, which constituted the peak quarter in 2013, the growth was more than 150 %.

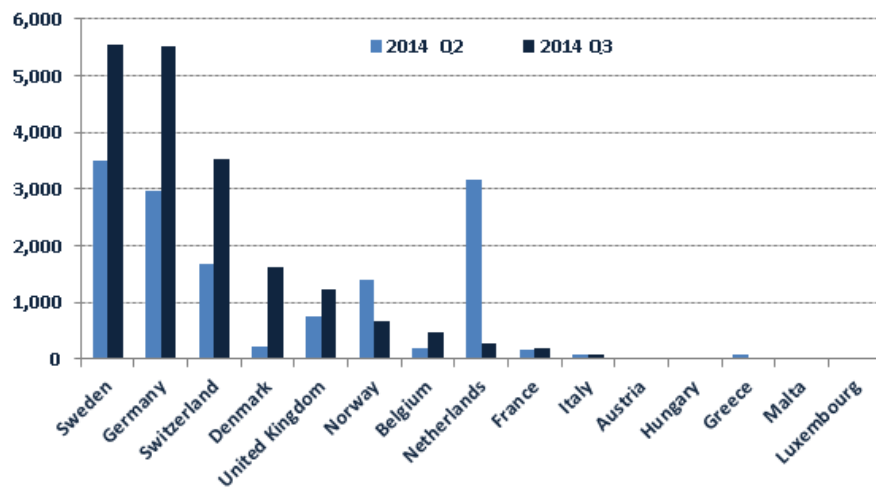


Figure 16: Distribution of Eritrean asylum applicants in EU+, 2nd and 3rd quarter 2014
 Source: Eurostat login: 08.01.2015

Sweden, Germany and Switzerland remained the main destination countries for Eritreans and attracted 75 % of the total flow at EU+ level, a higher share than last quarter, when the three combined accounted for 57 %. After a big spike in the second quarter, the number of Eritreans applying in the Netherlands dropped back to usual levels. The opposite occurred in Denmark, where Eritrean applications for international protection totalled 1 625, from an average of 30 per quarter over the last three years.

As reported in the previous *EASO Quarterly Asylum Report Q2*, to some extent the increase was due to regional policy changes (in, for example, Saudi Arabia and Israel) but outflows from Eritrea also significantly increased in Q3²⁴. Eritreans tend to travel first to Libya, where organised human smuggling and trafficking networks operate, before entering the EU+ in Italy, where they did not apply for international protection.

The ratio of all positive first instance decisions issued in the EU+ to Eritreans to the number of Eritrean applicants for international protection was 91 % during Q3 2014. This marks the highest quarterly recognition rate for Eritreans during 2014 and is higher than the 78 % rate registered over all of 2013²⁵.

In contrast to the case of Syrian applicants, the form of protection most granted by EU+ countries to Eritreans is quite similar across EU+ countries, as shown in Figure 16, with refugee status the most common type of protection. Still, some EU+ countries stand out with significantly lower recognition rates, confirming the specificity of each case but also highlighting the possible differences in the interpretation of the situation in Eritrea among EU+ countries. In Germany and Denmark, it is worth stressing the low number of decisions compared to the number of asylum applicants.

²⁴ Info received from UNHCR, EASO Practical Cooperation meeting on Eritrea, 15-16 October 2014.

²⁵ As explained already this may be the consequence of the change in the reporting rejections to Eurostat, c.f. footnote 6

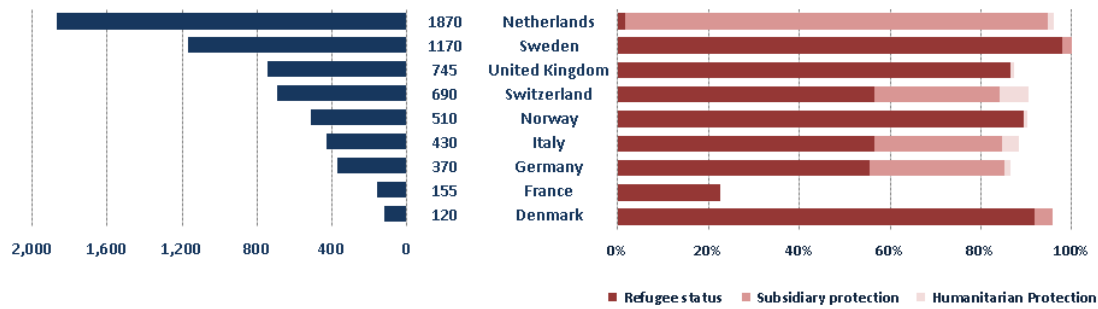


Figure 17: First instance decisions and type of decisions issued in the EU+ on Eritreans; only countries that issued more than 100 decisions in Q3 2014 are displayed);

Source: Eurostat data as of 08.01.2015

By the end of September 2014, there were 33 710 pending cases at first instance for Eritrean applicants in the EU+. Compared to the situation at the end of June, this constitutes a 76 % increase in the number of pending cases registered, reflecting the increase in the number of applicants and the pace at which such a caseload is processed. Of the all pending cases related to Eritrean applicants, 80 % were in three main destination EU+ countries: Germany (12 565), Sweden (8 040) and Switzerland (6 360).

Western Balkans

In line with the trend in recent years, during the summer of 2014, EU+ countries experienced a rise the number of Western Balkan nationals (WB) applying for asylum. After two quarters of decline, the total number of applicants from the WB rebounded to almost 25 000 (+56 %), a new quarterly high that represented 13% of the EU+ total.

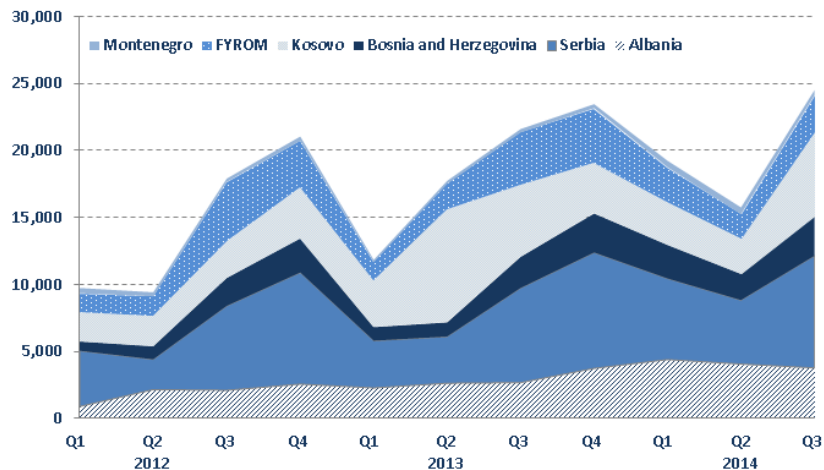


Figure 18: Western Balkan applicants in EU+ countries since 2012, quarterly trend

Source: Eurostat data as of 08.01.2015

In particular, a large proportion (82 %) of the increase in WB applicants to EU+ was due to Serbian and Kosovar applicants. The number of Serbs applying in the EU+ reached 8 370 (+75 %) and the vast majority continued to apply almost exclusively in Germany (89 % of the Serbs applying in the EU+).

The number of Kosovar applicants rose by 134 % in the EU+ after four consecutive quarters of decline. The increase in Kosovar applicants concerned primarily Hungary. In all other EU+ countries, the number of applicants from this nationality in Q3 2014 remained at a level virtually unchanged from previous quarters. Hungary faced a large number of applicants in September, amounting to 73 % of the total number of Kosovars applying in the quarter. Hungary experienced comparable levels (more than 2 000 applicants per quarter) only once before, in Q2 2013. The proximity to the WB countries is also an important factor when analysing the sudden rise in applications in Hungary, since Kosovar citizens are the only nationality out of six WB countries not benefiting from the visa-free regime when entering the EU. Kosovars who do not have a Serbian biometric passport and who are apprehended illegally crossing the Serbian-Hungarian external land border usually lodge an asylum claim to avoid return to Serbia (a readmission agreement allows for third country nationals who do not comply with the entry or residence conditions in an EU country into which they have entered directly from Serbia to be sent back to Serbia). Following this, most then abscond from open reception centres (implicitly withdrawing their application) and it is presumed that they continue their journey to western and northern European countries²⁶.

²⁶ Dublin data from Eurostat for 2013, for example, shows over 7,000 accepted transfer requests made by Germany to Hungary.

The number of applicants for international protection from Bosnia and the Former Yugoslav Republic of Macedonia (FYROM) also grew in Q3 2013 (+50 % and +56 % compared to Q2 2014). As in the case of Serbs, they lodged their applications almost solely in Germany (90 % and 89 % of the respective totals).

Conversely, in Q3 2014, the number of Albanians and Montenegrins applicants declined by 7 % and 23 % respectively. The number of Albanians applying in the EU+ decreased for the second consecutive quarter. Throughout the year, Albanian applicants shifted from applying in France to Germany, possibly because Albania was included in France's safe country of origin list²⁷.

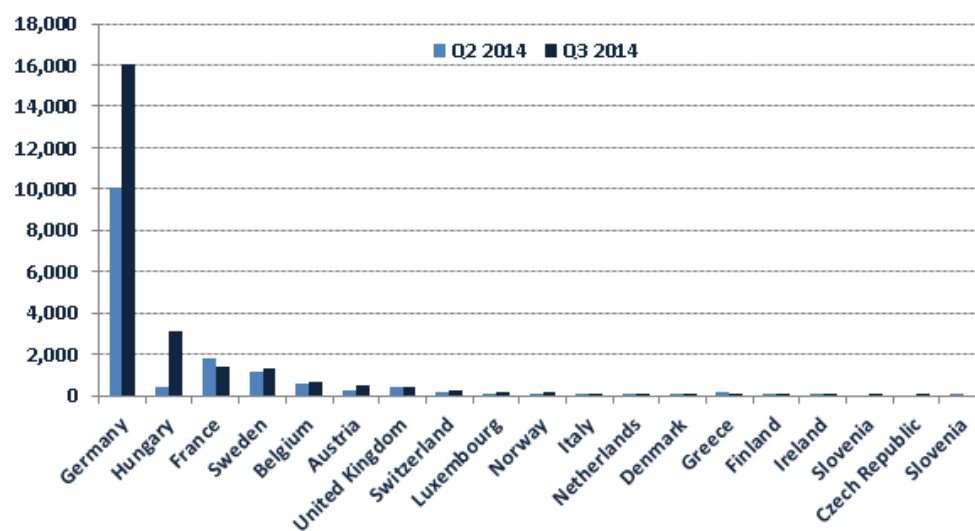


Figure 19: Distribution of Western Balkan asylum applicants in the EU+, Q2 and Q3 2014

Source: Eurostat login: 08.01.2015

With regard to applicants from Western Balkan countries, there seems little change from what was highlighted in EASO's report on *Asylum applicants from the Western Balkans: Comparative analysis of trends, push-pull factors and responses report on the region*²⁸. Asylum seekers from this region consist mainly of Roma from Serbia and FYROM and Albanians from Albania and Kosovo. The most important push factors behind the decision of some WB citizens to claim asylum in the EU+ are the social problems of specific groups which are closely linked — especially in the case of Roma — to unemployment and poverty. The principal pull factors determining the choice of destination country are mainly economic.

In the EU+, during the third quarter, 94% of first instance decisions issued on applications lodged by nationals of WB countries had a negative outcome. This rejection rate mirrors the 96% rate registered over 2013.

²⁷<http://www.legifrance.gouv.fr/affichTexte.do?cidTexte=JORFTEXT000028396968>

²⁸<http://easo.europa.eu/wp-content/uploads/BZ0213708ENC.pdf>

In the third quarter of 2014, Germany, France and Sweden issued 80 % of all decisions on nationals from WB countries; the figures below display the rejection rates for citizens of WB countries in the EU+. Compared to Germany and Sweden, where the rejection rate is more than 95 %, the recognition rate of WB applicants increased in France. Generally, the recognition rate is quite low in most EU+ countries, with Switzerland and Italy standing out for having granted some type of protection, mainly humanitarian, in more than half of the decisions issued to WB applicants in the third quarter.

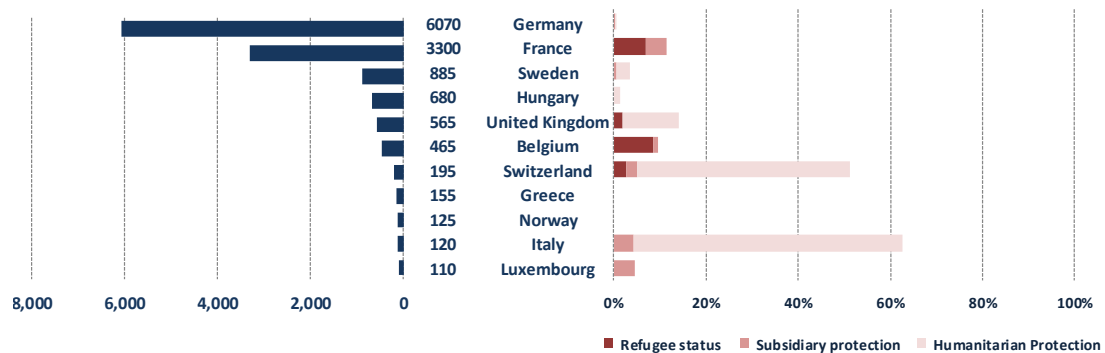


Figure 20: First instance decisions and type of decisions issued in the EU+ on Western Balkan;

Source: Eurostat data as of 08.01.2015

At the end of September 2014, more than 55 000 applicants from the Western Balkan countries were still awaiting a final decision on their cases in the EU+, an increase of 18 % compared to the end of June. As a consequence of the high number of applicants in recent quarters, Germany is responsible for more than 70 % of these pending cases, followed by France and Sweden, with 10 % and 6 % respectively.

Annex I – Statistical overview

Overview of asylum applicants, withdrawn applications and pending cases registered in the EU+ by main citizenship, 2013 Q2-2014 Q3

	2013			2014			2014Q3		Share in EU+	Sparkline
	Q2	Q3	Q4	Q1	Q2	Q3	% change ¹ on last year	% change ¹ on prev. qtr		
Asylum applicants	112 935	128 500	131 845	119 060	135 675	188 395	↗ + 47	↗ + 39		
Syria	8 755	14 815	20 660	19 190	23 815	41 975	↗ + 183	↗ + 76	22	
Eritrea	2 445	7 570	7 560	3 935	14 270	19 345	↗ + 156	↗ + 36	10	
Afghanistan	6 545	6 695	8 105	8 765	7 220	10 815	↗ + 62	↗ + 50	5.7	
Serbia	3 485	7 065	8 650	6 050	4 770	8 370	↗ + 18	↗ + 75	4.4	
Iraq	2 495	3 190	3 140	2 925	3 325	6 550	↗ + 105	↗ + 97	3.5	
Kosovo	8 420	5 355	3 820	3 210	2 685	6 270	↗ + 17	↗ + 134	3.3	
Nigeria	3 240	3 645	3 810	3 645	4 960	6 100	↗ + 67	↗ + 23	3.2	
Stateless	1 245	3 935	3 975	2 015	3 395	5 960	↗ + 51	↗ + 76	3.2	
Pakistan	6 070	5 855	4 825	5 225	4 960	5 930	↔ + 1	↗ + 20	3.1	
Ukraine	240	280	270	985	2 580	5 080	↗ + 1 714	↗ + 97	2.7	
Other	48 075	49 125	57 885	59 260	55 485	72 000	↗ + 47	↗ + 30	38	
Withdrawn applications	8 120	9 720	8 315	10 555	13 045	14 765	↗ + 52	↗ + 13		
Afghanistan	465	475	390	1 430	1 490	1 880	↗ + 296	↗ + 26	1.3	
Syria	325	335	500	1 030	915	1 475	↗ + 340	↗ + 61	10	
Russia	580	1 420	1 265	1 450	1 215	1 355	↔ - 4.6	↗ + 12	9.2	
Kosovo	200	540	275	265	350	1 340	↗ + 148	↗ + 283	9.1	
Pakistan	600	810	445	380	700	670	↘ - 17	↔ - 4.3	4.5	
Serbia	395	375	360	540	600	665	↗ + 77	↗ + 11	4.5	
Georgia	315	330	335	495	605	570	↗ + 73	↘ - 5.8	3.9	
Nigeria	205	235	235	210	370	360	↗ + 53	↔ - 2.7	2.4	
Iraq	280	250	255	215	365	340	↗ + 36	↘ - 6.8	2.3	
Albania	130	140	155	210	345	315	↗ + 125	↘ - 8.7	2.1	
Other	4 600	4 635	5 000	4 080	3 870	5 795	↗ + 25	↗ + 50	39	
Pending cases	311 515	342 750	375 020	365 695	387 135	458 355	↗ + 34	↗ + 18		
Syria	17 000	22 440	28 935	28 870	33 885	50 755	↗ + 126	↗ + 50	+ 11	
Eritrea	6 775	10 560	13 265	12 035	19 165	33 710	↗ + 219	↗ + 76	7.4	
Pakistan	31 215	29 690	31 800	31 390	30 955	32 575	↗ + 10	↗ + 5.2	7.1	
Afghanistan	33 780	32 500	34 330	28 950	28 305	29 910	↘ - 8.0	↗ + 5.7	6.5	
Russia	24 870	27 580	25 300	20 590	20 005	19 755	↘ - 28	↔ - 1.2	4.3	
Serbia	8 205	10 855	14 930	15 020	14 955	19 055	↗ + 76	↗ + 27	4.2	
Nigeria	9 400	10 380	11 700	12 470	14 625	17 580	↗ + 69	↗ + 20	3.8	
Iraq	12 035	12 250	13 150	12 400	12 400	16 545	↗ + 35	↗ + 33	3.6	
Somalia	9 890	12 130	12 755	12 275	13 340	14 875	↗ + 23	↗ + 12	3.2	
Iran	13 450	13 425	13 975	13 070	12 825	12 755	↔ - 5.0	↔ - 0.5	2.8	
Other	136 340	144 895	160 940	174 880	182 390	210 840	↗ + 46	↗ + 16	46	

Source: Eurostat data as of 08.01.2015

Note:

- 1) In case of missing data in the quarter under review, rate of changes are calculated excluding the not reporting countries.
- 2) Kosovo: this designation is without prejudice to positions on status, and is in line with UNSCR 1244.
- 3) FYROM: the Former Yugoslav Republic of Macedonia.

Overview of first instance decisions issued in the EU+ by main citizenship, 2013 Q2-2014 Q3

	2013			2014			2014Q3		Share in EU+	Sparkline
	Q2	Q3	Q4	Q1	Q2	Q3	% change ¹ on last year	% change ¹ on prev. qtr		
Total Decisions	84 870	89 140	102 715	89 435	88 480	92 830	⇒ +4.1	⇒ +4.9		
Refugee Status	13 995	13 930	16 515	19 345	20 300	23 840	↗ +71	↗ +17		
Syria	2 090	2 505	3 835	6 055	6 710	8 455	↗ +238	↗ +26	35	
Eritrea	1 520	1 605	2 620	3 115	2 465	3 345	↗ +108	↗ +36	14	
Afghanistan	1 260	1 250	1 270	1 125	1 360	1 550	↗ +24	↗ +14	6.5	
Iran	1 490	1 385	1 235	1 160	1 180	1 305	↘ -5.8	↗ +11	5.5	
Iraq	920	790	630	910	780	1 005	↗ +27	↗ +29	4.2	
Stateless	320	335	605	595	770	860	↗ +157	↗ +12	3.6	
Sri Lanka	480	365	375	400	480	830	↗ +127	↗ +73	3.5	
Somalia	945	855	835	730	745	610	↘ -29	↘ -18	2.6	
Pakistan	525	660	515	405	475	575	↘ -13	↗ +21	2.4	
Unknown	85	80	190	350	580	555	↗ +594	⇒ -4.3	2.3	
Other	4 360	4 100	4 405	4 500	4 755	4 750	↗ +16	⇒ -0.1	20	
Subsidiary protection	10 575	10 215	15 850	15 435	12 820	16 315	↗ +60	↗ +27		
Syria	5 245	5 115	7 795	8 265	6 630	8 490	↗ +66	↗ +28	52	
Eritrea	750	865	1 320	830	605	2 210	↗ +155	↗ +265	14	
Afghanistan	1 410	1 235	1 175	1 040	1 080	1 210	⇒ -2.0	↗ +12	7.4	
Stateless	445	715	2 385	1 790	1 130	970	↗ +36	↘ -14	5.9	
Somalia	935	750	1 335	920	875	725	⇒ -3.3	↘ -17	4.4	
Iraq	380	350	340	395	415	530	↗ +51	↗ +28	3.2	
China	60	40	45	220	300	280	↗ +600	↘ -6.7	1.7	
Pakistan	100	100	140	235	215	275	↗ +175	↗ +28	1.7	
Nigeria	40	70	80	265	185	175	↗ +150	↘ -5.4	1.1	
Albania	20	35	85	165	110	115	↗ +229	⇒ +4.5	0.7	
Other	1 190	940	1 150	1 310	1 275	1 335	↗ +42	⇒ +4.7	8.2	
Humanitarian protection	4 675	4 395	4 750	5 970	6 295	5 870	↗ +34	↘ -6.8		
Afghanistan	985	755	665	840	945	925	↗ +23	⇒ -2.1	16	
Syria	105	190	510	1 010	1 040	825	↗ +334	↘ -21	14	
Nigeria	195	215	190	305	295	480	↗ +125	↗ +63	8.2	
Mali	25	200	210	375	430	470	↗ +135	↗ +9.3	8.0	
Gambia, The	150	70	55	195	275	325	↗ +364	↗ +18	5.5	
Pakistan	130	170	225	255	300	290	↗ +71	⇒ -3.3	4.9	
Senegal	35	35	55	100	195	255	↗ +629	↗ +31	4.3	
Somalia	770	885	1 010	805	455	195	↘ -78	↘ -57	3.3	
Iraq	230	225	255	200	210	170	↘ -24	↘ -19	2.9	
Egypt	35	60	65	135	140	135	↗ +125	⇒ -3.6	2.3	
Other	2 015	1 590	1 510	1 750	2 010	1 800	↗ +13	↘ -10	31	
Rejected	55 625	60 600	65 600	48 685	49 065	46 805	↘ -23	⇒ -4.6		
Serbia	2 630	4 355	5 525	5 025	3 625	3 435	↘ -21	↘ -5.2	7.3	
Albania	1 095	2 050	2 930	3 005	3 770	3 135	↗ +53	↘ -17	6.7	
Kosovo	2 505	2 830	4 120	2 750	2 555	2 790	⇒ -1.4	↗ +9.2	6.0	
Pakistan	3 950	3 960	3 615	3 090	3 035	2 620	↘ -34	↘ -14	5.6	
Russia	3 925	8 175	7 470	2 500	2 250	2 310	↘ -72	↗ +2.7	4.9	
Nigeria	2 540	2 260	2 060	1 710	1 810	2 040	↘ -10	↗ +13	4.4	
Afghanistan	3 000	2 775	2 630	1 765	2 045	1 570	↘ -43	↘ -23	3.4	
Congo (DR)	1 680	1 475	1 205	1 110	1 480	1 560	↗ +5.8	↗ +5.4	3.3	
Georgia	1 370	1 540	2 070	1 720	1 680	1 405	↘ -8.8	↘ -16	3.0	
Bangladesh	2 020	1 975	1 945	1 915	1 615	1 400	↘ -29	↘ -13	3.0	
Other	30 910	29 205	32 030	24 095	25 200	24 540	↘ -16	⇒ -2.6	52	

Source: Eurostat data as of 08.01.2015

Note:

- 1) In case of missing data in the quarter under review, rate of changes are calculated excluding the not reporting countries.
- 2) Kosovo: this designation is without prejudice to positions on status, and is in line with UNSCR 1244.
- 3) FYROM: the Former Yugoslav Republic of Macedonia.

Annex II – List of Abbreviations

EASO	European Asylum Support Office
EPS	Early Warning and Preparedness System
EU	European Union
EU+	European Union Member States plus Norway and Switzerland
Frontex	European Agency for the Management of Operational Cooperation at the External Borders of the Member States of the European Union
FYROM	the Former Yugoslav Republic of Macedonia
UN	United Nations
UNHCR	United Nations High Commissioner for Refugees
WB	Western Balkan countries - Albania, Bosnia and Herzegovina, FYROM, Kosovo (this designation is without prejudice to positions on status, and is in line with UNSCR 1244), Montenegro, and Serbia