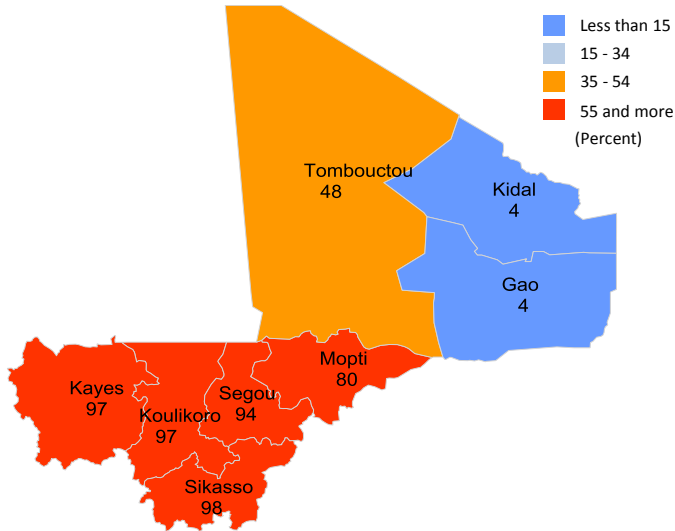
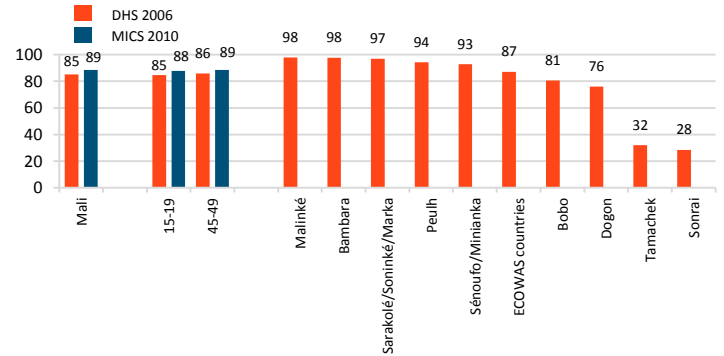


Prevalence of Female Genital Mutilation/Cutting (FGM/C) among Women Aged 15-49

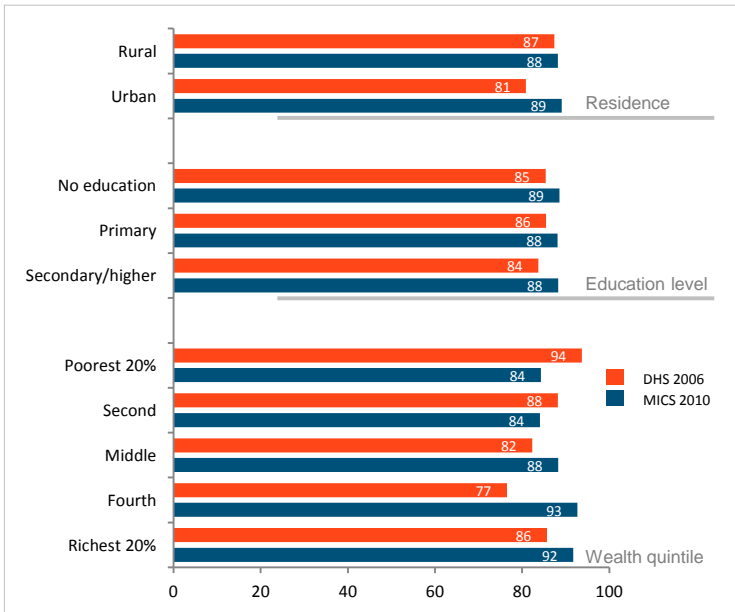


Levels: currently, **89%** of women aged 15-49 in Mali have undergone some form of FGM/C

Trends: prevalence of FGM/C has increased by **4%** between 2006 and 2010; FGM/C is less common among girls 15-19 than women 45-49

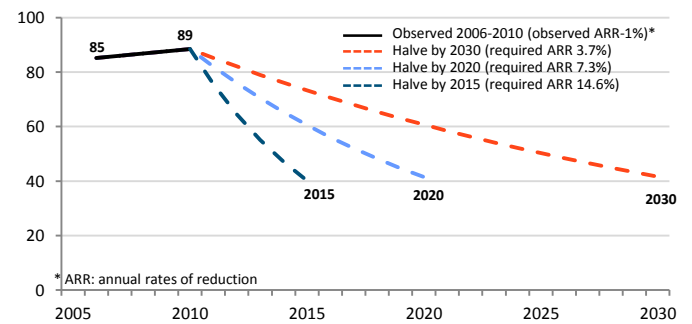


Inequalities: Human rights violations affect women and girls differently. Girls who are the least educated are at the greatest risk of FGM/C.

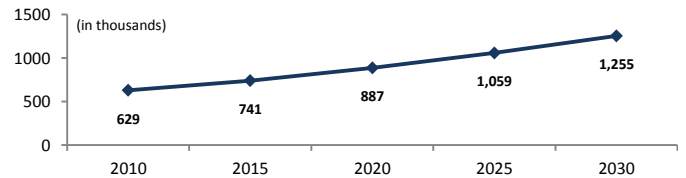


Projections

To meet the target of reducing the FGM/C rate by half, more intensive interventions and resources are needed

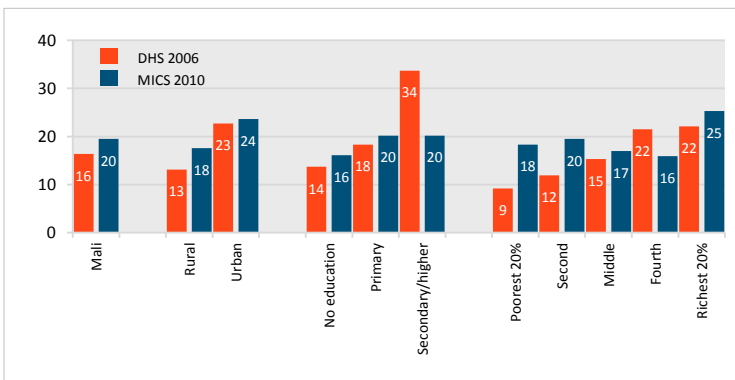


If present trends continue, 1,255,000 girls born between 2010-2015 will experience FGM/C by 2030



Opposition to FGM/C

About 20 percent of women believe FGM/C should be discontinued



Key Indicators

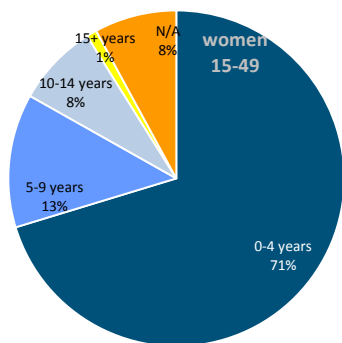
Population size, female age 15-49 (in thousands), 2010	3,081	World Population Prospects 2012
Prevalence of FGM/C among women 15-49 (%)	89	MICS 2010
Prevalence of FGM/C among girls 15-19 (%)	88	MICS 2010
Ethnic group with the highest prevalence in the country (%)	98	MICS 2010
Existence of national policies and laws banning FGM/C; Year passed	Making progress	FGM/C programme data

FGM/C among Young Girls

Data not available

Age at FGM/C

More than **two thirds** of the women who have undergone FGM/C were cut before age 5

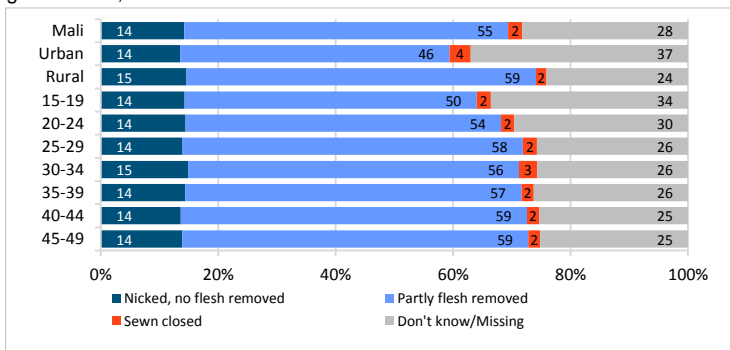


Data not available

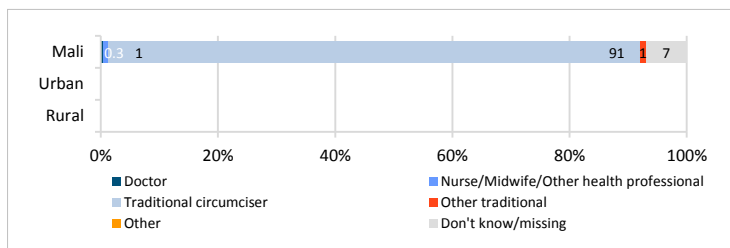
Data not available

Type of FGM/C and Performers of FGM/C

More than half of girls and women who have undergone FGM/C have had their genitalia cut, with some flesh removed

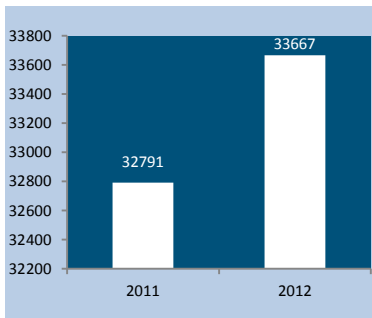


FGM/C is essentially performed by traditional circumcisers (more than 90%)

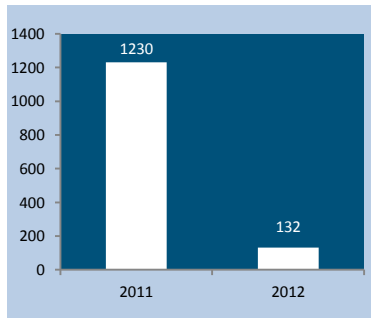


Monitoring the UNFPA-UNICEF Joint Programme on FGM/C

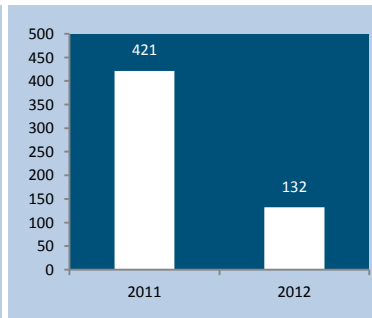
Community leaders and stakeholders committed to FGM/C abandonment



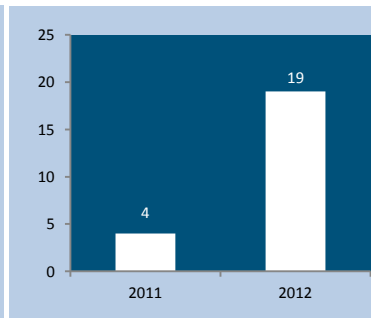
Religious leaders that make public declarations delinking FGM/C from religion



Cumulative number of villages declaring the abandonment of FGM/C



Health facilities integrating FGM/C prevention in their antenatal and postnatal care



Source: FGM/C Programme data 2012