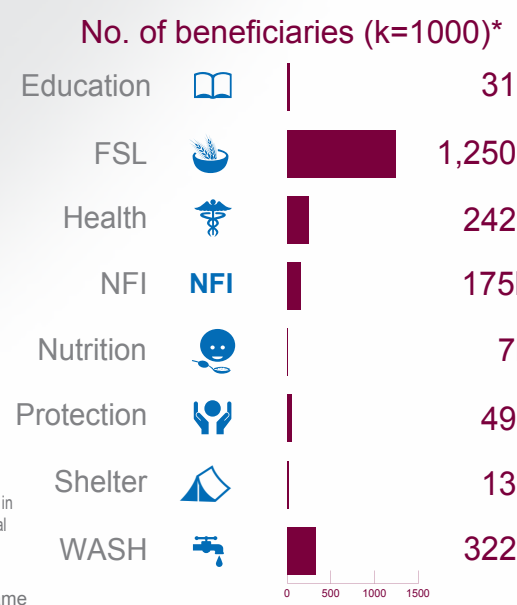

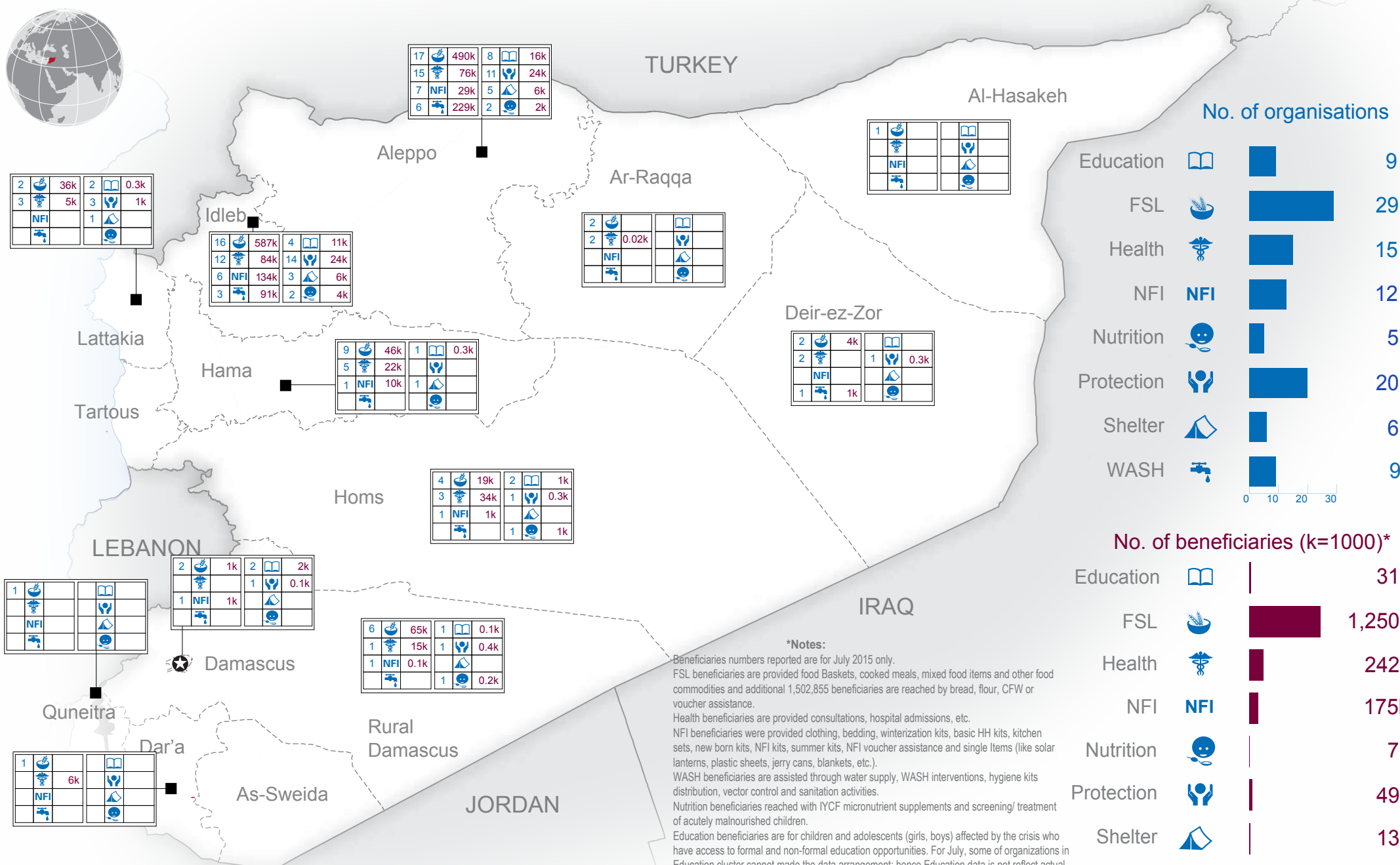


# SYRIAN ARAB REPUBLIC: Cross-Border Humanitarian Reach and Activities from Turkey

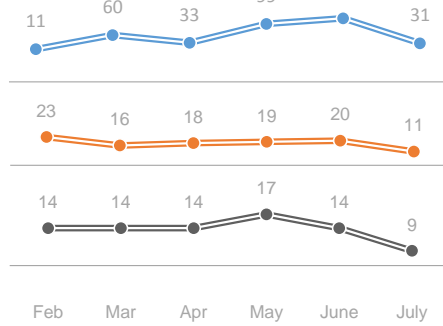
July 2015



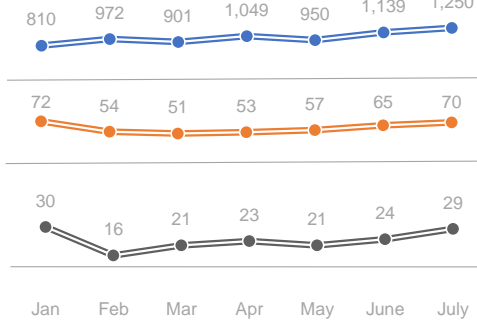
**\*Notes:**  
 Beneficiaries numbers reported are for July 2015 only.  
 FSL beneficiaries are provided food Baskets, cooked meals, mixed food items and other food commodities and additional 1,502,855 beneficiaries are reached by bread, flour, CFW or voucher assistance.  
 Health beneficiaries are provided consultations, hospital admissions, etc.  
 NFI beneficiaries were provided clothing, bedding, winterization kits, basic HH kits, kitchen sets, new born kits, NFI kits, summer kits, NFI voucher assistance and single Items (like solar lanterns, plastic sheets, jerry cans, blankets, etc.).  
 WASH beneficiaries are assisted through water supply, WASH interventions, hygiene kits distribution, vector control and sanitation activities.  
 Nutrition beneficiaries reached with IYCF micronutrient supplements and screening/ treatment of acutely malnourished children.  
 Education beneficiaries are for children and adolescents (girls, boys) affected by the crisis who have access to formal and non-formal education opportunities. For July, some of organizations in Education cluster cannot made the data arrangement; hence Education data is not reflect actual cluster performance for July 2015.  
 Shelter beneficiaries are provided rehabilitation kits and tents.



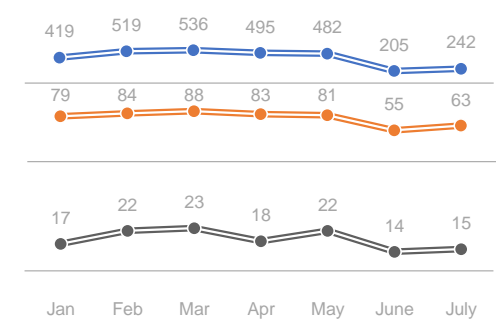
Education



FSL

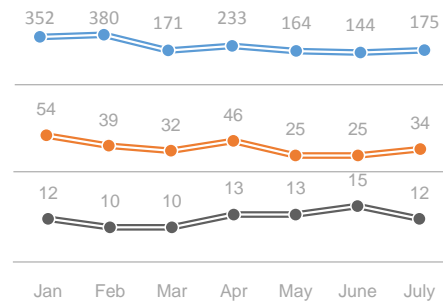


Health \*\*

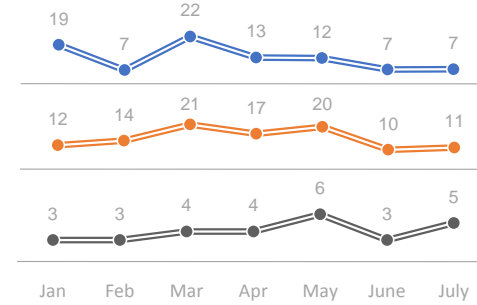


NFI

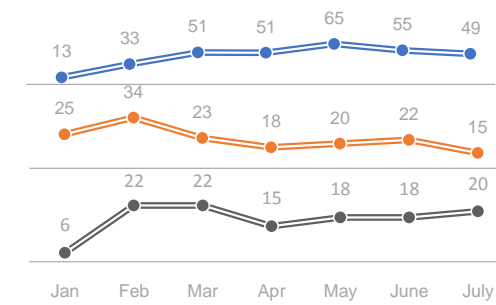
NFI



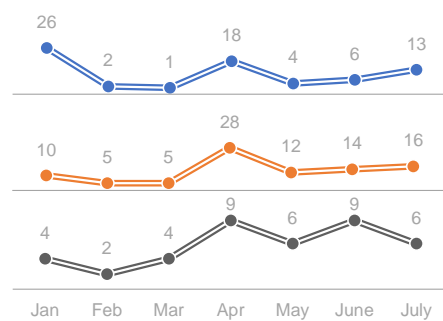
Nutrition



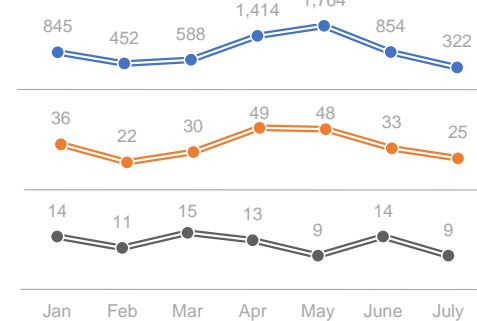
Protection \*



Shelter



WASH



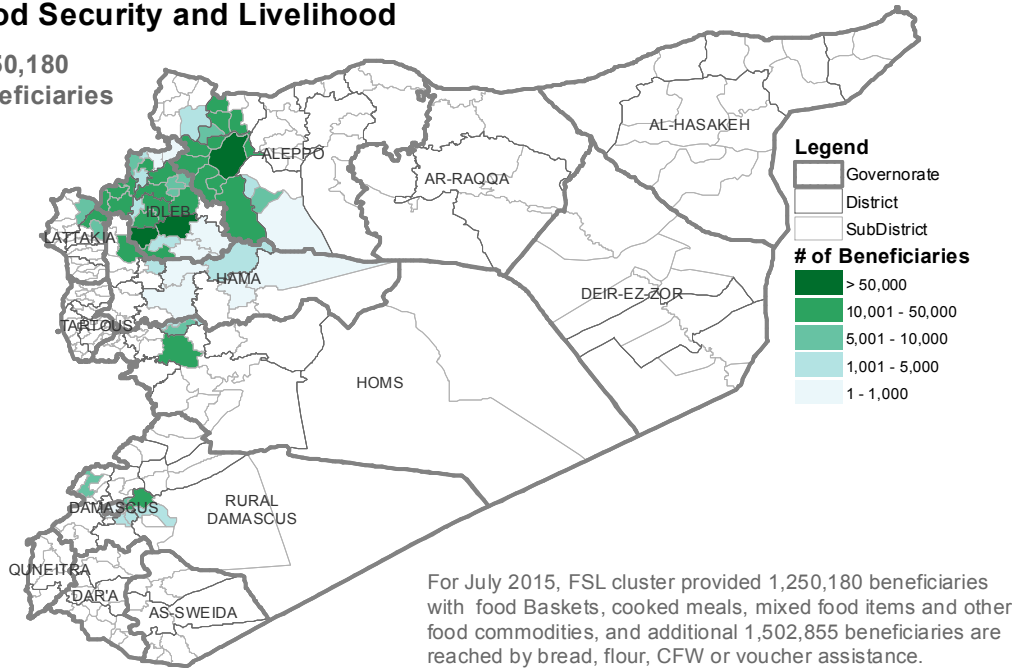
- Number of beneficiaries reported (in thousands).
- Number of sub-districts/districts covered.
- Number of organizations reporting 4Ws.

Notes:

The data shows the trends of beneficiaries reached and subdistricts/districts reached by months.  
 \* Education and Protection clusters reported data at district level. All other clusters reported data at subdistrict level.  
 \*\* The health cluster data was revised for Feb - July 2015 and may differ from previous 4Ws.

### Food Security and Livelihood

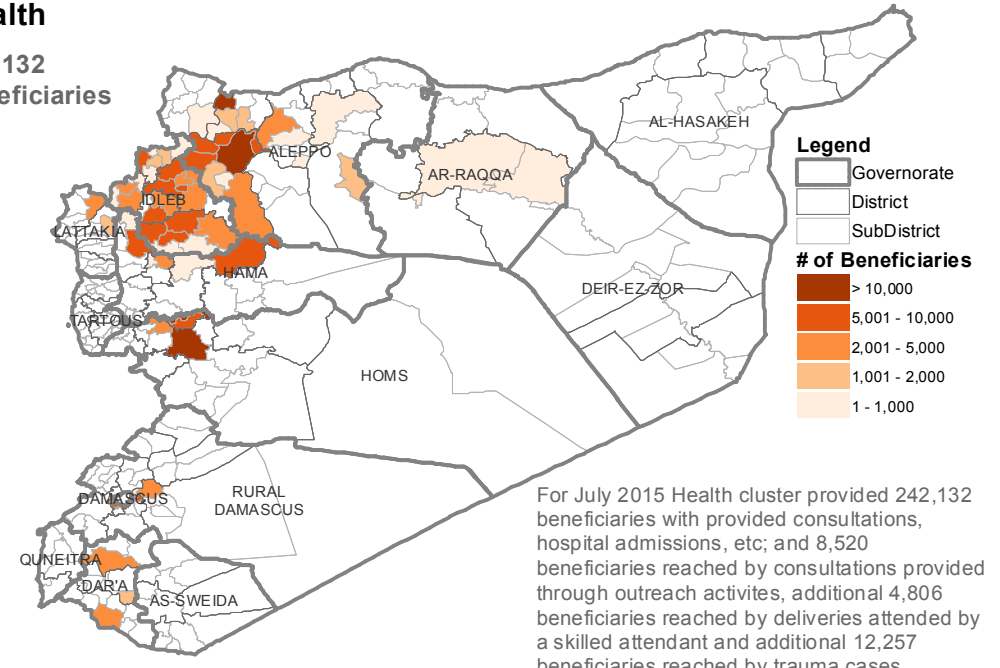
1,250,180 beneficiaries



For July 2015, FSL cluster provided 1,250,180 beneficiaries with food Baskets, cooked meals, mixed food items and other food commodities, and additional 1,502,855 beneficiaries are reached by bread, flour, CFW or voucher assistance.

### Health

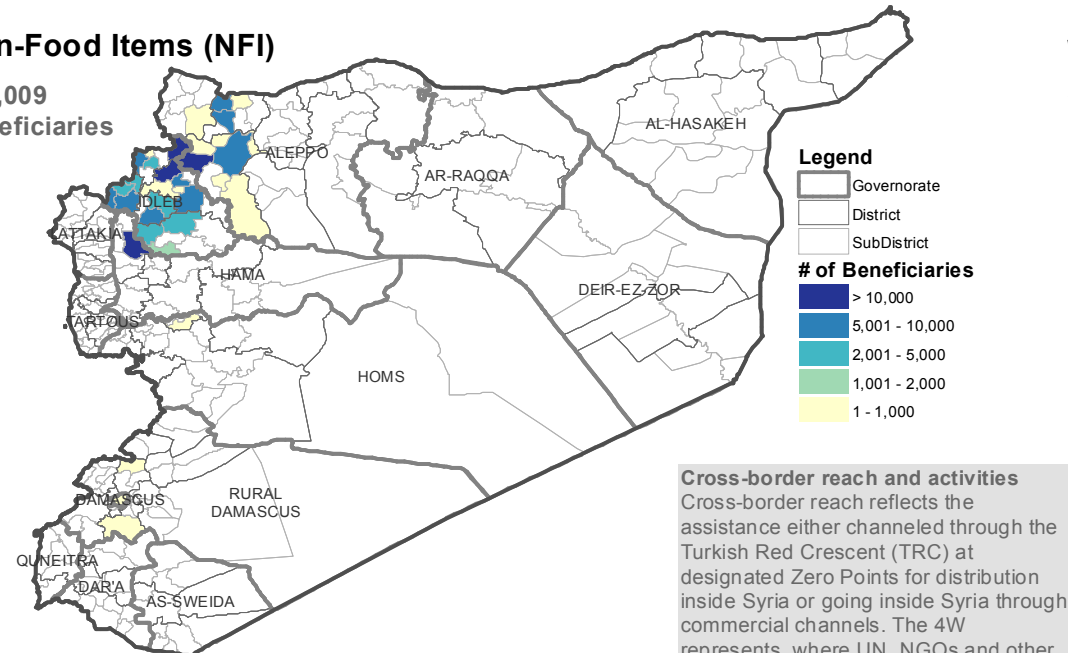
242,132 beneficiaries



For July 2015 Health cluster provided 242,132 beneficiaries with provided consultations, hospital admissions, etc; and 8,520 beneficiaries reached by consultations provided through outreach activities, additional 4,806 beneficiaries reached by deliveries attended by a skilled attendant and additional 12,257 beneficiaries reached by trauma cases supported.

### Non-Food Items (NFI)

175,009 beneficiaries

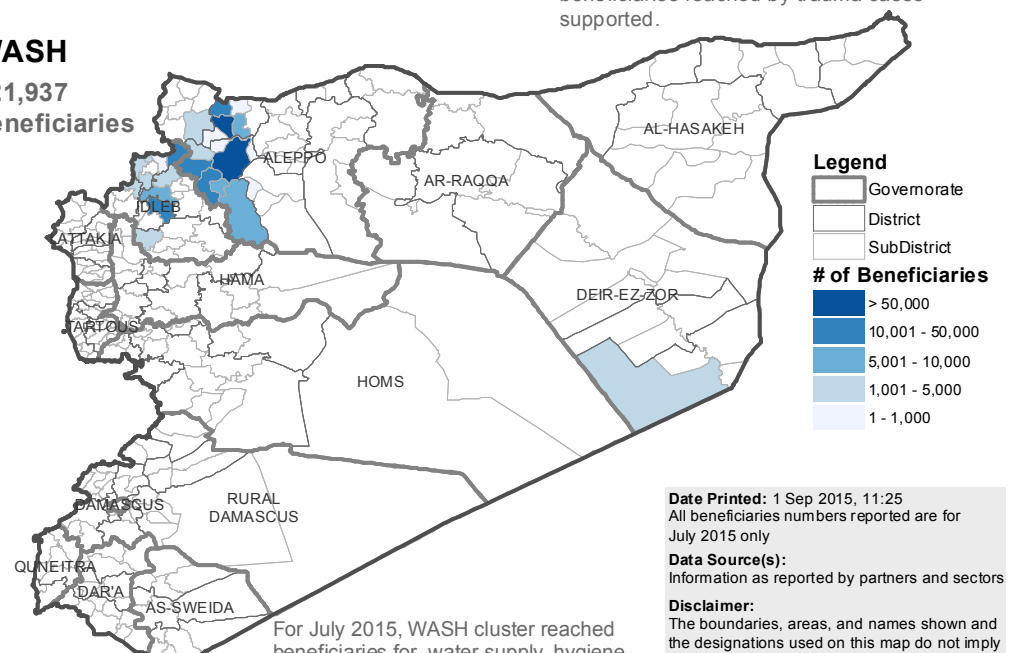


For July 2015, NFI cluster provided clothing, bedding, basic HH kits, kitchen sets, new born kits, NFI kits, summer kits, NFI voucher assistance and other single items (like solar lanterns, plastic sheets, jerry cans, blankets, etc.).

**Cross-border reach and activities**  
Cross-border reach reflects the assistance either channeled through the Turkish Red Crescent (TRC) at designated Zero Points for distribution inside Syria or going inside Syria through commercial channels. The 4W represents where UN, NGOs and other actors, provide assistance. Activities include both one-off and repeated distributions. Activities vary in scale.

### WASH

321,937 beneficiaries

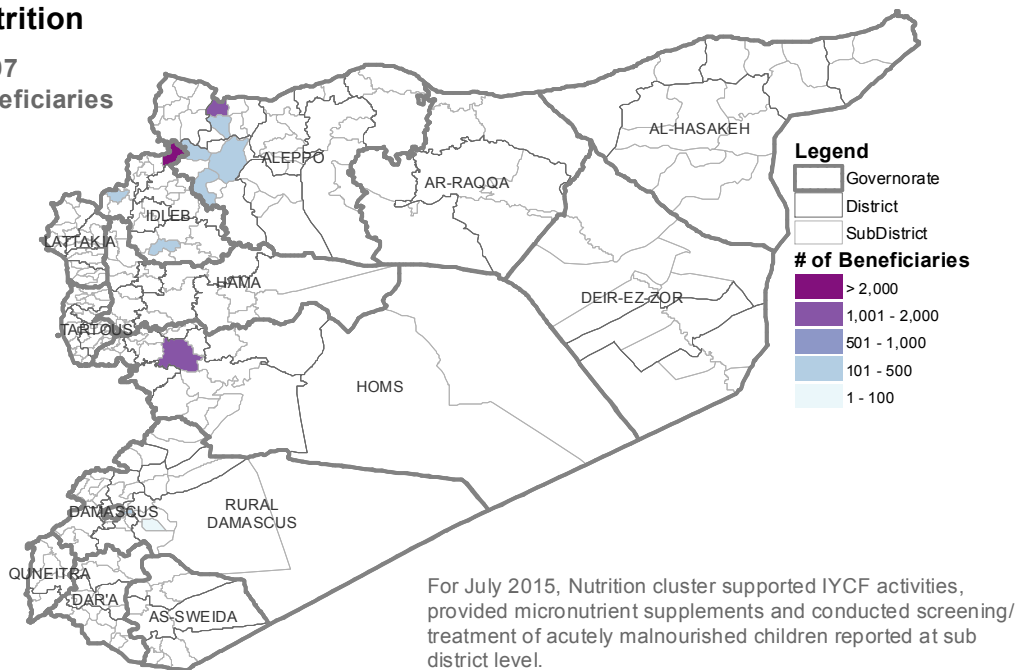


For July 2015, WASH cluster reached beneficiaries for water supply, hygiene kits distribution, vector control, sanitation activities, and solid waste disposal.

**Date Printed:** 1 Sep 2015, 11:25  
All beneficiaries numbers reported are for July 2015 only  
**Data Source(s):** Information as reported by partners and sectors  
**Disclaimer:** The boundaries, areas, and names shown and the designations used on this map do not imply official endorsement or acceptance.  
**Feedback:** ochatrueky@un.org **MAP 1**

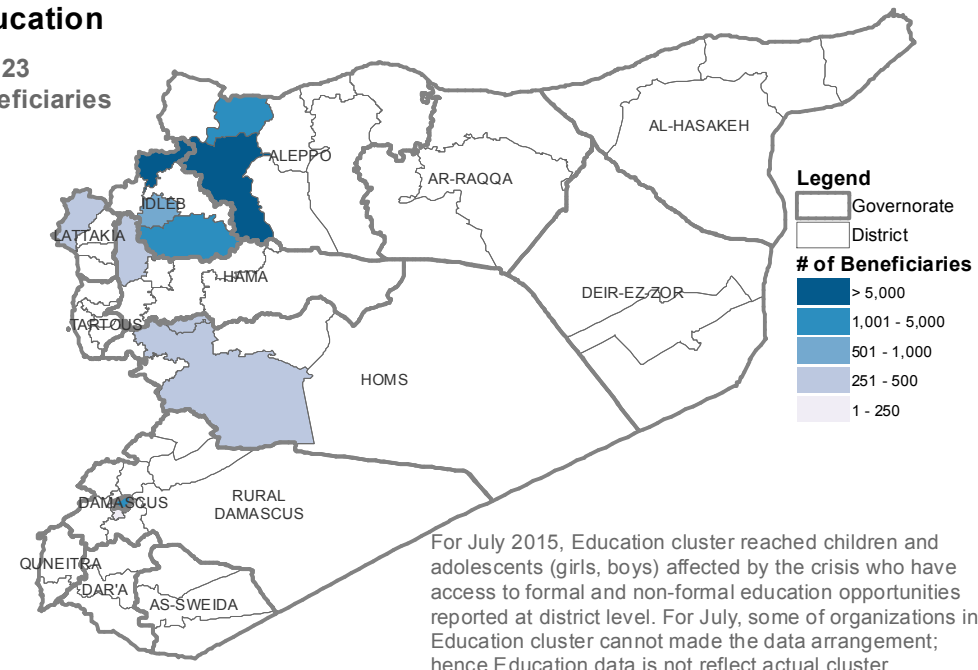
### Nutrition

7,297 beneficiaries



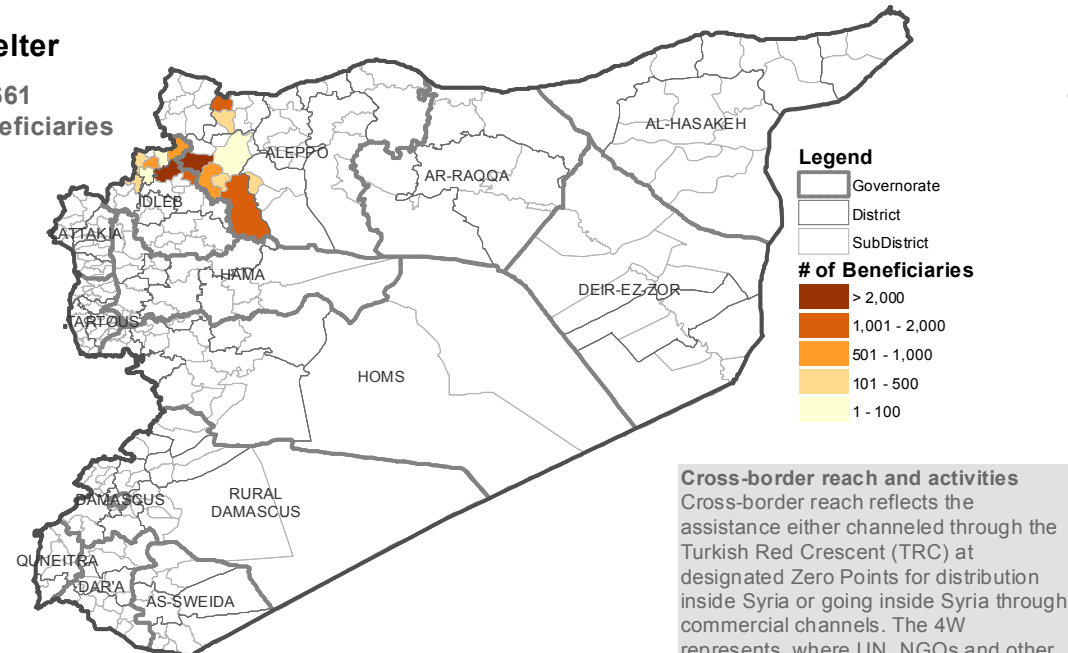
### Education

31,323 beneficiaries



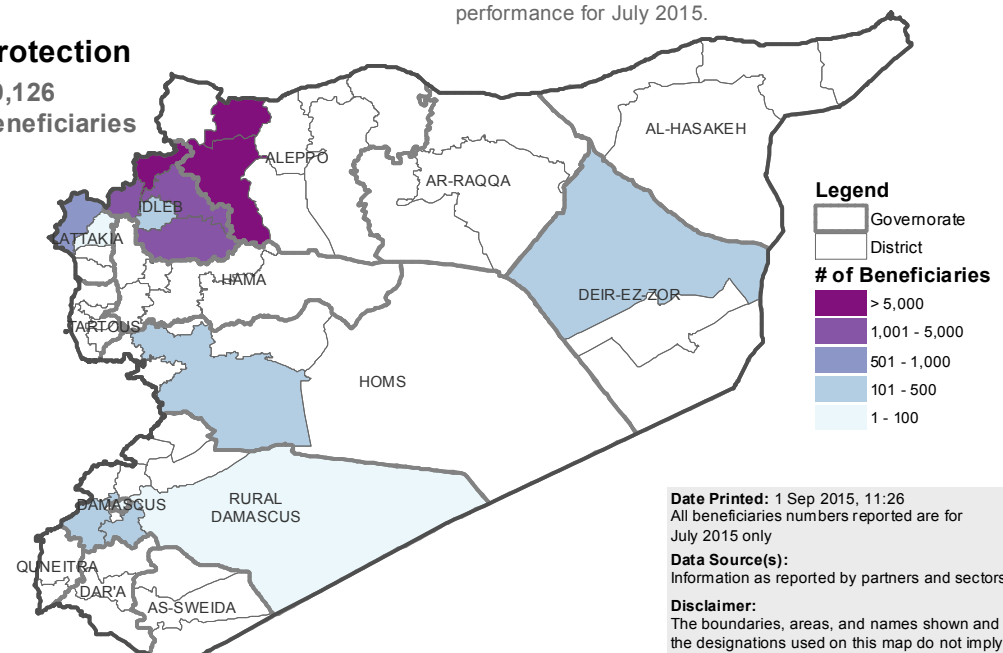
### Shelter

12,661 beneficiaries



### Protection

49,126 beneficiaries



For July 2015, Shelter cluster provided shelter rehabilitation kits and tents reported at sub district level.

**Date Printed:** 1 Sep 2015, 11:26  
All beneficiaries numbers reported are for July 2015 only  
**Data Source(s):** Information as reported by partners and sectors  
**Disclaimer:** The boundaries, areas, and names shown and the designations used on this map do not imply official endorsement or acceptance.  
**Feedback:** [ochaturkey@un.org](mailto:ochaturkey@un.org) **MAP 2**