

Total Active Registered Syrians **629,152**

Urban **519,129**
82.5%

Camps **110,023**
17.5%

Standard Age and Gender

Age	0-4	5-11	12-17	18-35	36-59	60+	Total	%
Female	51,559	66,239	40,729	95,371	52,233	12,933	319,064	50.7%
Male	54,429	69,894	43,419	88,206	44,838	9,302	310,088	49.3%
Total	105,988	136,133	84,148	183,577	97,071	22,235	629,152	100%
	16.8%	21.6%	13.4%	29.2%	15.4%	3.5%		

Place of Origin

Dar'a	280,279	44.5%
Homs	100,381	16.0%
Rural Damascus	77,131	12.3%
Aleppo	51,401	8.2%
Damascus	48,912	7.8%
Hama	30,832	4.9%
Ar-raqqa	10,508	1.7%
Idleb	9,779	1.6%
Al-hasakeh	4,568	0.7%
Deir-ez-zor	3,594	0.6%
Quneitra	2,836	0.5%
Lattakia	1,216	0.2%
As-sweida	1,154	0.2%
Tartous	342	0.1%
Other	6,219	1.0%

Specific Needs

Specific legal and physical protection needs	46,195	7.3%
Child at risk	44,220	7.0%
Serious medical condition	35,296	5.6%
Woman at risk	25,173	4.0%
Single parent	18,715	3.0%
Disability	15,430	2.5%
Older person at risk	4,953	0.8%
Unaccompanied or separated child	4,639	0.7%
Total	194,621	30.9%

* An individual can have more than one specific need

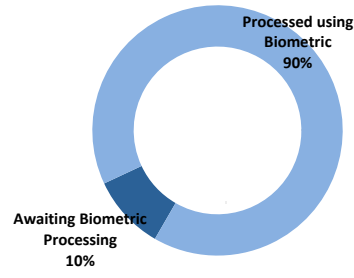
Arrivals

Pre-2011	9,479	1.5%
2011	22,583	3.6%
2012	181,614	28.9%
2013	311,140	49.5%
2014	82,461	13.1%
2015	21,875	3.5%

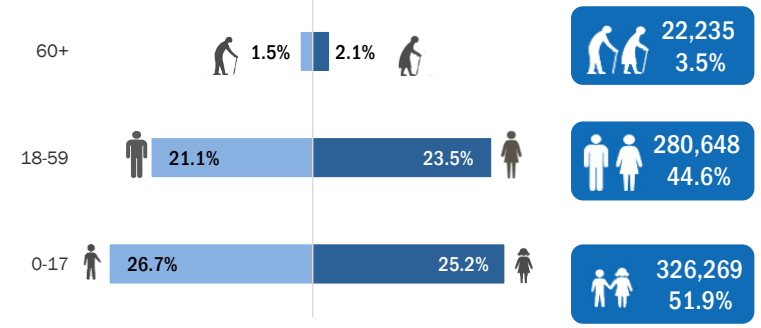
Registration Trend

2011	2,360	0.2%
2012	129,337	13.6%
2013	665,230	70.1%
2014	121,393	12.8%
2015	30,821	3.2%

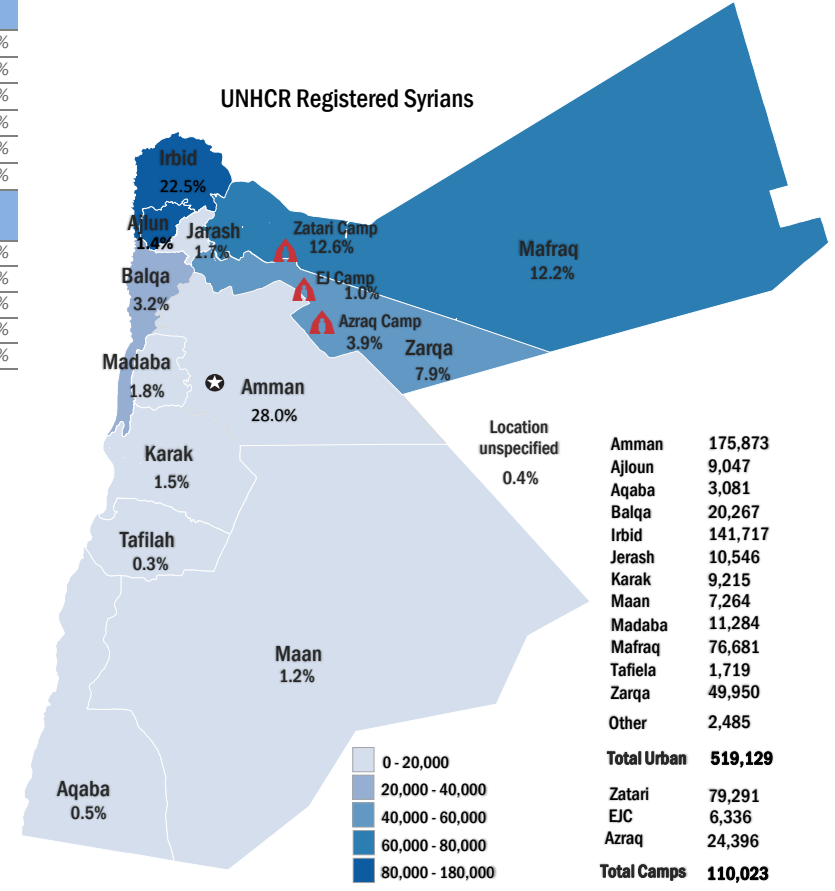
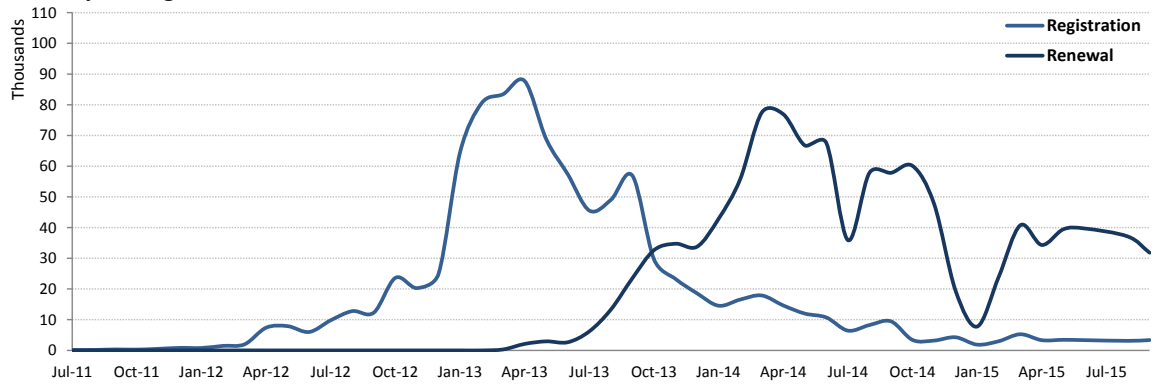
Biometric Statistics (IRIS)



Age-Gender Breakdown



Syrian Registration Trend since 01 March 2011



Interagency Portal: <http://data.unhcr.org/Syrianrefugees>
 UNHCR on the web: <http://www.unhcr.org>
 UNHCR on Social network: <http://www.facebook.com/UNHCRJordan>; http://twitter.com/And_Harper; <http://twitter.com/ZaatariCamp>
 DAG Jordan

* Coloured map only reflects refugees living outside camps.