# Burundi: Humanitarian Snapshot (as of 14 January 2016)

OCHA

## Overview

At least 400 people, mostly civilians, have been killed since 26 April 2015. Over 230,000 Burundians have fled their country, while at least 15,000 others are internally displaced in two provinces. With major cuts anticipated in health, education and agriculture sectors, the 29 December 2015 new austerity budget could further heighten the vulnerability of many Burundians and limit their access to basic services. A shortage of essential drugs is already reported in the country. Besides health, major concerns remain in the protection, foods security and nutrition sectors.

## Key Figures

**645,000[1]**
Estimated number of food insecure people in the six most affected provinces

**232,315[2] Refugees**
People displaced to neighbouring countries (as of 13 January 2016)
The total number of refugees in Burundi from DRC is 54,625[3]

**14,804[4] IDPs**
Internally displaced people in Makamba and Kirundo in 2015. Prior to the 2015 elections, there were at least 79,200[5] IDPs in Burundi mainly due to the 1993 - 2005 civil war.

**66.9%[6]**
Poverty Rate

**-7.2%[7]**
GDP growth forecast for 2015 (Burundi has the lowest GDP per capita in the world)

**57.7%[8]**
Average national stunting prevalence

**35.6[9]**
Global Hunger Index

*GHI ≥ 30 indicates an extremely alarming hunger situation. According to the 2014 Global Hunger Index (GHI), Burundi has the most alarming hunger situation followed by Eritrea.*

### Number of conflict fatalities in Burundi since 26 April 2015[10]

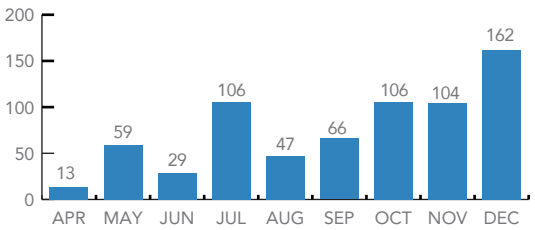


At least 400[11] people have been killed since protests started in April 2015

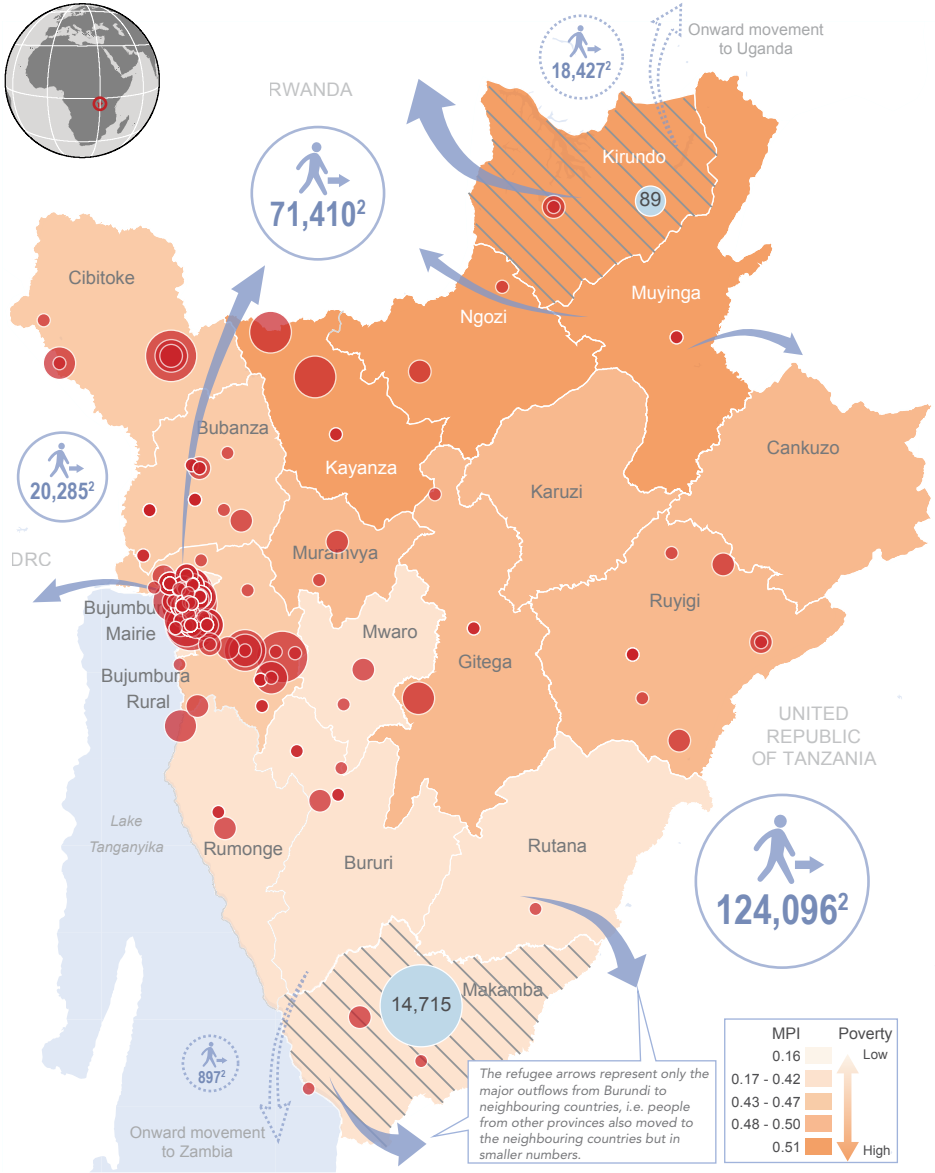


### Burundian refugees trends in neighbouring countries[2]

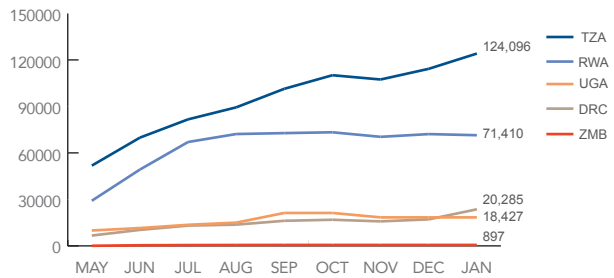


### Burundi Contingency Plan Funding requirements for 2015[12]

In 2015 only **$7.2 million** of the required **$39.3 million** was received to implement the humanitarian contingency plan. In January 2016 the UN Central Emergency Response Fund confirmed a **$13 million** grant for the underfunded humanitarian response. These funds will be used to respond to the most urgent needs while humanitarian partners work together to develop a Burundi Humanitarian Response Plan for 2016.

### Burundi Regional Refugee Response Plan Funding Status[13]

**$306.6 m**
Requested for 2015

**$313.9 m**
Requested for 2016

**$121.7 m (40%)**
Funded

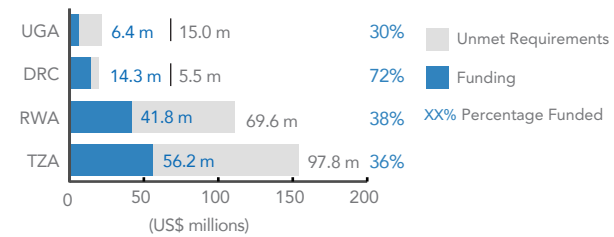


### Burundi's Development aid 2015[14]

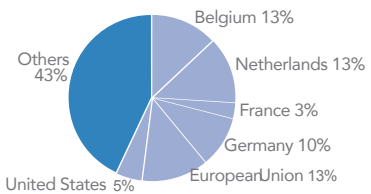


At risk of suspension or diversion

**57%**
Potential Donor Reductions

*The boundaries and names shown and the designations used on this map do not imply official endorsement or acceptance by the United Nations.*

**Creation date:** 14 Jan 2016 **Sources:** 1: WFP, Emergency Food Security Assessment, November 2015, in the provinces of Bujumbura Mairie, Bujumbura Rural, Cibitoke, Kirundo, Makamba and Rumonge. 2: UNHCR (http://data.unhcr.org/burundi/), 13 January 2016, 3: UNHCR (http://data.unhcr.org/drc/country.php?id=19), 4: IOM, 5: IDMC estimate as of 13 August 2015 (http://www.internal-displacement.org/sub-saharan-africa/burundi/figures-analysis), 6: WORLD BANK, 7: IMF, October 2015 (http://www.imf.org/external/country/BDI/, 8: Unicef - http://www.unicef.org/infobycountry/burundi_statistics.html, 2008-2012, 9: IFPRI - Global Hunger Index, 2014, 10: ACLED (Armed Conflict Location & Event Data Project), 11: OHCHR, 17 Dec 2015, 12: Burundi Revised Inter-Agency Contingency Plan, Post-Election, 11 Oct 2015, 13: UNHCR - Funding Snapshot, 30 Nov 2015, 14: Comité National des Coordinations des Aides (CNCA) - DAD Burundi **Feedback:** ocharoea@un.org www.unocha.org www.reliefweb.int https://ea.humanitarianresponse.info