



Family Reunification Handbook for People with International Protection

1. Who can bring their family members to Hungary?

- Refugees (menekült)
- People with subsidiary protection (*oltalmazott státusz* – 5 years protection)

2. Which family members can join you in Hungary?

The following family members can join you, if you can prove that you are related:

- Your spouse (wife or husband, and family reunification is limited to the first spouse);
- Your minor child (children under age 18), including adopted and foster children;
- Your minor child (including adopted and foster children) if you have parental custody and the child is dependent on you;
- The minor child (including adopted and foster children) of your spouse, if your spouse has parental custody and the child is dependent on your spouse;
- your adult children (over age 18), if they cannot care for themselves due to health problems (e.g. serious trauma, serious injuries suffered in bombings) - If you were granted the full refugee status,;
- Your parents, or your guardian by law, if you are under the age of 18 when your parents apply to come. Your guardian by

law can be anybody who can legally represent you (relatives or persons based on law);

- Your parents, if they cannot pay for their cost of living in their country of origin - if you were granted the full refugee status and if you are older than 18 and your parents depend on you financially;
- your brother/sister, if they cannot care for themselves due to health problems - if you were granted the refugee status,;
- your grandparents/grandchildren, if they cannot care for themselves due to health problems - If you were granted the full refugee status,.

Important! Your spouse can only join you, if you got married **before you came to Hungary**.

*If you need to prove that your family members **cannot take care of themselves** due to health problems, you need to prove this with a doctor's written opinion.*

3. How can you prove that you are related to your family members?

You will need to prove your family links and can do so with the following:

1. birth certificate;

2. marriage certificate;
3. adoption document;
4. any other official document or statement which verifies the existence of the family tie (eg. photos about your wedding);
5. DNA test (Please note this costs around 200-400 EUR).

The Office of Immigration and Nationality (OIN – in Hungarian: *Bevándorlási és Állampolgársági Hivatal, BÁH* www.bmbah.hu) will ask two things regarding these documents (birth certificate, marriage certificate, ID-card)

- **(i) Diplomatic stamp:** The stamp certifies that the original certificate presented by the family member is a genuine one and not fake. It is issued by the Ministry of Foreign Affairs or an Embassy of the country of origin if the family members are abroad. In order to get this, your family member must first get a certifying stamp from their Ministry of Foreign Affairs (in their home country) on the certificates. Secondly, your family member should ask the Hungarian Consulate to certify the document with a diplomatic stamp.

Important! *If it is absolutely impossible or dangerous for your family member to contact their Ministry of Foreign Affairs to certify their documents, you should inform OIN about these risks.*

- **(ii) Certified Hungarian translation of certificates and documents.** In Hungary, only the Office for Translation and Attestation Ltd. (OFFI Ltd.) can provide the foreign documents with a certified translation. In this case only the original document is certified here

and not the copy. If somebody else already translated your documents into Hungarian, the OFFI can also check this translation and certify that. You have to pay OFFI for the certified translation, but if OFFI only checks the translation, that is cheaper than OFFI translating the whole document. If you cannot pay for the OFFI translation, inform OIN about this and make sure you ask another 'non official' translator to translate your documents.

Contacts of OFFI:
 Postal address: 1394 Budapest, PO Box. 359
 Telephone: +36-1-428-9600
 Telefax: +36-1-428-9611

Important! *According to Act II of 2007 on the Entry and Stay of Third-Country Nationals (19. § (3)): a decision **rejecting an application** for family reunification with a person with refugee status **may not be based solely on the fact that documentary evidence of the family relationship is lacking.***

This means, that if you are a refugee in Hungary and you do not have a marriage/birth certificate but you can verify the family relation (set out in Question 3) and every other condition is fulfilled, OIN cannot reject the application only for the lack of documentary evidence.

4. When should you apply to bring your family?

If you get your refugee status, and you want to bring your family members to Hungary, it is very important, that your family members start the process as soon as possible.

If you received a refugee status, and your family members apply for the visa **within 6 months** of the date of your refugee status, you do not have to meet the criteria listed in Question 5. A, B, C: enough money to cover

costs of living, a big enough flat and full health insurance. The 6 months period starts on the day when you were informed about the refugee status granted to you (it can be 1-4 weeks later than the date of your decision.)

5. What do you have to prove to bring your family members to Hungary?

If you received your refugee status more than 6 months ago, or if you have subsidiary protection you must provide proof of the following:

- a) **Enough money**¹ to cover the costs of living of the family members, proven by the following (any of them):
 - money in Hungarian Forint or money in other currencies (that can be exchanged in a Hungarian bank);
 - deposit book or other documents from the bank and a statement from the bank that the money is available;
 - checks, credit cards and a statement from the credit institution to certify the availability of funds;
 - official invitation letter;
 - documents that prove you rent a flat and that you paid for it; proof of your income from lawful employment in Hungary;
 - proof of regular income from abroad;
 - your notarized statement that you will provide support to your family member;
 - other reliable means.

OIN will decide after considering every relevant factor in your case. While OIN is also considering humanitarian grounds, the most important factor will be the financial one.

b) A big enough flat for the family members to live in

¹ Please note, that the amount of money indicated by the Hungarian Statistical Office is not the only basis of a decision.

'Big enough' means, that there are 6 square meters of living space for every family member.

For example, if you want to bring your spouse and 3 children, you are a family of 5 people. This means, you need to live in a flat where the living/sleeping room area adds up to 30 square metres.

Important! *You do not have to own a flat, it is enough that you are legally staying in a flat (renting it or using it for free).*

You legally stay in a flat if you have:

- a valid rental contract where you pay rent to the owner, with the written agreement of the owner that your family members can stay in the flat (*befogadó nyilatkozat*);
- a valid contract of courtesy which states that you do not pay rent to the owner for using the flat, and the written agreement of the owner that your family members can stay in the flat.

In addition to the lease contract, you need to prove to OIN that this flat is a real one. You can prove this with showing the property paper (*tulajdoni lap*) of the flat which proves that the flat exists and the person providing the written agreement is entitled to sign such agreement because s/he is the owner of the flat. The property paper needs to be shown to OIN in addition to the lease contract. Anybody can get the property paper of any flat from the local Land Registry Office (*Földhivatal*) and it costs around 7000 HUF.

c) Full health insurance in Hungary for the family members

In Hungary, the regulation requires you to arrange the full health insurance contracts for your family members before they come to Hungary. You can make OEP (*Országos Egészségügyi Pénztár*) health insurance contracts (state health insurance), or private ones. You can request help from Menedék Association to advise you how to make a

contract with the OEP or with other service provider. OIN may waive this requirement provided you can fulfil all of the following conditions:

- your family has enough money to cover the costs of living every month, and
- your family members have travel insurance, and
- you make a statement that after your family comes to Hungary, you will make full health insurance contracts for them.

OIN may allow this second possibility that your family members do not have to have full health insurance coverage before coming to Hungary - but is not obligated to do so.

d) Enough money with family members for return travel

Your family members will have to show that they have enough money for paying a ticket for their return to their country of origin. Refugees, whose family members apply within the 6 months do not have to prove this.

Important! *It is also very important, that your family members can only reunite with you in Hungary if they have valid passports (see Question 14.).*

6. Can I reunite with my parents?

Refugees (beneficiaries of subsidiary protection not included) who are over the age of 18, can bring their parents to Hungary if they prove that their parents are dependant on them.

You can prove this with the following:

- certification that they are not working. This certification can be issued by any state agency or officials who know the parents.
- certification that they are not getting a pension from their state;

- country information or common sense/general knowledge that old people are dependant on their relatives in some countries (for e.g. Afghanistan);
- country information which proves that there is no pension system in your parent's country. This can be any document issued by any local authority. This is usually obtained not by the lawyer, but by the family members.
- any other document, evidence which proves that your parent is dependant on you. This document can be a declaration of the family members themselves that the only person to support them is the refugee.

7. How can I bring my sisters or brothers (siblings) to join me?

If you are a refugee (full protection status) you may have the possibility of reunification with siblings who have health problems and **are unable to provide for themselves due to health reasons** in their country of origin. In practice, the burden of proof here is quite high. You can try to prove the health problems with the following:

- doctor's written opinion about the sibling's disease and its impact on their independent living;
- any written statement by a health professional (a person who is not a certified doctor but who has knowledge about health issues/diseases) about your sibling's treatment plan;
- You can request help from the International Committee of the Red Cross (ICRC) or another organisation to go and visit your sibling and obtain a doctor's opinion about your sister or brother. Please note, that the extent to which these organisations can help may depend on their country context and their local resources.

8. Who starts the family reunification process and where?

Your family members must start the process in the country where they are legally residing – if family members are not legally residing in the country, the Consul might refuse to take the application of the family member – and where a Hungarian Consulate issues visas. This means, that you cannot start the process in Hungary, but your family members have to go personally to a Hungarian consulate and start the process there (it is not possible to make an application via Post or electronically).

Important! *If your sister or brother wants to come to Hungary, and she/he is a minor (younger than 18), one of her/his parents, or legal guardians must also go to the consulate, and **the parent must sign the application form** instead of your sister/brother.*

Your family members have to lodge the application for residence permit in person in the country where they reside or at the nearest Hungarian consulate.

For the contacts and opening hours of some Hungarian Consulates, see Appendix 2.

9. How to complete the visa application form?

You can find the visa application form on the website of OIN in 4 languages (Hungarian, English, German).² The visa application form (see Appendix 1.) has to be handed in by your family member at the Hungarian Consulate (see Point 5.). However, you may wish to complete the form for them, and send the form to your family members by

² You can download the English version from : http://www.bmbah.hu/jomla/index.php?option=com_k2&view=item&layout=item&id=54&Itemid=808&lang=en#form

You can download the Hungarian version from : http://www.bmbah.hu/jomla/index.php?option=com_k2&view=item&layout=item&id=50&Itemid=367&lang=hu#formanyomtatvny

fax, email or post. You can get help with completing the form at the Hungarian Helsinki Committee and Menedék Association.

Please note:

- the **applicant** is your family member;
- the **host family member of the applicant** is you.

If you are a refugee, and your family members apply for the visa within 6 months of the date when you got your refugee status, **you do not have to fill out** the following points in the visa application form:

- Data of costs of living in Hungary (Part 6.) (However, you will need to indicate your future address in Hungary on the application form);
- The first question in Part 10: For the period of the stay in Hungary do you have full health insurance?

How to get an appointment with the Hungarian Consulate?

It is best for your family member to make an appointment at the Consulate before going there, to avoid being unable to lodge their application during busy periods. Even though every Consulate has office hours when they are normally open to take visa applications they are sometimes too busy to take applications for family reunion. Therefore, it is always better if your family member asks for an appointment from the Consulate before she/he goes there. If your family member goes to the Consulate without an appointment, it can happen that she/he cannot submit the visa application, and must go back to the consulate again.

At some consulates, it is possible to get an appointment through the Internet. If you cannot get an appointment on the Internet, you can also try to ask for an appointment by calling the Consulate. See the telephone numbers and websites of some Consulates in Appendix 2.

For the family members of those refugees whose refugee status was granted not longer than 6 months ago, it is very important to ask for an appointment from the Consulate as soon as possible. Some Consulates can only give an appointment in 1-2 months time, and your family may lose the chance to come to Hungary under the easier circumstances (see Question 4).

If your family member cannot ask for an appointment from the Consulate before she/he goes there, **your family member should still insist** that the Consulate takes her/his visa application form. By law, the Consulate is obliged to **take** the visa application.

10. What if there is no Hungarian Consulate in the country where my family lives?

Very often, there are no Hungarian Consulates in the country which you had to leave or where your family is legally residing. For example, there are no Hungarian Consulates in Afghanistan, Syria, Somalia, Ethiopia, or Sri Lanka. If your family members need to travel to another country to visit a Consulate, they can ask for the help of the International Committee of the Red Cross (ICRC). However, ICRC cannot help in every region; it depends on their capacity.

11. What happens at the Hungarian Consulate?

Your family members must hand in the following:

- completed visa application forms;
- the visa application fee (of 60 EUR for each person, adult or minor);
- passport photos (1 per family member);
- show their valid passport;
- show their valid visa with which they are legally staying in the country where the Hungarian Consulate is located.

Important! *The Consulate is obliged to take the visa application and start the process if your family members are legally staying in the country where the Hungarian Consulate is located, and they hand in the completed visa application forms, pay the visa application fee,*

The Consul must give back a receipt to your family member which proves that your family member paid for the visa application (60 EUR/person). Your family member may have a short interview at the Consulate about the reasons why they want to join you in Hungary. However, the practice of the Hungarian Consulates around the world differs: at some Consulates, family members are interviewed, at others they are not. If there is an interview, your family member **should ask for a copy of the written minutes of the interview**, and the Consulate is required to give him/her **this copy**.

Once the application is lodged, the Consul is obliged to forward the application to OIN in Budapest **immediately**.

12. What happens after my family members submitted their application?

After OIN has received the visa application from the Hungarian Consulate, it makes a decision on the application within 21 days. If there are any documents missing, OIN will ask you to submit these documents (hiánypótlás) and OIN will set a deadline for this. If this deadline is too short to get the needed documents, and you need more time, you can ask OIN in writing to extend the deadline (*határidő-hosszabbítás iránti kérelem*).

After the Consul forwards the visa applications to OIN, your family member's visa application will receive a case number and a case officer. If you prove to OIN that you are the host family member, you can take part in the process by submitting any documents which support the family reunification case. You can call the case officer by telephone, or send letters with copies of the documents.

This is important, because you do not have to send any important documents to your family members, but instead you can send them directly to OIN.

OIN either accepts or rejects the visa applications.

If OIN accepts the application, this means, that your family members will get a residence permit for 1-3 years with a D-Visa. Your family members must travel to Hungary with this visa within 6 months/12 months (the validity of the visa is written on the visa) and after they arrive, they must go to the regional OIN office within 30 days to get their residence permit.

In case of rejection OIN must give reasons for the rejection, and you can appeal the negative decision. If OIN rejects your application again, you can turn to the court.

13. Where should my family members wait for the decision?

Your family members can wait in the city of the Hungarian Consulate, or they can travel back to their country of origin and wait there. If your family members travelled to the Hungarian Consulate with the help of the ICRC, your family members should ask for help from the ICRC to take them back.

Your family members can also request help from UNHCR, IOM or the ICRC to give them shelter while they wait for the decision (either in the city of the Hungarian Consulate or in their home country). In some countries, for example, there are shelters for this purpose. Please keep in mind, however, that these organisations might not always be able to help.

OIN must decide within 21 days, but if any more documents are needed, the decision might take more time even months. In any case, your family should be prepared to spend about two months in another country if there is no Hungarian Consulate in the country where they are residing.

14. What travel documents are needed for travelling to Hungary?

Your family member will need to have a national passport to travel to Hungary. Unfortunately, Somali travel documents were not accepted in the past years in Hungary, but the family members of Somalian persons should still try the options listed in Point 15. and A.2.

15. Who buys the plane tickets?

You will have to pay for the plane tickets of your family members. You may wish to use an Internet based comparison site such as www.skyscanner.net to get the best price. You should also check return flights, because they might be cheaper than one-way flights (even without using the return tickets), if you buy these.

16. What should my family members do after arriving in Hungary?

After arrival in Hungary, your family members must go to the regional OIN office within 30 days to get their residence permit. They also have to register their address at the local OIN office.

Your family members can also ask for asylum, and OIN will most probably grant refugee status to you:

- Spouse;
- Minor children (including adopted or foster children);
- Parents (if you are under the age of 18 when your parents ask for asylum).

If you have subsidiary protection (*oltalmazott*) and your family members ask for asylum, OIN will not automatically grant them the same status that you have. OIN will require your family members to prove their cases.

If your family members do not ask for asylum they will have a residence permit and no other rights and entitlements (i.e. no integration contract and financial support).

See Appendix 3. for the Chart on the Procedure of Family Reunification

17. What happens if my family members cannot travel to the nearest Hungarian Consulate?

They should ask for help from the ICRC.

18. What should I do if I have lost contact with my family members?

Request help from the Hungarian Red Cross Family Tracing Service, which can help you find lost relatives. Their contact is:

Hungarian Red Cross Search Service
1051, Budapest, Arany János u. 31
Phone: (06-1) 374-13-05

19. Who can I ask for money if I cannot pay for plane tickets or other costs?

Unfortunately, there are no organizations in Hungary which would pay for plane tickets. Usually, people borrow money from their friends or other people they know.

20. Where can I request help, if the border police at the airport do not accept my family member's valid

passport or valid visa? What if my family has problems to leave the airport?

You can ask the Hungarian Consulate which issued the visa to issue a certificate that there are no problems with the visa. You can also ask UNHCR to escort your family members to the airport to clear up any misunderstandings with the border police. You might want to buy a flexible ticket in case your family members are not able to leave the airport.

21. Who can help me navigate this process?

The Hungarian Helsinki Committee can help you navigate this process. Their contacts are on the back of this brochure.

This Handbook contains information based on the practice of family reunification cases. If you have other or more experience regarding family reunification cases of people with international protection, please send us an email and inform us at: helsinki@helsinki.hu. Thank you.

Appendix 1. Application Form for the Purpose of Family Reunification

The form can be downloaded here³:



http://www.bmbah.hu/jomla/images/formanyomtatványokEN/2014_01_28_RPforFamReun.pdf



**BEVÁNDORLÁSI ÉS
ÁLLAMPOLGÁRSÁGI
HIVATAL**



Application for residence permit for the purpose of family reunification

Authority receiving the application:		File number: _ _ _ _ _ _ _ _ _ _	
Office recording the data included in the application:		 Photo	
<input type="checkbox"/> Residence permit issued for the first time			
Place of entry:			
Date of entry: Year Month Day			
Number and expiry date of residence visa H _ _ _ _ _ _ _ _ Year Month Day			
<input type="checkbox"/> Renewal of the residence permit		 [Specimen signature of the applicant (legal representative)] Please ensure your signature fits within the box.	
Number and expiry date of residence visa H _ _ _ _ _ _ _ _ Year Month Day			
Place of receipt of the document: <input type="checkbox"/> Applicant will receive the document at the issuing authority. <input type="checkbox"/> Applicant will receive the document by postal mail.			
I. Applicant's personal data			
Family name (as per passport):		Given name (as per passport):	
Family name at birth:		Given name at birth:	
Mother's family and given name at birth:		Sex: <input type="checkbox"/> Male <input type="checkbox"/> Female	Marital status: <input type="checkbox"/> single <input type="checkbox"/> married <input type="checkbox"/> widow <input type="checkbox"/> divorced
Place of birth: Year Month Day	Place of birth (city):		Country:
Citizenship:		Nationality (optional):	
Last permanent residence abroad:			

³ Please note that the translations in Arab, Pastu and Dari are not official translations. You will need to use the official English version that can be downloaded from OIN's home page.

Qualification:	level of education: <input type="checkbox"/> primary school <input type="checkbox"/> specialized school <input type="checkbox"/> vocational school <input type="checkbox"/> secondary school <input type="checkbox"/> vocational secondary school <input type="checkbox"/> polytechnic <input type="checkbox"/> college <input type="checkbox"/> university <input type="checkbox"/> less than 8 years of primary school	Occupation prior to arriving in Hungary:
In case you want to establish employment relationship during your stay in Hungary: a) duration of the professional practice: b) special knowledge, skills in connection with the job: c) native language: d) other spoken languages: e) do you speak Hungarian?		
2. Applicant's passport data		
Passport number:	Place and date of issue: Year Month Day	
Type of passport: <input type="checkbox"/> private <input type="checkbox"/> official <input type="checkbox"/> diplomatic <input type="checkbox"/> other	date of expiry: Year Month Day	
3. Planned period and purpose of residence		
For what period and what purpose are you applying for residence permit? □□□□ Year □□ Month □□ Day		
4. Data of the applicant's residence in Hungary		
ZIP code:	City/Town:	Name of public space:
Type of public space:	House number:	Building:
		Staircase:
		Floor:
		Door:
Legal title of residence: <input type="checkbox"/> owner <input type="checkbox"/> tenant <input type="checkbox"/> family member <input type="checkbox"/> by courtesy of the owner <input type="checkbox"/> other (please specify):		
5. Host family member of the applicant		
Family name:	Given name:	
Family name at birth:	Given name at birth:	
Place of birth: Year Month Day	Place of birth (city):	Country:
Citizenship:	Family relationship: <input type="checkbox"/> parent <input type="checkbox"/> spouse <input type="checkbox"/> parent's spouse <input type="checkbox"/> ward <input type="checkbox"/> child or more distant descendant of the spouse of such person <input type="checkbox"/> other	
Title of residence, if not Hungarian citizen <input type="checkbox"/> residence permit <input type="checkbox"/> residence permit <input type="checkbox"/> EU Blue Card <input type="checkbox"/> immigration permit <input type="checkbox"/> permanent residence permit <input type="checkbox"/> temporary residence permit <input type="checkbox"/> national permanent residence permit <input type="checkbox"/> EC permanent residence permit <input type="checkbox"/> person recognised as refugee	Number of personal ID card/residence permit:	

6. Data of costs of living in Hungary		
Who provides subsistence in Hungary for the applicant? <input type="checkbox"/> family member <input type="checkbox"/> applicant	Available savings of the family member:	Available savings of the applicant:
Employer of the family member (name, seat):		Gross monthly income of the family member:
Employer of the applicant (name, seat):		Gross monthly income of the applicant:

7. Conditions of return or onward travel					
Which country do you wish to return to or travel onward after the legal residence?				What means of transport do you want to use?	
Do you have the necessary	passport?	visa?	ticket?	financial means?	
	<input type="checkbox"/> yes <input type="checkbox"/> no	<input type="checkbox"/> yes <input type="checkbox"/> no	<input type="checkbox"/> yes <input type="checkbox"/> no	<input type="checkbox"/> yes, and the sum is:	<input type="checkbox"/> no

8. Spouse, child, parent of the applicant in Hungary				
Name/Relationship:	Place and date of birth:	Citizenship:	Legal title of residence: <input type="checkbox"/> visa <input type="checkbox"/> residence permit <input type="checkbox"/> temporary residence permit <input type="checkbox"/> EC permanent residence permit <input type="checkbox"/> other	<input type="checkbox"/> residence visa <input type="checkbox"/> permanent residence permit <input type="checkbox"/> national permanent residence permit <input type="checkbox"/> immigration permit <input type="checkbox"/> EU Blue Card
Name/Relationship:	Place and date of birth:	Citizenship:	Legal title of residence: <input type="checkbox"/> visa <input type="checkbox"/> residence permit <input type="checkbox"/> temporary residence permit <input type="checkbox"/> EC permanent residence permit <input type="checkbox"/> other	<input type="checkbox"/> residence visa <input type="checkbox"/> permanent residence permit <input type="checkbox"/> national permanent residence permit <input type="checkbox"/> immigration permit <input type="checkbox"/> EU Blue Card
Name/Relationship:	Place and date of birth:	Citizenship:	Legal title of residence: <input type="checkbox"/> visa <input type="checkbox"/> residence permit <input type="checkbox"/> temporary residence permit <input type="checkbox"/> EC permanent residence permit <input type="checkbox"/> other	<input type="checkbox"/> residence visa <input type="checkbox"/> permanent residence permit <input type="checkbox"/> national permanent residence permit <input type="checkbox"/> immigration permit <input type="checkbox"/> EU Blue Card

9. Do you want to establish employment relationship during your stay in Hungary? <input type="checkbox"/> yes <input type="checkbox"/> no					
In case, yes, data of the Hungarian employer:					
Name:					
Address of the headquarters:					
ZIP code:	City/Town:		Name of public domain:		
Type of public	House number:	Building:	Staircase:	Floor:	Door:

domain:					
Professional qualification required for the job:	Date of the preliminary arrangement with the employer:yearmonth day			Position (FEOR number):	
Tax number/tax identification code:	TEÁOR number:			Place of work:	
Skills, knowledge needed for the job: Language knowledge: Native language: Other languages: Do you speak Hungarian? <input type="checkbox"/> yes <input type="checkbox"/> no Did you have a work permit in Hungary earlier? Yes/no If yes, please specify: Name of previous employer in Hungary: Name:..... Address:..... Previous work permit: Number:..... Name of issuing labor centre:..... Date of expiry:					
10. Other data					
Are you covered by full health insurance for the period of your stay in Hungary? <input type="checkbox"/> yes <input type="checkbox"/> no Has your application for residence permit ever been refused? <input type="checkbox"/> yes <input type="checkbox"/> no Have you ever been convicted for a crime? If yes, please specify the country, date, the type of crime committed and the type of punishment imposed? <input type="checkbox"/> yes <input type="checkbox"/> no Have you ever been expelled from Hungary? If yes, please specify the date. <input type="checkbox"/> yes <input type="checkbox"/> no Year Month Day					
To the best of your knowledge, do you suffer from HIV/AIDS, hepatitis B, tuberculosis, syphilis, leprosy, typhoid diseases, which need treatment, or are you a carrier of HIV, hepatitis B, typhoid or paratyphoid? <input type="checkbox"/> yes <input type="checkbox"/> no If you suffer from any of the above diseases, or you are contagious with or a carrier of them, do you receive compulsory and regular medical treatment? <input type="checkbox"/> yes <input type="checkbox"/> no					
Permanent or habitual residence prior to arrival to Hungary: Country: City/Town: Name of public space:					
What country do you wish to return to or travel onward after the expiry of your legal stay? Country:					

I confirm that the above information is true and correct. I acknowledge that giving false information shall result in the rejection of my application.

Dated:

.....
Signature

Duty stamp:

For official use only!

In case the application is approved

I allow the applicant to stay in Hungary for the purpose of
until ____ Year ____ Month ____ Day.

Dated:

.....
(Signature, seal)

Number of the residence permit issued:

I have received the residence permit.

Dated:

.....
(Applicant's signature)

In case of renewal, the number of the residence permit revoked:

In case the application is rejected

Number of rejection decision:

Date of rejection: ____ Year ____ Month ____ Day

Reasons for rejection (briefly):

INFORMATION
<p>The application for residence permit can be submitted in person, not later than 30 days before the expiry of legal stay, at the regional directorate competent over the accommodation, together with all relevant documents. One passport photo has to be attached to the application form. The applicant must present his/her valid passport when submitting the application form. The passport must be valid at least three more months after the expiry of the residence permitted.</p> <p>Annexes to be attached to the application form:</p> <ul style="list-style-type: none"> <input type="checkbox"/> document certifying family relationship <ul style="list-style-type: none"> • birth certificate • marriage certificate • certificate of adoption in case the person is adopted • other document certifying that the family relationship exists <input type="checkbox"/> document certifying the legal title of residence <ul style="list-style-type: none"> • certified copy of title deed in the case of own property • tenancy agreement • document certifying courtesy utilisation of the flat • other document <input type="checkbox"/> document certifying financial background <ul style="list-style-type: none"> • host family member's statement on maintenance • income certificate issued by the tax authority concerning the previous year • income certificate issued by the employer • other document <input type="checkbox"/> document certifying full health insurance <input type="checkbox"/> in case of establishing employment relationship <ul style="list-style-type: none"> • preliminary arrangement on employment relationship between the employer and the third country employee • valid employment contract • certified copy of the documents proving qualification, level of education, language knowledge, experience and other skills required for the job being carried out by the third country national and the certified Hungarian translation of these documents • please, procure the documents proving qualification and level of education required for the job from the labor centre, which issued the former work permit, using the domestic assistance of the labor centre. <p style="text-align: center;"><i>The aliens policy authority has the right to ask for any further document during the process in order to clarify the circumstances!</i></p> <p>When applying for the renewal of the residence permit, if the conditions that have served as basis for issuing the residence permit are unchanged, the applicant does not have to attach the documents certifying these circumstances again.</p> <p>The applicant can ask the proceeding aliens policy authority to obtain the certificate concerning the data indicated by the applicant from another competent authority. This part of the application is considered as an approval to manage and forward your personal data. If the aliens policy authority obtains the necessary data, the applicant has to pay the related service fees to the aliens policy authority.</p> <p>Any person who has a residence permit for family reunification purposes is obliged to report his/her divorce or his/her spouse's death in 30 days after receiving the final divorce decree or issuance of the death certificate at the regional directorate competent over his/her accommodation with the documents attached.</p> <p>Unless otherwise provided by law, the issuance or renewal of the residence permit shall be refused and any issued residence permit shall be withdrawn, if the applicant has established a family relationship only on the purpose of getting a permit for family reunification.</p>

Appendix 2. List of some Hungarian Consulates in the World

Iran, Teheran

Address: Tehran, Darrou, Hedayat Sq., Shadloo str. 10

Area code: (00)-(98)-(21)

Phone: 2255-04-52, 2255-04-60

Duty: 2255-04-71

Fax: 2255-05-03

E-mail: mission.thr@mfa.gov.hu

Website:

mfa.gov.hu/kulkepvisolet/IR/en/

Opening hours: Sunday-Thursday: 9 a.m.-2 p.m.

Tuesday: 9 a.m.-12:30 p.m.-kedd: 9.00-12.30. – visa application for the purpose of occupations and family reunion and the acceptance of tourist groups' applications –must make an appointment on the internet in advance (<https://ifr.mfa.gov.hu>).

Pakistan, Islamabad

Address: House No 12,F-6/3 Margalla Road Islamabad P.O.B. 1103 Pakistan

Area code: (00)-(92)-(51)

Phone: 282-3352, 282-3353

Duty: 00-92-300-852-6678

Fax: 282-5256

E-mail: mission.isl@kum.hu

Website:

www.mfa.gov.hu/emb/islamabad

Opening hours: Monday and Thursday: 10 a.m.-12 noon

Kenya, Nairobi

Address: Kabarsiran Avenue (off James Gichuru Road) Lavington, Nairobi, Kenya P.O.Box: 61146-00200

Area code: 00-254-20

Phone: 444-2616, 444-2624

Duty phone: 00-254(0)738150 391 and 00-254(0)706-233-1767

Fax: 444-2101

E-mail: mission.nai@kum.gov.hu

Website:

www.mfa.gov.hu/emb/nairobi

Opening hours: Tuesday and Thursday: 9 a.m.-1 p.m.

India, New Delhi

Address: 2/50-M Niti Marg, Chanakyapuri, New Delhi – 110-021

Area Code: (00)-(91)-(11)

Phone: 2611-4737, 2611-4738, 2611-4739, 2611-4740

Duty, only in emergency, 24 hours a day: 0091-87-5030-3555

Fax: 2688-6749

E-mail:

consulate.del@mfa.gov.hu

Opening hours regarding to visa cases:

Monday: 11 a.m. – 1 p.m.

Opening hours regarding to application for residence permit:

Tuesday, Wednesday and Thursday: 9 a.m. -1 p.m.

Libanon, Beirut

Address: Beirut, Sanayeh, Justinien street, BAC building, 9th floor

Area code: 00-961-1

Phone: 730-083, 741-260

Duty: 00-961-3-660262

Fax: 741-261, 730-587

E-mail: mission.bej@mfa.gov.hu

Website:

www.mfa.gov.hu/emb/beirut

Opening hours: Monday and Thursday: 10 a.m.-1 pm

Jordan, Amman

Address: 24, Hani Al-Akashah st. Abdoun, Amman 11181 P.O.B. 3441

Area code: (00)-(962)-(6)

Phone: 592-5614

Duty: +962 796 260 048

Fax: 593-0836

E-mail:

mission.amm@mfa.gov.hu

Website:

www.mfa.gov.hu/emb/amman

Opening hours: Mondays and Wednesdays 9 am – 1

Turkey, Ankara

Address: Macaristan Cumhuriyeti Büyükelçiligi, Sancak Mahallesi, Layos Kosut Caddesi No.2., / Kahire Caddesi No. 30., 06650 Yıldiz, Cankaya, ANKARA

Area code: 00-90-312

Phone: 442-2273

Duty: 00-90-533-699-3694

Fax: 438-9219

E-mail:

consulate.ank@mfa.gov.hu

Website:

www.mfa.gov.hu/emb/ankara

Opening hours: Mondays, Tuesdays, Wednesdays and Fridays 9 am – 12 am

Turkey, Istanbul

Address: Metrocity A Blok, Büyükdere Cad. No. 171., 1. Levent/Istanbul 34330

Area code: +90-212

Phone: 344-12-67, 344-12-68

Duty: 00-90-533-375-8715

Fax: 344-12-69

E-mail:

consulate.ist@mfa.gov.hu,

mission.ist@mfa.gov.hu

Website:

www.mfa.gov.hu/cons/istanbul

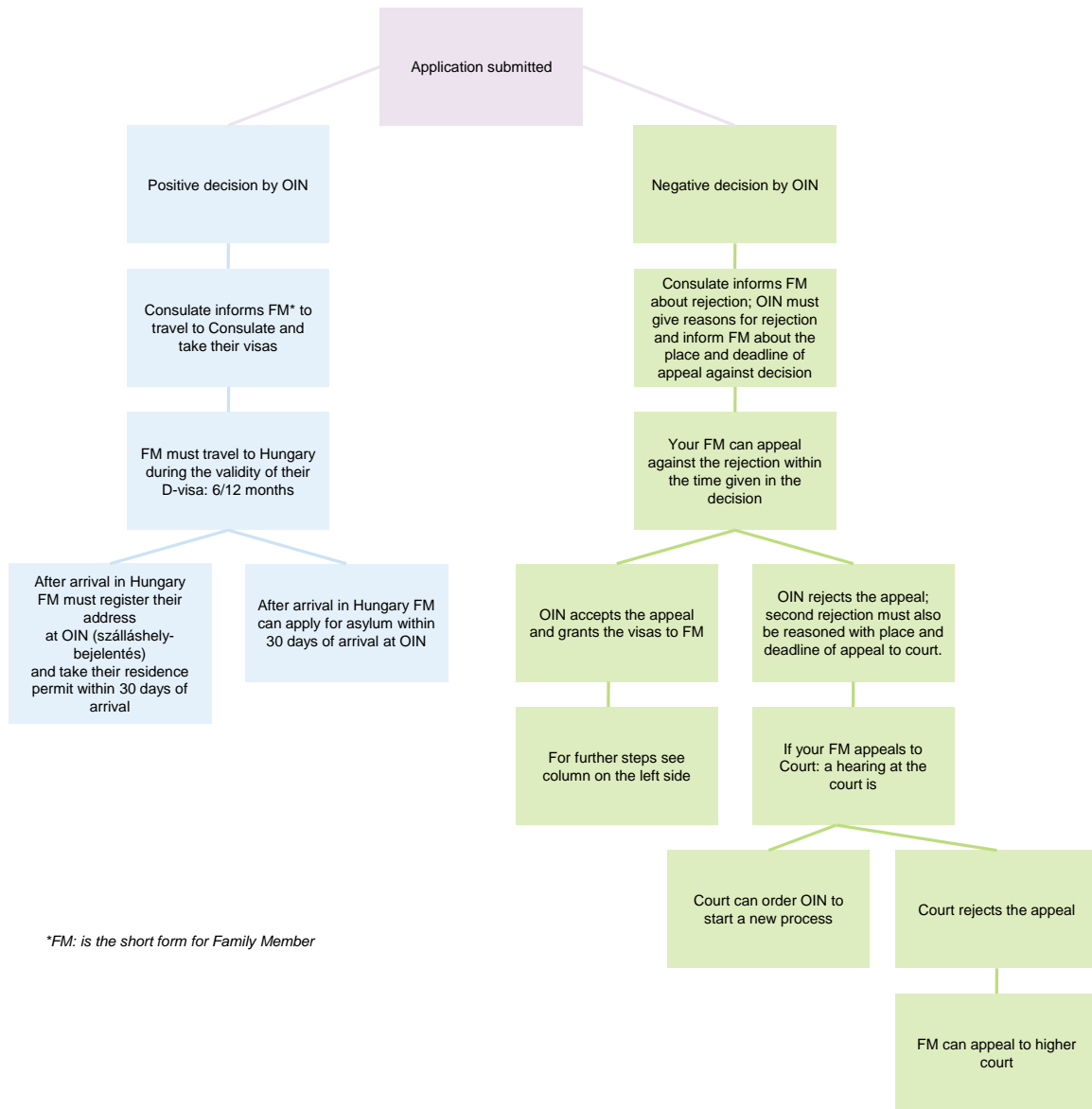
Opening hours: Mondays, Tuesdays, Wednesdays and Thursdays 9 am – 4:30 pm

You can find the contacts of other consulates here:

http://www.kormany.hu/hu/kulugy_miniszterium/kovetsegek-konzulatusok

Other cases: make your appointment in adv

Appendix 3. Chart on the procedure of family reunification



Appendix 4. Contacts of some organisations which can help you with advice and representation in your family reunification process

UNHCR Regional Representation for Central Europe, Refugee Agency

Address: Felvinci út 27., 1022 Budapest
Phone: (+36 1) 336-3060
Fax: (+36 1) 336-3080
E-mail: hunbu@unhcr.org
Website: www.unhcr-budapest.org

Hungarian Helsinki Committee

Address: Bajcsy-Zsilinszky út 36-38., 1054 Budapest
Phone/Fax: (+36 1) 321-4323, (+36 1) 321-4327, : (+36 1) 321-4141
E-mail: helsinki@helsinki.hu
Website: www.helsinki.hu

Menedék Association

Address: 1082 Budapest, Vajdahunyad utca. 13.
Phone: (+36 1) 411-1710, 215-7314
Fax: (+36 1) 411-1711
E-mail: menedek@menedek.hu
Website: www.menedek.hu

International Committee of the Red Cross (ICRC)

Address: 31. Arany János str., 1054 Budapest
Phone: (+36 1) 374-1305, (+36 1) 374-1323;
Fax: (+36 1) 374-1323
E-mail: erzsebet.domonkos@redcross.hu
Website: www.keresoszolgalat.hu

Cordelia Foundation

Address: 37. Balzac str., 1136 Budapest
Phone: (+36 1) 349-1450
Fax: (+36 1) 239-1332
E-mail: cordelia@cordelia.hu
Website: www.cordelia.hu

International Organization of Migration (IOM)

Address: 12. Révay str., 1065 Budapest
Phone: (+36 1) 472-2500
Fax: (+36 1) 239-1332
E-mail: iombudapest@iom.int
Website: www.iom.hu

Regional Directorates of the Office of Immigration and Nationality

Budapest and Pest Country Regional Directorate

Address: 60. Budafoki str. 1117. Budapest
Phone: (+36 1) 463-9100
Fax: (+36 1) 239-1332
E-mail: bpr@bah.b-m.hu
Website: www.bmbah.hu

Northern Great Plain Regional Directorate

Address: 149. Sámsoni road, 4033. Debrecen
Phone: (+36 52) 503-840
Fax: (+36 52) 503-841
E-mail: ear@bah.b-m.hu
Website: www.bmbah.hu

Southern Great Plain Regional Directorate

Address: 15. Londoni blvd., 6724. Szeged
Phone: (+36 62) 549-140
Fax: (+36 62) 549-147
E-mail: dar@bah.b-m.hu
Website: www.bmbah.hu

Northern Hungary Regional Directorate

Address: 2. Hatvanötösök útja str., 3526 Miskolc
Phone: (+36 46) 500-690
Fax: (+36 46) 504-538
E-mail: emr@bah.b-m.hu
Website: www.bmbah.hu

Southern Transdanubia Regional Directorate

Address: 3. Csend str. 7623. Pécs
Phone: (+36 72) 518-720
Fax: (+36 72) 518-723
E-mail: ddr@bah.b-m.hu
Website: www.bmbah.hu

Central Transdanubia Regional Directorate

Address: 38. József Attila str., 8000. Székesfehérvár
Phone: (+36 22) 510-755
Fax: (+36 22) 510-655
E-mail: kdr@bah.b-m.hu
Website: www.bmbah.hu

Western Transdanubia Regional Directorate

Address: 15-17. Szövetség str., 9026. Győr
Phone: (+36 96) 510-700, (+36 96) 510-759
Fax: (+36 96) 510-696, (+36 96) 510-799
E-mail: ndr@bah.b-m.hu

Website: www.bmbah.hu