

# GAMBIA



© UNICEF/NYHQ/2009-0838/Parker

## STATISTICAL PROFILE ON FEMALE GENITAL MUTILATION/CUTTING

Female genital mutilation/cutting (FGM/C) refers to “all procedures involving partial or total removal of the female external genitalia or other injury to the female genital organs for non-medical reasons.”<sup>1</sup> FGM/C is a violation of girls’ and women’s human rights and is condemned by many international treaties and conventions, as well as by national legislation in many countries. Yet, where it is practised, FGM/C is performed in line with tradition and social norms to ensure that girls are socially accepted and marriageable, and to uphold their status and honour and that of the entire family. UNICEF works with government, civil society partners and other UN agencies towards the elimination of FGM/C in countries where it is still practised.

1 World Health Organization, *Eliminating Female Genital Mutilation: An interagency statement*, WHO, UNFPA, UNICEF, UNIFEM, OHCHR, UNHCR, UNECA, UNESCO, UNDP, UNAIDS, WHO, Geneva, 2008, p. 4.

**2015** National decree/legislation banning FGM/C passed

### SELECTED STATISTICS ON WOMEN’S STATUS

**9%** of women 20-24 years were married or in union before age 15

**30%** of women 20-24 years were married or in union before age 18

**19%** of women 20-24 years have given birth by age 18

**58%** of women 15-49 years think that a husband/partner is justified in hitting or beating his wife/partner under certain circumstances

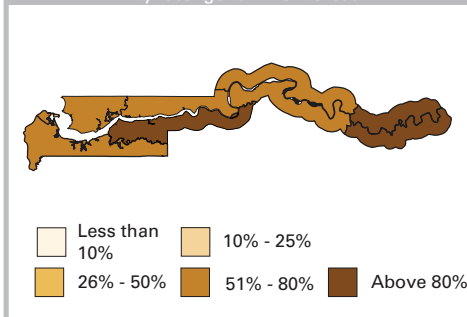
**70%** of women 15-49 years make use of at least one type of information media at least once a week (newspaper, magazine, television or radio)

Source: DHS 2013

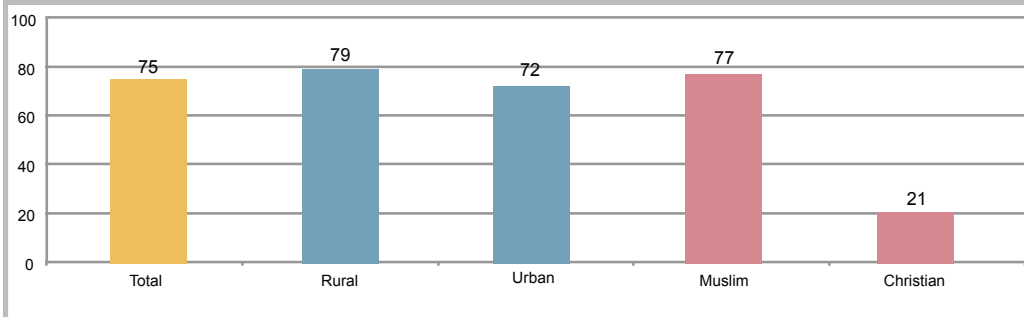
## HOW WIDESPREAD IS THE PRACTICE?

### Three in four girls and women of reproductive age have undergone FGM/C

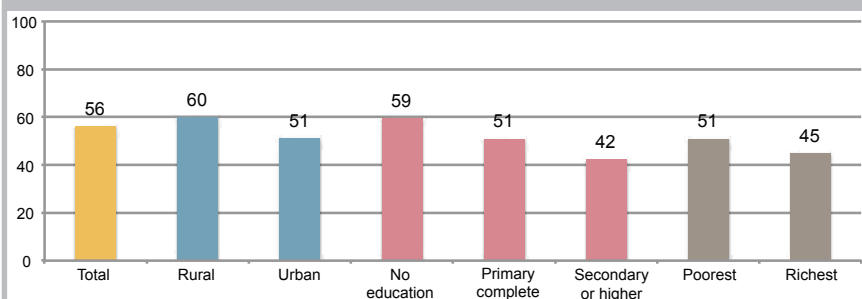
Percentage of girls and women aged 15 to 49 years who have undergone FGM/C, by local government areas



Percentage of girls and women aged 15 to 49 years who have undergone FGM/C, by place of residence and religion

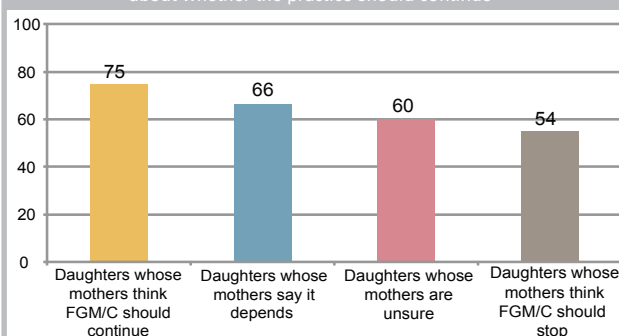


Percentage of girls aged 0 to 14 years who have undergone FGM/C (as reported by their mothers), by residence, mother's education and wealth quintile



Source: MICS 2010

Among daughters of cut girls and women, the percentage of girls aged 0 to 14 years who have undergone FGM/C, by mothers' attitudes about whether the practice should continue

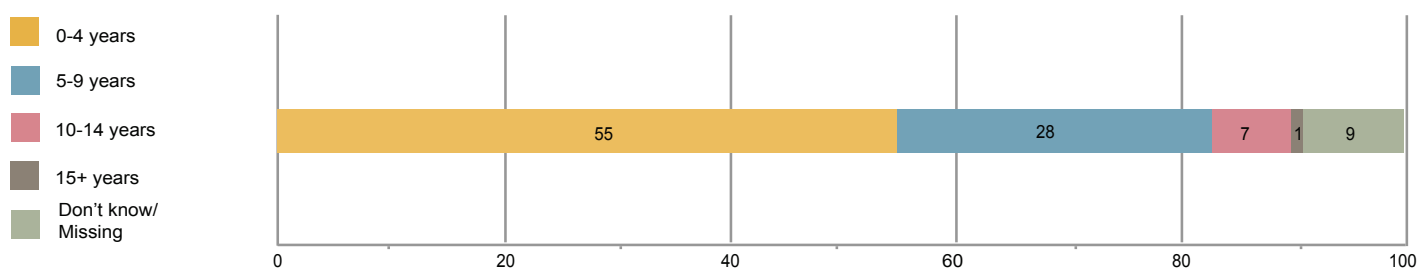


Source: MICS 2010

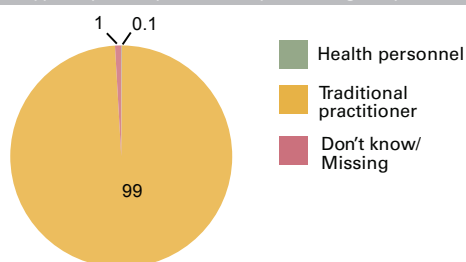
## WHEN AND HOW IS FGM/C PERFORMED?

### More than half of girls and women were subjected to FGM/C before age five

Percentage distribution of girls and women aged 15 to 49 years who have undergone FGM/C, by age at which cutting occurred

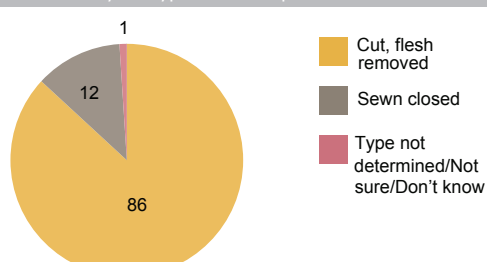


Percentage distribution of girls aged 0 to 14 years who have undergone FGM/C (as reported by their mothers), according to the type of person/practitioner performing the procedure



Source: MICS 2010

Percentage distribution of girls aged 0 to 14 years who have undergone FGM/C (as reported by their mothers), by the type of FGM/C performed



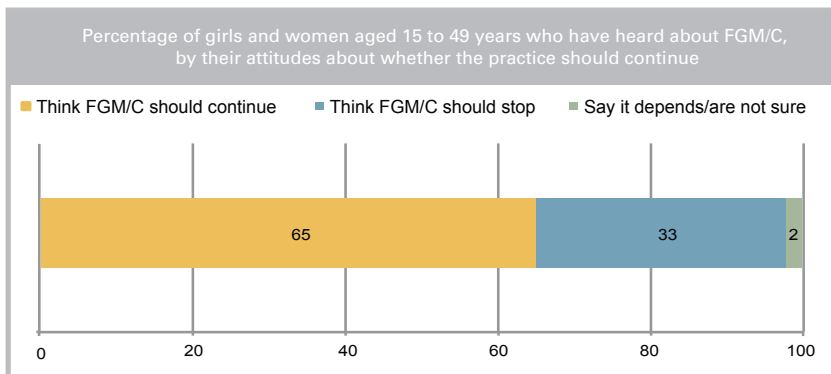
Source: MICS 2010

Notes: The boundaries and the names shown and the designations used on the map do not imply official endorsement or acceptance by the United Nations. Only categories with 25 or more unweighted cases are presented. Due to rounding, some of the data presented may not add up to 100 per cent. Prevalence data for girls aged 0 to 14 reflect their current, but not final, FGM/C status since some girls who have not been cut may still be at risk of experiencing the practice once they reach the customary age for cutting. Therefore, the data on prevalence for girls under age 15 is actually an underestimation of the true extent of the practice. Since age at cutting varies among settings, the amount of underestimation also varies and this should be kept in mind when interpreting all FGM/C prevalence data for this age group. Data on the prevalence of FGM/C among daughters of mothers who are unsure about the continuation of the practice are based on 25-49 unweighted cases. Data for girls and women are used to report on age at cutting since the earlier MICS (2005-2006) did not have questions on age at cutting for most recently cut daughters. 'Health personnel' includes doctors, nurses, midwives and other health workers; 'Traditional practitioner' includes traditional circumcisers, traditional birth attendants, traditional midwives and other types of traditional practitioners. The 2013 DHS did not collect data on the prevalence of FGM/C among girls aged 0 to 14 years.

Source for all charts on this page: DHS 2013, unless otherwise noted.

## WHAT ARE THE PREVAILING ATTITUDES TOWARDS FGM/C?

Almost two of three girls and women in Gambia support the continuation of FGM/C

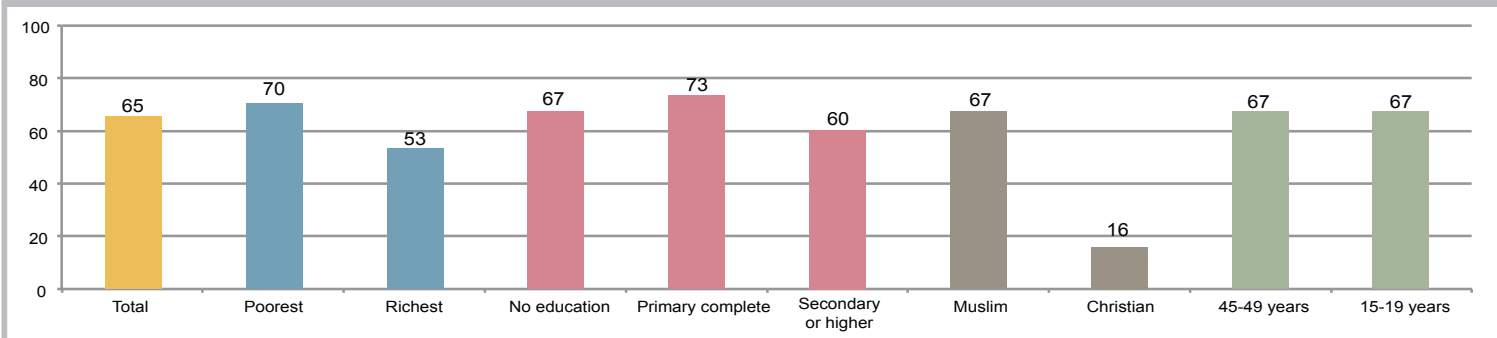


Among girls and women aged 15 to 49 years who have heard about FGM/C, the percentage who cite specific benefits or advantages for a girl to undergo the procedure

For self-esteem	37
No benefits	28
Preservation of virginity	19
Prevent fooling around	17
Don't know	14
Other	6

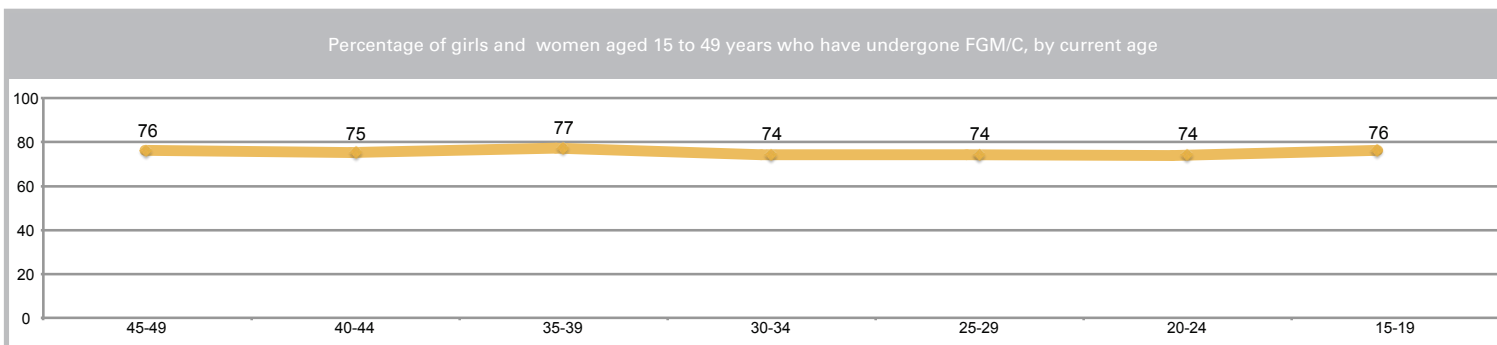
Source: MICS 2010

Percentage of girls and women aged 15 to 49 years who have heard about FGM/C and think the practice should continue, by wealth quintile, education, religion and age

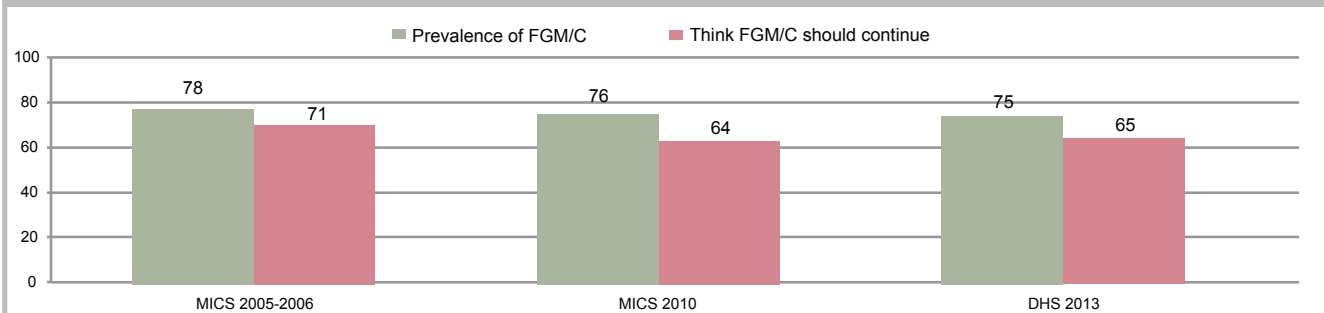


## IS THE PRACTICE OF FGM/C CHANGING?

There has been no significant change in the prevalence of FGM/C in Gambia



Percentage of girls and women aged 15 to 49 years who have undergone FGM/C, and percentage of girls and women aged 15 to 49 years who have heard about FGM/C and think the practice should continue, by survey year



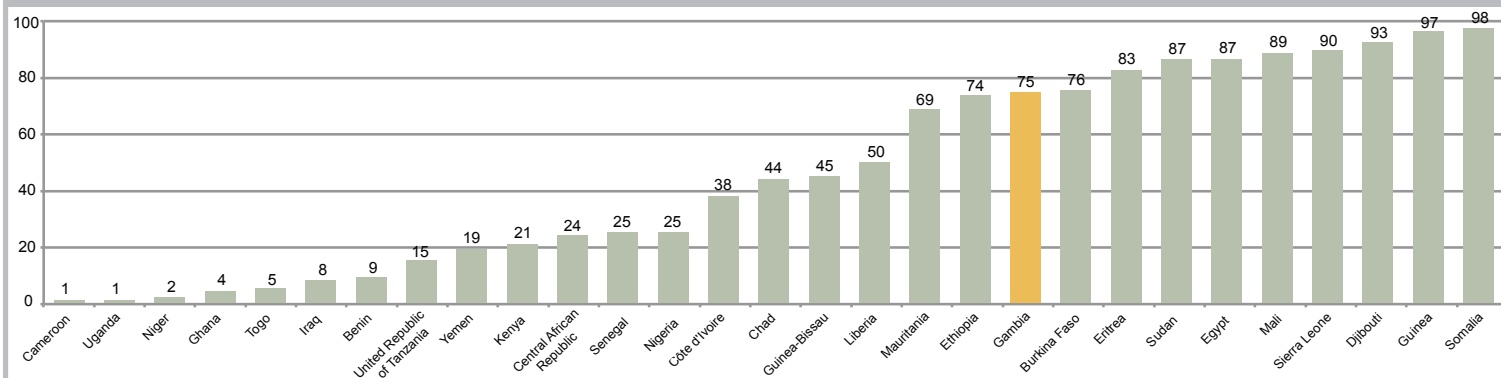
Source for all of the above charts: DHS 2013, unless otherwise noted.

# GAMBIA

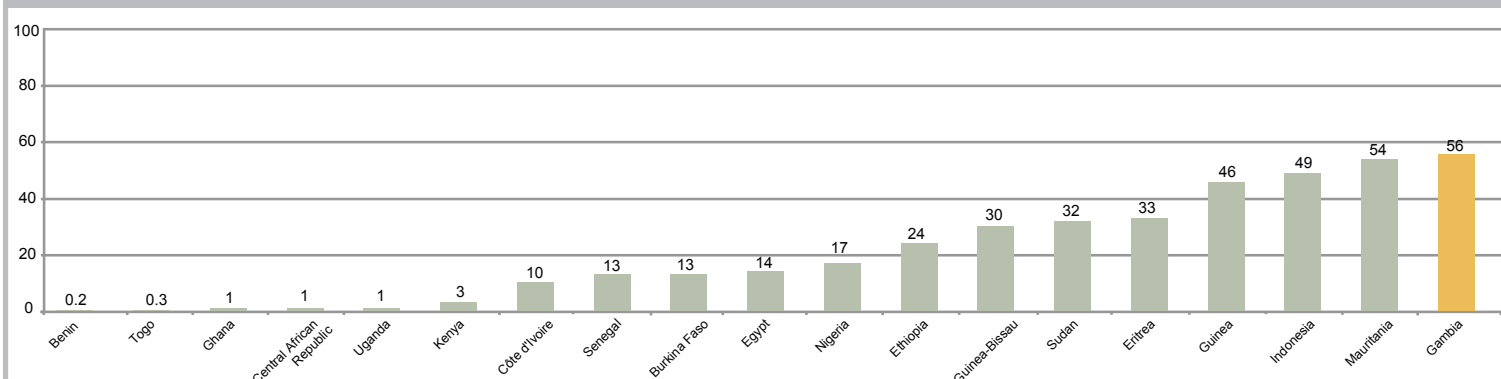


## INTER-COUNTRY STATISTICAL OVERVIEW

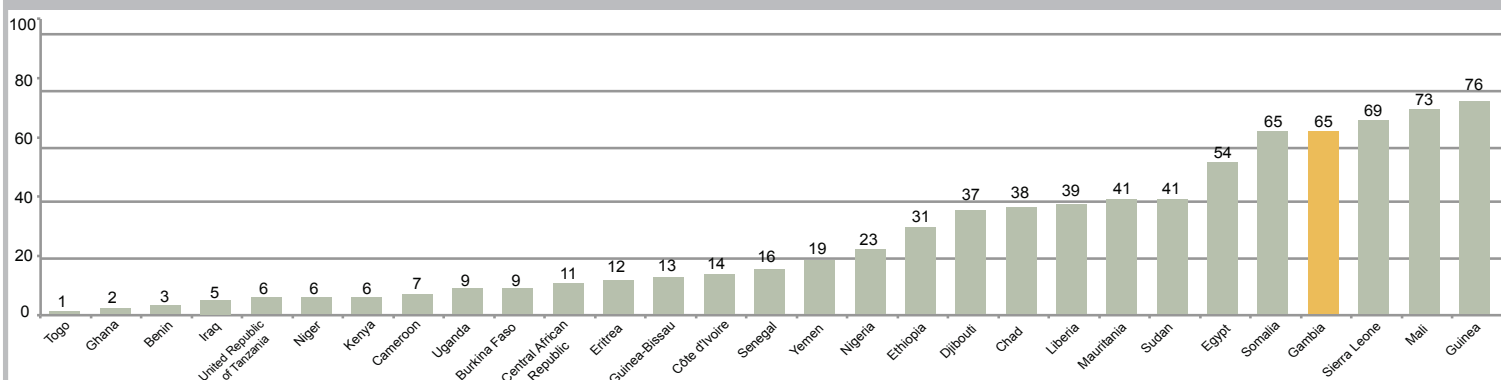
Percentage of girls and women aged 15 to 49 years who have undergone FGM/C



Percentage of girls aged 0 to 14 years who have undergone FGM/C (as reported by their mothers)



Percentage of girls and women aged 15 to 49 years who have heard about FGM/C and think the practice should continue



Notes: Egypt data refer to girls aged 1-14 years and Indonesia data refer to girls aged 0-11 years. An older source is used to report on the prevalence of FGM/C among girls aged 0-14 years for Gambia (MICS 2010) since the 2013 DHS did not collect these data. MICS data for Ghana (2011) could not be used to report on attitudes towards FGM/C due to the fact that information is missing for girls and women with no living daughters; data from MICS 2006 are used instead. In Liberia, only cut girls and women were asked about their attitudes towards FGM/C; since girls and women from practising communities are more likely to support the practice, the level of support in this country as captured by the 2013 DHS is higher than would be expected had all girls and women been asked their opinion. Prevalence data on FGM/C for girls and women aged 15-49 years and data on attitudes towards FGM/C are not available for Indonesia.

Sources: DHS, MICS, Population and Health Survey, RISKESDAS and Welfare Monitoring Survey, 2004-2015.

Updated February 2016

**FOR MORE INFORMATION**

Data and Analytics Section - Division of Data, Research and Policy  
UNICEF, 3 UN Plaza, New York, 10017  
Website: [data.unicef.org](http://data.unicef.org) Email: [data@unicef.org](mailto:data@unicef.org)

The Data and Analytics Section gratefully acknowledges inputs shared by UNICEF country offices.