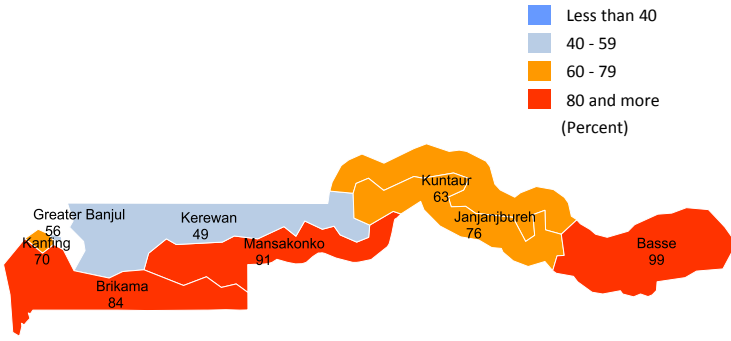
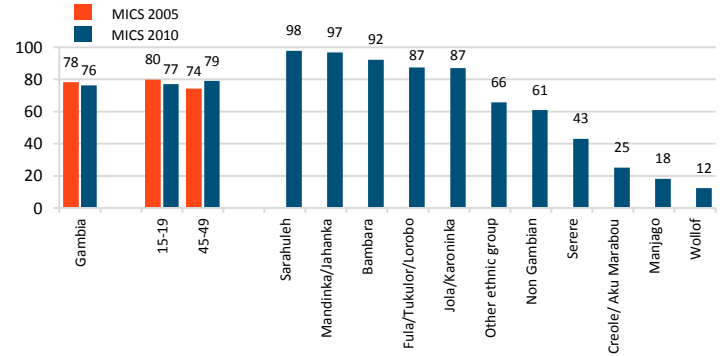


**Prevalence of Female Genital Mutilation/Cutting (FGM/C) among Women Aged 15-49**

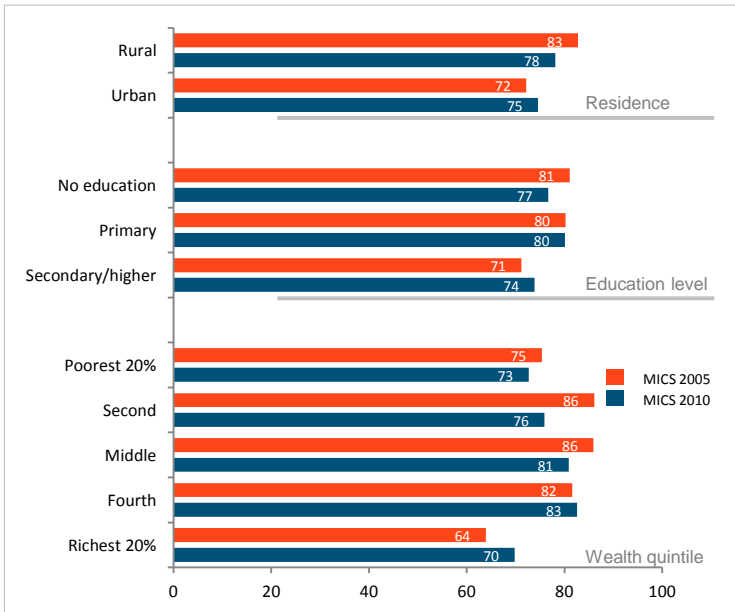


**Levels:** currently, **76%** of women aged 15-49 in Gambia have undergone some form of FGM/C

**Trends:** prevalence of FGM/C has decreased by **3%** between 2005 and 2010

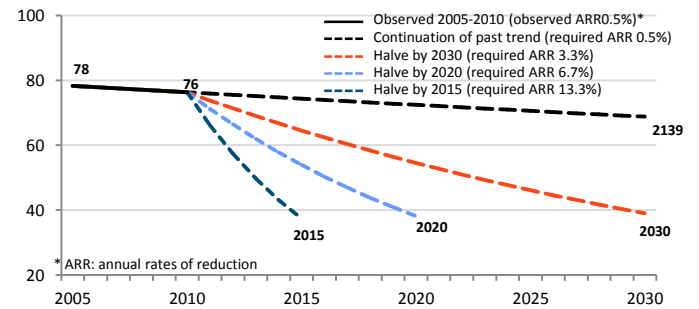


**Inequalities:** Human rights violations affect women and girls differently. Girls living in rural areas are at the greatest risk of FGM/C.

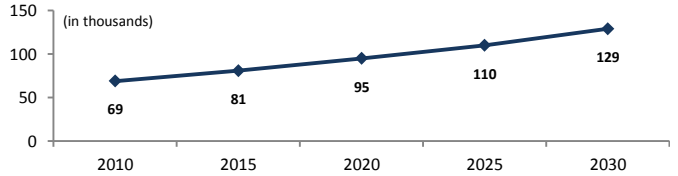


**Projections**

To meet the target of reducing the FGM/C rate by half, more intensive interventions and resources are needed

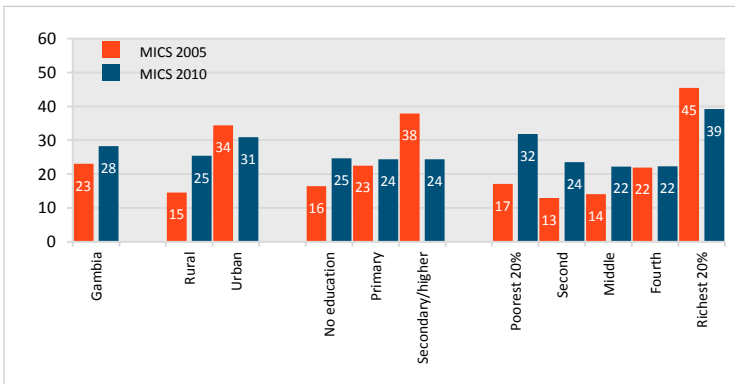


If present trends continue, 129,000 girls born between 2010-2015 will experience FGM/C by 2030



**Opposition to FGM/C**

About 28 percent of women believe FGM/C should be discontinued



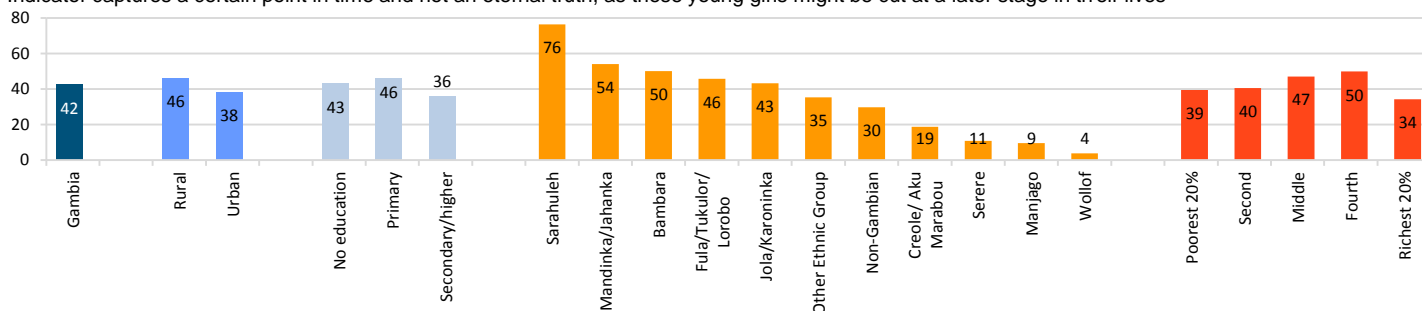
**Key Indicators**

<b>Population size, female age 15-49</b> (in thousands), 2010	<b>401</b>	World Population Prospects 2012
<b>Prevalence of FGM/C among women 15-49</b> (%)	<b>76</b>	MICS 2010
<b>Prevalence of FGM/C among girls 15-19</b> (%)	<b>77</b>	MICS 2010
<b>Ethnic group with the highest prevalence in the country</b> (%)	<b>98</b>	MICS 2010
<b>Existence of national policies and laws banning FGM/C; Year passed</b>	<b>Making progress</b>	FGM/C programme data

## FGM/C among Young Girls

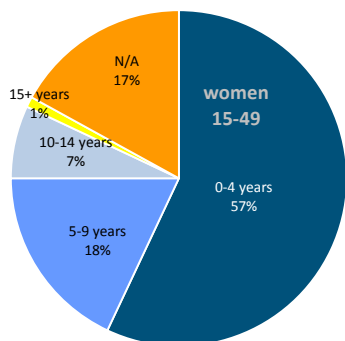
**42%** daughters aged 0-14 in Gambia have undergone some form of FGM/C, prevalence among girls of the Sarahuleh ethnic groups are extremely high - more than 70%

Indicator captures a certain point in time and not an eternal truth, as these young girls might be cut at a later stage in their lives



## Age at FGM/C

More than **half** of the women who have undergone FGM/C were cut before age 5

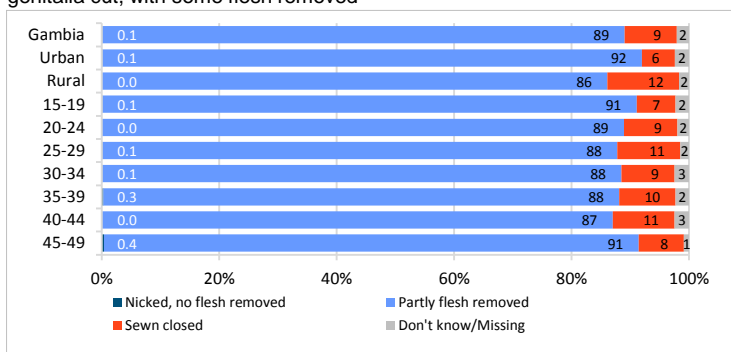


Data not available

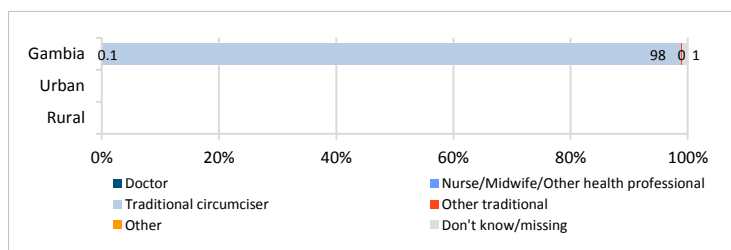
Data not available

## Type of FGM/C and Performers of FGM/C

Almost 90% of girls and women who have undergone FGM/C have had their genitalia cut, with some flesh removed

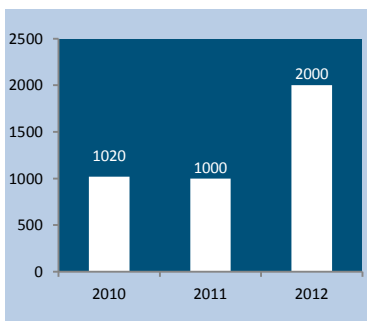


FGM/C is essentially performed by traditional circumcisers (more than 95%)

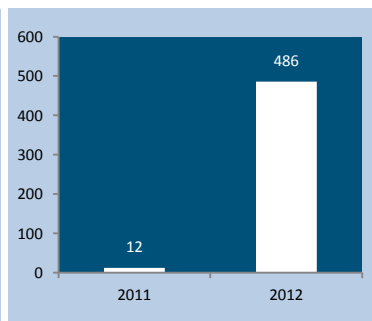


## Monitoring the UNFPA-UNICEF Joint Programme on FGM/C

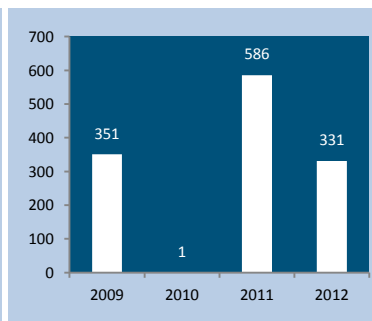
**Community leaders and stakeholders** committed to FGM/C abandonment



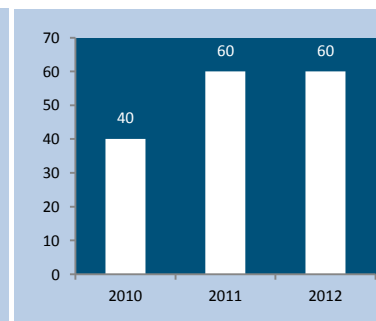
**Religious leaders** that make public declarations delinking FGM/C from religion



**Cumulative number of villages** declaring the abandonment of FGM/C



**Health facilities** integrating FGM/C prevention in their antenatal and postnatal care



Source: FGM/C Programme data 2012