

**Total Ukrainians seeking asylum or other forms of stay in neighbouring countries only:**  
343,700  
534,300

**POLAND**  
3,500  
52,000











**SLOVAKIA**  
20  
N/A

**HUNGARY**  
50  
5,900

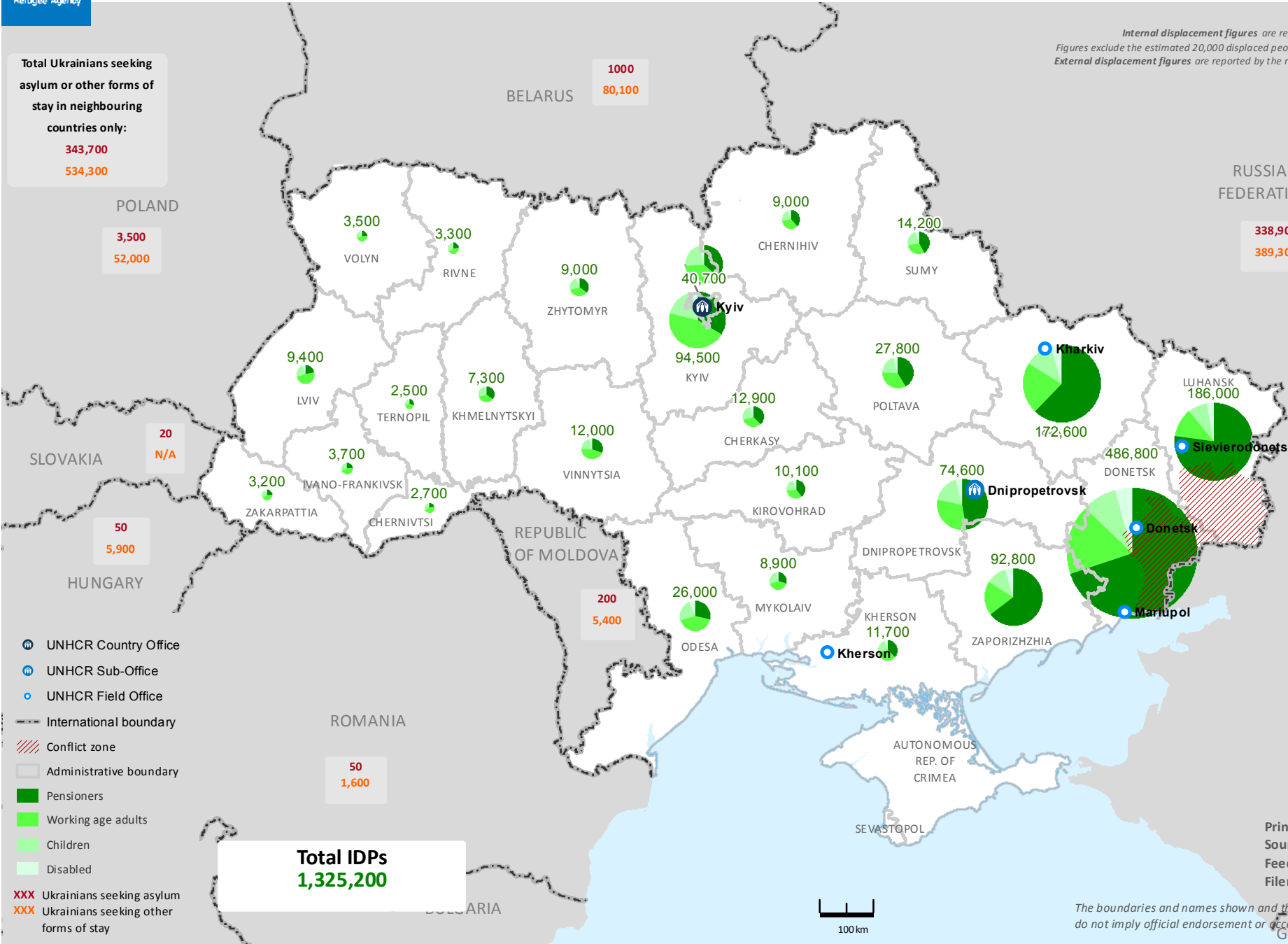
**ROMANIA**  
50  
1,600

**BELARUS**  
1000  
80,100

**RUSSIAN FEDERATION**  
338,900  
389,300

-  UNHCR Country Office
-  UNHCR Sub-Office
-  UNHCR Field Office
-  International boundary
-  Conflict zone
-  Administrative boundary
-  Pensioners
-  Working age adults
-  Children
-  Disabled
- XXX** Ukrainians seeking asylum
- XXX** Ukrainians seeking other forms of stay

**Total IDPs**  
**1,325,200**



Internal displacement figures are reported by the Ministry of Social Policy. Figures exclude the estimated 20,000 displaced people in Autonomous Republic of Crimea. External displacement figures are reported by the respective national asylum authorities:  
Belarus - 4 June 2015  
Slovakia - 30st April 2015  
Hungary - 17th May 2015  
Romania - 1st May 2015  
Poland - 31 May 2015  
Rep. of Moldova - 5th June 2015  
Russian Fed. - 2 June 2015

Printing date: 05 Jun 2015  
Sources: UNHCR Shelter Sector  
Feedback: [mapping@unhcr.org](mailto:mapping@unhcr.org)  
Filename: ukr\_IDPs\_A4L

The boundaries and names shown and the designations used on this map do not imply official endorsement or acceptance by the United Nations.

