



Statistical Summary

as of
28-Feb-2022

Refugees and Asylum Seekers in Kenya

	Total Refugee & Asylum Seeker Population	Dadaab Camp	Kakuma Camp	Kalobeyei Settlement	Urban (Eldoret)	Urban (Nbi, Msa & Nak)	
A. Refugees and Asylum Seekers	543,919	234,025	178,204	44,043	2,709	84,938	- Page 2
B. Registration	5,847	0	4,834			1,013	- Page 6
C. Refugee Status Determination							- Page 7
1. Applied	2,997	6	2,244			747	
2. Recognized	238	0	234			4	
3. Rejected	0	0	0			0	
4. Pending	61,652	1,423	30,996			29,233	
D. 2022 Resettlement Submissions	206						- Page 8
E. 2022 Resettlement Departures	127						- Page 9
F. 2022 Voluntary Repatriation	95						- Page 10

SUMMARY

The refugee and asylum-seeker population in Kenya stood at 543,919 persons as of 28th of February 2022, which comprises 482,267 (89%) refugees and 61,652 (11%) asylum-seekers. Compared with January 2022, there is a slight increase in the total population, from 539,766 to 543,919 as at the end of February 2022, mainly because of new birth registrations undertaken during the reporting period and increase in the number of new arrivals mostly from South Sudan, Burundi, the Democratic Republic of the Congo, and Somalia.

Registration activities are ongoing, including identification of people relocating through active use of Biometric Identity Management system (BIMS). In Kakuma, the Self-Service Kiosk (KASI) used by refugees to make various appointments, including complains and grievances, with UNHCR (Protection), Department of Refugee Services (Movement Passes) and the Kakuma Kalobeyei Challenge Fund was utilised during the reporting period.

1. Population decreases

a. Voluntary Repatriation: From 1st of January to 28th of February 2022, UNHCR and partners have assisted a total of 95 persons to return to their places of origin voluntarily.

b. Resettlement: From 1 January to 28th of February 2022, a total of 127 refugees departed to various resettlement countries that include; Australia (12), Canada (24), Germany (21), Netherlands (5), Norway (19) and United States of America (46).

c. Other Decreases: Closure/Inactivation of 270 individuals during continuous registration activities.

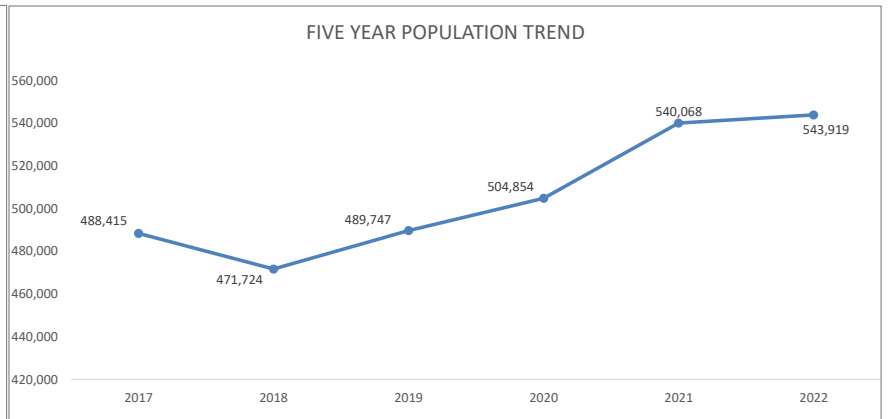
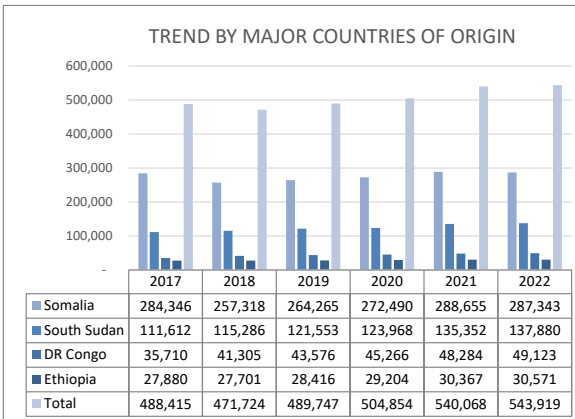
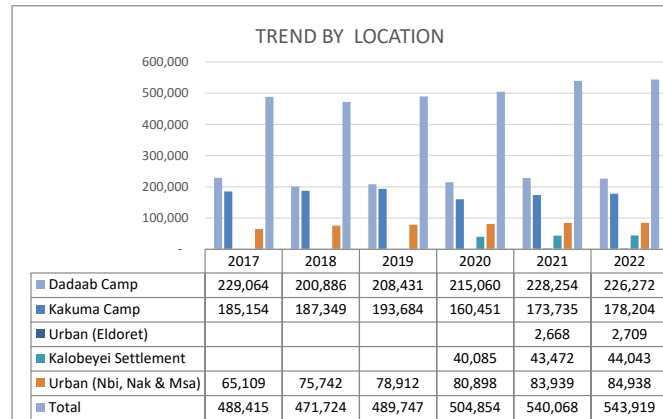
2. Population increases

a. New registration: A total of 3,901 individuals were registered during the reporting period, mainly additions of newly born babies. Hence, the total number of persons registered since the beginning of January 2022 stands at 5,847 (Camps 4,834 and Urban 1,013) – an average increase of 2,924 per month.

b. Other Increases: Reactivation of 423 individuals after re-establishing contact with Refugee Affairs Secretariat offices during continuous registration activities.

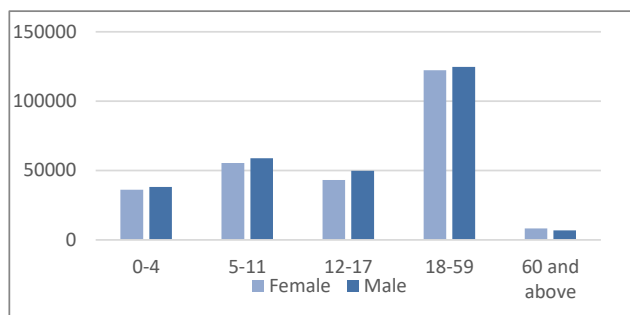
REFUGEES AND ASYLUM SEEKERS IN KENYA BY COUNTRY OF ORIGIN AND LOCATION

Country of Origin	2017				2018				2019				2020				2021				2022								
	Dadaab Camp	Kakuma Camp	Nairobi	Total	Dadaab Camp	Kakuma Camp	Nairobi	Total	Dadaab Camp	Kakuma Camp	Urban (Nbi, Nak & Msa)	Total	Dadaab Camp	Kakuma Camp	Kalobeyei Settlement	Urban (Nbi, Nak & Msa)	Total	Dadaab Camp	Kakuma Camp	Kalobeyei Settlement	Urban (Eldoret)	Urban (Nbi, Nak & Msa)	Total	Dadaab Camp	Kakuma Camp	Kalobeyei Settlement	Urban (Eldoret)	Urban (Nbi, Nak & Msa)	Total
Total	238,152	185,154	65,109	488,415	208,633	187,349	75,742	471,724	217,151	193,684	78,912	489,747	223,420	160,451	40,085	80,898	504,854	236,254	173,735	43,472	2,668	83,939	540,068	234,025	178,204	44,043	2,709	84,938	543,919
Somalia	229,064	35,549	19,733	284,346	200,886	33,844	22,588	257,318	208,431	34,620	21,214	264,265	215,060	35,743	104	21,583	272,490	228,254	37,412	117	59	22,813	288,655	226,272	37,764	117	59	23,131	287,343
South Sudan	990	105,168	5,454	111,612	978	108,450	5,858	115,286	938	112,189	8,426	121,553	625	85,107	29,778	8,458	123,968	641	90,832	32,954	2,452	8,473	135,352	605	92,944	33,386	2,489	8,456	137,880
DR Congo	114	11,533	24,063	35,710	93	12,232	28,980	41,305	77	13,453	30,046	43,576	78	12,990	1,487	30,711	45,266	98	15,428	1,605	5	31,148	48,284	99	15,937	1,617	6	31,464	49,123
Ethiopia	7,759	10,470	9,651	27,880	6,478	10,502	10,721	27,701	7,502	10,148	10,766	28,416	7,480	5,605	5,017	11,102	29,204	7,088	6,033	5,109	87	12,050	30,367	6,878	6,184	5,153	87	12,269	30,571
Burundi	83	10,134	2,611	12,828	65	10,020	3,237	13,322	72	11,235	3,791	15,098	64	9,437	2,791	4,228	16,520	65	12,114	2,729	6	4,239	19,153	65	13,248	2,790	6	4,312	20,421
Sudan	53	9,789	166	10,008	46	9,879	181	10,106	46	9,700	180	9,926	24	9,550	356	179	10,109	15	9,383	355	34	192	9,979	14	9,463	357	35	191	10,060
Uganda	57	1,705	720	2,482	65	1,501	846	2,412	70	1,523	906	2,499	72	1,234	445	875	2,626	75	1,657	486	9	859	3,086	75	1,763	503	7	855	3,203
Eritrea	8	60	1,273	1,341	4	192	1,607	1,803	4	34	1,793	1,831	4	40	1	1,851	1,896	4	36	1	11	2,149	2,201	4	41	1	11	2,202	2,259
Rwanda	16	611	1,015	1,642	11	612	1,117	1,740	7	652	1,129	1,788	8	634	64	1,165	1,871	9	748	66	-	1,166	1,989	10	767	68	-	1,194	2,039
Other	8	135	423	566	7	117	607	731	4	130	661	795	5	111	42	746	904	5	92	50	5	850	1,002	3	93	51	9	864	1,020

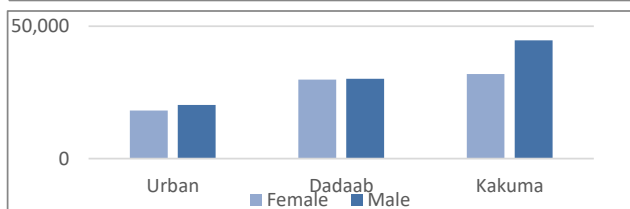


REFUGEES AND ASYLUM SEEKERS IN KENYA : DEMOGRAPHIC BREAKDOWN

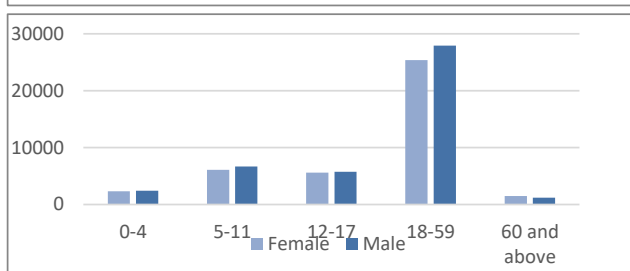
Total Kenya	Age Group	Sex				Total	
		Female		Male			
		#	%	#	%	#	%
	0-4	36,111	6.6%	38,201	7.0%	74,312	13.7%
	5-11	55,438	10.2%	58,886	10.8%	114,324	21.0%
	12-17	43,217	7.9%	49,842	9.2%	93,059	17.1%
	18-59	122,361	22.5%	124,719	22.9%	247,080	45.4%
	60 and above	8,300	1.5%	6,844	1.3%	15,144	2.8%
	Total	265,427	48.8%	278,492	51.2%	543,919	



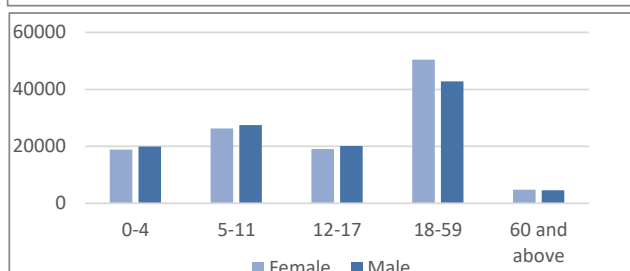
18 - 35 years	Site Name	Sex				Total	
		Female		Male			
		#	%	#	%	#	%
	Urban	18,111	10.3%	20,306	11.6%	38,417	21.9%
	Dadaab	29,843	17.0%	30,137	17.2%	59,980	34.3%
	Kakuma	31,938	18.2%	44,716	25.5%	76,654	43.8%
	Total	79,892	45.6%	95,159	54.4%	175,051	



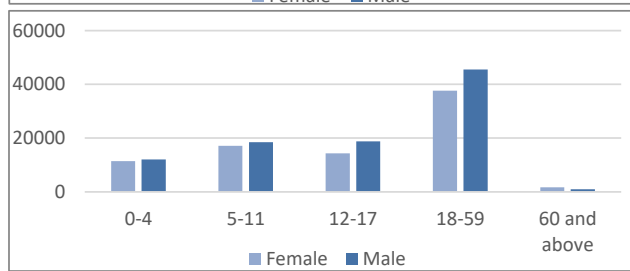
Urban (Nbi, Nak & Misa)	Age Group	Sex				Total	
		Female		Male			
		#	%	#	%	#	%
	0-4	2,309	2.7%	2,448	2.9%	4,757	5.6%
	5-11	6,101	7.2%	6,681	7.9%	12,782	15.0%
	12-17	5,624	6.6%	5,734	6.8%	11,358	13.4%
	18-59	25,403	29.9%	27,947	32.9%	53,350	62.8%
	60 and above	1,509	1.8%	1,182	1.4%	2,691	3.2%
	Total	40,946	48.2%	43,992	51.8%	84,938	



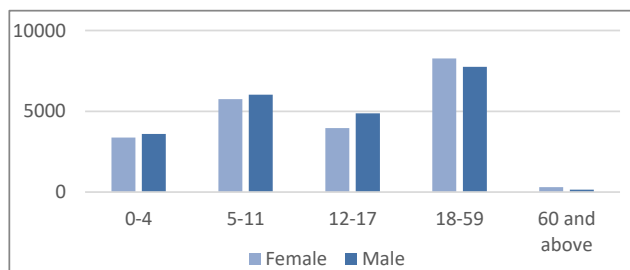
Dadaab Camp	Age Group	Sex				920	
		Female		Male		#	%
		#	%	#	%		
	0-4	18,831	8.0%	19,920	8.5%	38,751	16.6%
	5-11	26,246	11.2%	27,421	11.7%	53,667	22.9%
	12-17	19,015	8.1%	20,121	8.6%	39,136	16.7%
	18-59	50,397	21.5%	42,788	18.3%	93,185	39.8%
	60 and above	4,740	2.0%	4,546	1.9%	9,286	4.0%
	Total	119,229	50.9%	114,796	49.1%	234,025	



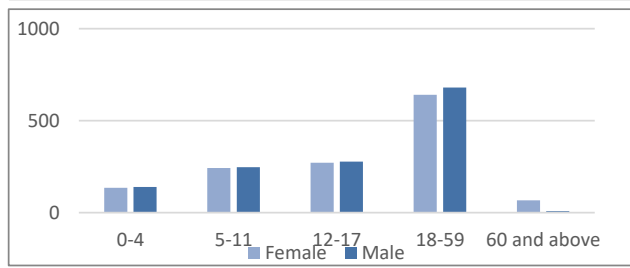
Kakuma Camp	Age Group	Sex				Total	
		Female		Male		#	%
		#	%	#	%		
	0-4	11,461	6.4%	12,092	6.8%	23,553	13.2%
	5-11	17,105	9.6%	18,512	10.4%	35,617	20.0%
	12-17	14,355	8.1%	18,834	10.6%	33,189	18.6%
	18-59	37,657	21.1%	45,546	25.6%	83,203	46.7%
	60 and above	1,682	0.9%	960	0.5%	2,642	1.5%
	Total	82,260	46.2%	95,944	53.8%	178,204	



Kalobeyei Settlement	Age Group	Sex				Total	
		Female		Male		#	%
		#	%	#	%		
	0-4	3,375	1.9%	3,601	2.0%	6,976	15.8%
	5-11	5,744	3.2%	6,025	3.4%	11,769	26.7%
	12-17	3,952	2.2%	4,875	2.7%	8,827	20.0%
	18-59	8,263	4.6%	7,758	4.4%	16,021	36.4%
	60 and above	302	0.2%	148	0.1%	450	1.0%
	Total	21,636	49.1%	22,407	50.9%	44,043	



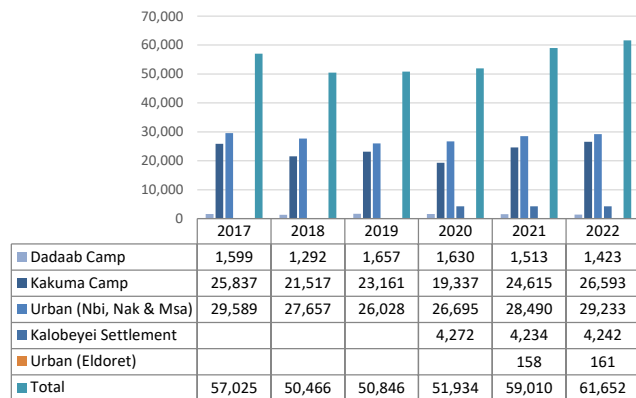
Urban (Eldoret)	Age Group	Sex				Total	
		Female		Male		#	%
		#	%	#	%		
	0-4	135	0.1%	140	0.1%	275	0.6%
	5-11	242	0.1%	247	0.1%	489	1.1%
	12-17	271	0.2%	278	0.2%	549	1.2%
	18-59	641	0.4%	680	0.4%	1,321	3.0%
	60 and above	67	0.0%	8	0.0%	75	0.2%
	Total	1,356	50.1%	1,353	49.9%	2,709	



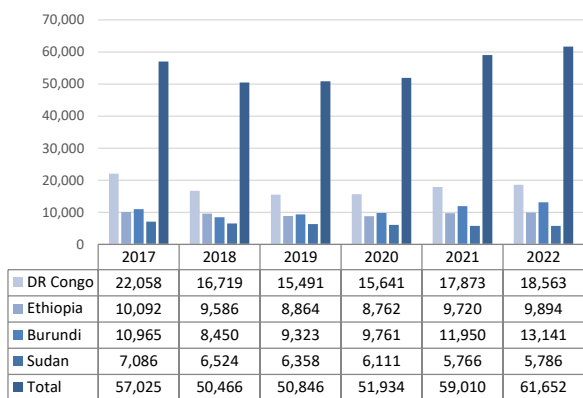
ASYLUM SEEKERS STATISTICS BY COUNTRY OF ORIGIN AND LOCATION

Country of Origin	2017				2018				2019				2020					2021						2022					
	Dadaab Camp	Kakuma Camp	Nairobi	Total	Dadaab Camp	Kakuma Camp	Nairobi	Total	Dadaab Camp	Kakuma Camp	Urban (Nbi, Nak & Msa)	Total	Dadaab Camp	Kakuma Camp	Kalobeyei Settlement	Urban (Nbi, Nak & Msa)	Total	Dadaab Camp	Kakuma Camp	Kalobeyei Settlement	Urban (Eldoret)	Urban (Nbi, Nak & Msa)	Total	Dadaab Camp	Kakuma Camp	Kalobeyei Settlement	Urban (Eldoret)	Urban (Nbi, Nak & Msa)	Total
Total	1,599	25,837	29,589	57,025	1,292	21,517	27,657	50,466	1,657	23,161	26,028	50,846	1,630	19,337	4,272	26,695	51,934	1,513	24,615	4,234	158	28,490	59,010	1,423	26,593	4,242	161	29,233	61,652
DR Congo	14	4,222	17,822	22,058	8	3,465	13,246	16,719	6	4,493	10,992	15,491	8	4,299	449	10,885	15,641	15	6,441	472	5	10,940	17,873	15	6,933	458	6	11,151	18,563
Ethiopia	1,129	3,786	5,177	10,092	881	3,286	5,419	9,586	1,199	3,162	4,503	8,864	1,220	1,869	1,103	4,570	8,762	1,072	2,167	1,124	87	5,270	9,720	1,012	2,270	1,082	87	5,443	9,894
Burundi	27	8,763	2175	10,965	22	6,239	2,189	8,450	30	6,878	2,415	9,323	29	5,038	1,921	2,773	9,761	26	7,346	1,778	6	2,794	11,950	26	8,432	1,821	6	2,856	13,141
Sudan	2	7,021	63	7,086	2	6,455	67	6,524	15	6,291	52	6,358	4	5,791	267	49	6,111	4	5,403	269	33	57	5,766	3	5,423	270	33	57	5,786
Somalia	364	214	2,119	2,697	330	310	4,180	4,820	340	587	5,572	6,499	350	935	16	5,837	7,138	376	1,311	26	2	6,461	8,176	348	1,457	26	2	6,666	8,499
Uganda	9	1,311	533	1,853	6	1,124	439	1,569	6	1,151	452	1,609	7	873	424	485	1,789	6	1,296	465	9	516	2,292	6	1,402	482	7	518	2,415
Eritrea	2	15	632	649	2	158	936	1,096	2	10	950	962	2	14	1	991	1,008	2	22	1	11	1,263	1,299	2	28	1	11	1,317	1,359
Rwanda	13	400	663	1,076	7	404	681	1,092	7	465	584	1,056	8	440	64	615	1,127	9	537	65	-	612	1,223	9	549	67	-	636	1,261
Other	4	105	339	448	3	70	453	526	1	79	461	541	2	70	25	444	541	2	47	31	5	529	614	-	48	32	9	541	630
South Sudan	35	-	66	101	31	6	47	84	51	45	47	143	-	8	2	46	56	1	45	3	-	48	97	2	51	3	-	48	104

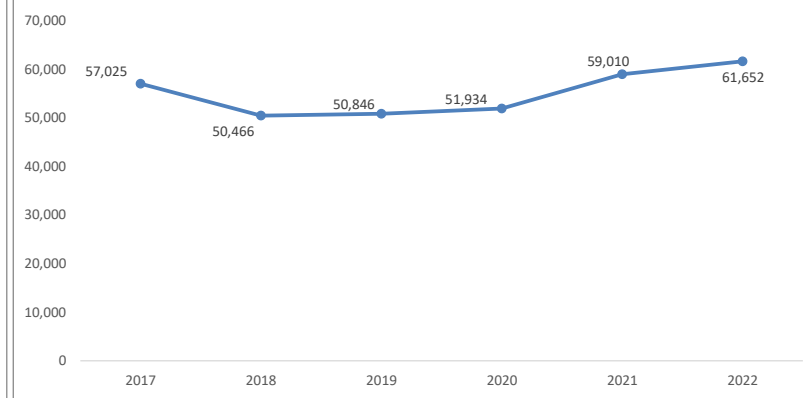
TREND BY LOCATION



TREND BY MAJOR COUNTRIES OF ORIGIN



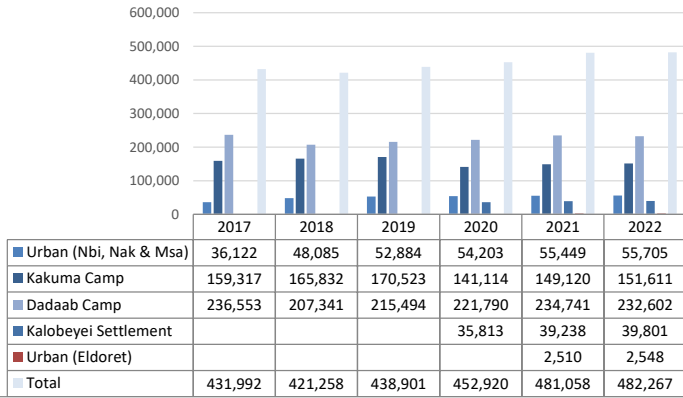
FIVE YEAR POPULATION TREND



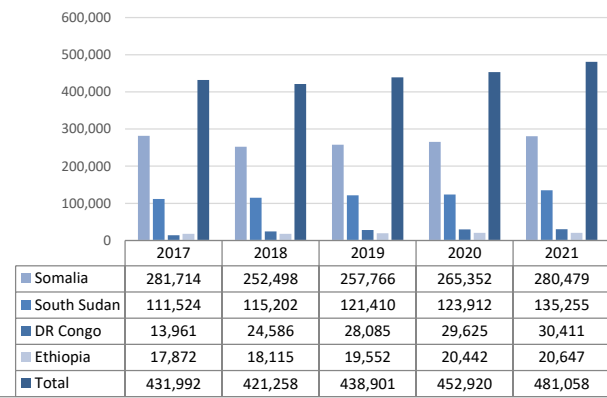
REFUGEES IN KENYA BY COUNTRY OF ORIGIN AND LOCATION

Country of Origin	2017				2018				2019				2020					2021					2022						
	Dadaab Camp	Kakuma Camp	Nairobi	Total	Dadaab Camp	Kakuma Camp	Nairobi	Total	Dadaab Camp	Kakuma Camp	Urban (Nbi, Nak & Msa)	Total	Dadaab Camp	Kakuma Camp	Kalobeyei Settlement	Urban (Nbi, Nak & Msa)	Total	Dadaab Camp	Kakuma Camp	Kalobeyei Settlement	Urban (Eldoret)	Urban (Nbi, Nak & Msa)	Total	Dadaab Camp	Kakuma Camp	Kalobeyei Settlement	Urban (Eldoret)	Urban (Nbi, Nak & Msa)	Total
Total	236,553	159,317	36,122	431,992	207,341	165,832	48,085	421,258	215,494	170,523	52,884	438,901	221,790	141,114	35,813	54,203	452,920	234,741	149,120	39,238	2,510	55,449	481,058	232,602	151,611	39,801	2,548	55,705	482,267
Somalia	228,700	35,335	17,679	281,714	200,556	33,534	18,408	252,498	208,091	34,033	15,642	257,766	214,710	34,808	88	15,746	265,352	227,878	36,101	91	57	16,352	280,479	225,924	36,307	91	57	16,465	278,844
South Sudan	955	105,168	5,401	111,524	947	108,444	5,811	115,202	887	112,144	8,379	121,410	625	85,099	29,776	8,412	123,912	640	90,787	32,951	2,452	8,425	135,255	603	92,893	33,383	2,489	8,408	137,776
DR Congo	100	7,311	6,550	13,961	85	8,767	15,734	24,586	71	8,960	19,054	28,085	70	8,691	1,038	19,826	29,625	83	8,987	1,133	0	20,208	30,411	84	9,004	1,159	0	20,313	30,560
Ethiopia	6,630	6,684	4,558	17,872	5,597	7,216	5,302	18,115	6,303	6,986	6,263	19,552	6,260	3,736	3,914	6,532	20,442	6,016	3,866	3,985	0	6,780	20,647	5,866	3,914	4,071	0	6,826	20,677
Burundi	56	1,371	478	1,905	43	3,781	1,048	4,872	42	4,357	1,376	5,775	35	4,399	870	1,455	6,759	39	4,768	951	0	1,445	7,203	39	4,816	969	0	1,456	7,280
Sudan	51	2,768	105	2,924	44	3,424	114	3,582	31	3,409	128	3,568	20	3,759	89	130	3,998	11	3,980	86	1	135	4,213	11	4,040	87	2	134	4,274
Uganda	48	394	192	634	59	377	407	843	64	372	454	890	65	361	21	390	837	69	361	21	0	343	794	69	361	21	0	337	788
Eritrea	6	45	657	708	2	34	671	707	2	24	843	869	2	26	0	860	888	2	14	0	0	886	902	2	13	0	0	885	900
Rwanda	3	211	372	586	4	208	436	648	0	187	545	732	0	194	0	550	744	0	211	1	0	554	766	1	218	1	0	558	778
Other	4	30	130	164	4	47	154	205	3	51	200	254	3	41	17	302	363	3	45	19	0	321	388	3	45	19	0	323	390

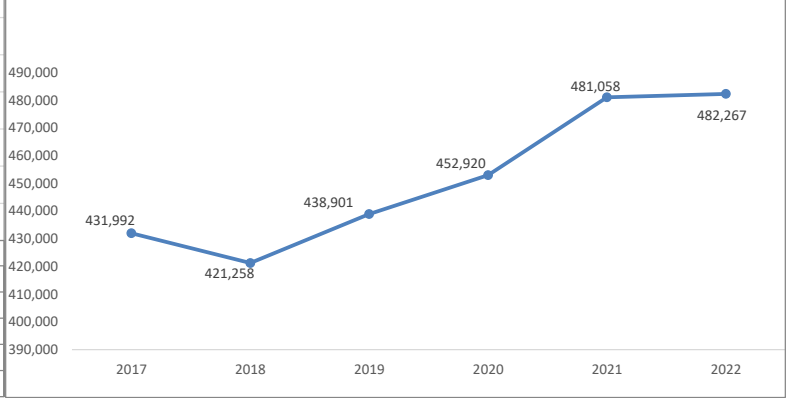
TREND BY LOCATION



TREND BY MAJOR COUNTRIES OF ORIGIN



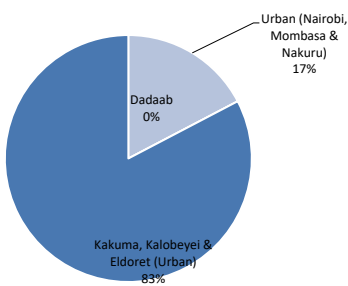
FIVE YEAR POPULATION TREND



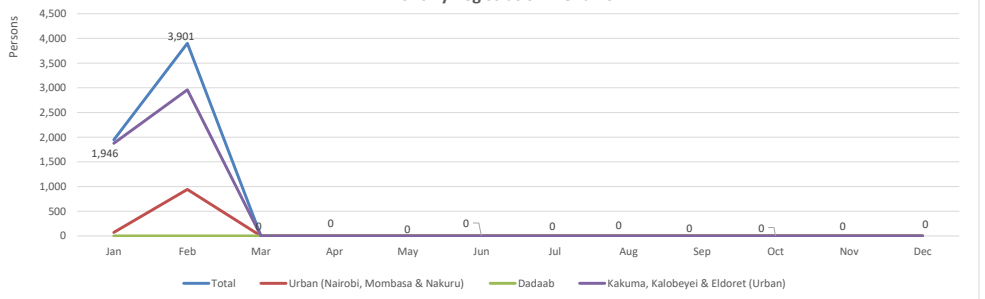
KENYA REGISTRATION TREND BY LOCATION AND COUNTRY OF ORIGIN

	Month	Total	Country of Origin																												
			AFG	ANG	BDI	BKF	CAR	COB	COD	CMR	ERT	ETH	ICO	LBR	NIG	RSA	RWA	SLE	SOM	SSD	SUD	SYR	TAN	TIB	TUR	UGA	YEM	ZIM	OTHER		
Total Kenya	Jan	1,946	-	-	523	-	-	1	271	-	1	65	-	-	-	-	4	-	196	821	28	-	-	-	-	35	1	-	-		
	Feb	3,901	6	-	706	-	-	6	721	3	56	315	-	-	-	-	37	-	443	1,469	53	-	-	-	1	82	1	-	2		
	Mar	0	-	-	-	-	-	-	-	-	-	-	-	-	-	-	-	-	-	-	-	-	-	-	-	-	-	-	-	-	
	Apr	0	-	-	-	-	-	-	-	-	-	-	-	-	-	-	-	-	-	-	-	-	-	-	-	-	-	-	-	-	
	May	0	-	-	-	-	-	-	-	-	-	-	-	-	-	-	-	-	-	-	-	-	-	-	-	-	-	-	-	-	
	Jun	0	-	-	-	-	-	-	-	-	-	-	-	-	-	-	-	-	-	-	-	-	-	-	-	-	-	-	-	-	
	Jul	0	-	-	-	-	-	-	-	-	-	-	-	-	-	-	-	-	-	-	-	-	-	-	-	-	-	-	-	-	
	Aug	0	-	-	-	-	-	-	-	-	-	-	-	-	-	-	-	-	-	-	-	-	-	-	-	-	-	-	-	-	-
	Sep	0	-	-	-	-	-	-	-	-	-	-	-	-	-	-	-	-	-	-	-	-	-	-	-	-	-	-	-	-	-
	Oct	0	-	-	-	-	-	-	-	-	-	-	-	-	-	-	-	-	-	-	-	-	-	-	-	-	-	-	-	-	-
	Nov	0	-	-	-	-	-	-	-	-	-	-	-	-	-	-	-	-	-	-	-	-	-	-	-	-	-	-	-	-	-
	Dec	0	-	-	-	-	-	-	-	-	-	-	-	-	-	-	-	-	-	-	-	-	-	-	-	-	-	-	-	-	-
	Total	5,847	6	0	1,229	0	0	7	992	3	57	380	0	0	0	0	41	0	639	2,290	81	0	0	0	1	117	2	0	2		
Urban (Nairobi, Mombasa & Nakuru)	Jan	71	-	-	1	-	-	-	43	-	1	9	-	-	-	-	-	16	1	-	-	-	-	-	-	-	-	-	-		
	Feb	942	6	-	74	-	-	2	337	3	50	193	-	-	-	-	21	-	248	2	-	-	-	-	1	2	1	-	2		
	Mar	0	-	-	-	-	-	-	-	-	-	-	-	-	-	-	-	-	-	-	-	-	-	-	-	-	-	-	-		
	Apr	0	-	-	-	-	-	-	-	-	-	-	-	-	-	-	-	-	-	-	-	-	-	-	-	-	-	-	-		
	May	0	-	-	-	-	-	-	-	-	-	-	-	-	-	-	-	-	-	-	-	-	-	-	-	-	-	-	-		
	Jun	0	-	-	-	-	-	-	-	-	-	-	-	-	-	-	-	-	-	-	-	-	-	-	-	-	-	-	-		
	Jul	0	-	-	-	-	-	-	-	-	-	-	-	-	-	-	-	-	-	-	-	-	-	-	-	-	-	-	-		
	Aug	0	-	-	-	-	-	-	-	-	-	-	-	-	-	-	-	-	-	-	-	-	-	-	-	-	-	-	-	-	
	Sep	0	-	-	-	-	-	-	-	-	-	-	-	-	-	-	-	-	-	-	-	-	-	-	-	-	-	-	-	-	
	Oct	0	-	-	-	-	-	-	-	-	-	-	-	-	-	-	-	-	-	-	-	-	-	-	-	-	-	-	-	-	
	Nov	0	-	-	-	-	-	-	-	-	-	-	-	-	-	-	-	-	-	-	-	-	-	-	-	-	-	-	-	-	
	Dec	0	-	-	-	-	-	-	-	-	-	-	-	-	-	-	-	-	-	-	-	-	-	-	-	-	-	-	-	-	
	Total	1,013	6	0	75	0	0	2	380	3	51	202	0	0	0	0	21	0	264	3	0	0	0	0	1	2	1	0	2		
Dadaab	Jan	0	-	-	-	-	-	-	-	-	-	-	-	-	-	-	-	-	-	-	-	-	-	-	-	-	-	-	-		
	Feb	0	-	-	-	-	-	-	-	-	-	-	-	-	-	-	-	-	-	-	-	-	-	-	-	-	-	-	-		
	Mar	0	-	-	-	-	-	-	-	-	-	-	-	-	-	-	-	-	-	-	-	-	-	-	-	-	-	-	-		
	Apr	0	-	-	-	-	-	-	-	-	-	-	-	-	-	-	-	-	-	-	-	-	-	-	-	-	-	-	-		
	May	0	-	-	-	-	-	-	-	-	-	-	-	-	-	-	-	-	-	-	-	-	-	-	-	-	-	-	-		
	Jun	0	-	-	-	-	-	-	-	-	-	-	-	-	-	-	-	-	-	-	-	-	-	-	-	-	-	-	-		
	Jul	0	-	-	-	-	-	-	-	-	-	-	-	-	-	-	-	-	-	-	-	-	-	-	-	-	-	-	-		
	Aug	0	-	-	-	-	-	-	-	-	-	-	-	-	-	-	-	-	-	-	-	-	-	-	-	-	-	-	-	-	
	Sep	0	-	-	-	-	-	-	-	-	-	-	-	-	-	-	-	-	-	-	-	-	-	-	-	-	-	-	-	-	
	Oct	0	-	-	-	-	-	-	-	-	-	-	-	-	-	-	-	-	-	-	-	-	-	-	-	-	-	-	-	-	
	Nov	0	-	-	-	-	-	-	-	-	-	-	-	-	-	-	-	-	-	-	-	-	-	-	-	-	-	-	-	-	
	Dec	0	-	-	-	-	-	-	-	-	-	-	-	-	-	-	-	-	-	-	-	-	-	-	-	-	-	-	-	-	
	Total	0	0	0	0	0	0	0	0	0	0	0	0	0	0	0	0	0	0	0	0	0	0	0	0	0	0	0	0		
Kakuma, Kalobeyei & Eldoret (Urban)	Jan	1,875	-	-	522	-	-	1	228	-	-	56	-	-	-	-	4	-	180	820	28	-	-	-	-	35	1	-	-		
	Feb	2,959	-	-	632	-	-	4	384	-	6	122	-	-	-	-	16	-	195	1,467	53	-	-	-	-	80	-	-	-		
	Mar	0	-	-	-	-	-	-	-	-	-	-	-	-	-	-	-	-	-	-	-	-	-	-	-	-	-	-	-		
	Apr	0	-	-	-	-	-	-	-	-	-	-	-	-	-	-	-	-	-	-	-	-	-	-	-	-	-	-	-		
	May	0	-	-	-	-	-	-	-	-	-	-	-	-	-	-	-	-	-	-	-	-	-	-	-	-	-	-	-		
	Jun	0	-	-	-	-	-	-	-	-	-	-	-	-	-	-	-	-	-	-	-	-	-	-	-	-	-	-	-		
	Jul	0	-	-	-	-	-	-	-	-	-	-	-	-	-	-	-	-	-	-	-	-	-	-	-	-	-	-	-		
	Aug	0	-	-	-	-	-	-	-	-	-	-	-	-	-	-	-	-	-	-	-	-	-	-	-	-	-	-	-	-	
	Sep	0	-	-	-	-	-	-	-	-	-	-	-	-	-	-	-	-	-	-	-	-	-	-	-	-	-	-	-	-	
	Oct	0	-	-	-	-	-	-	-	-	-	-	-	-	-	-	-	-	-	-	-	-	-	-	-	-	-	-	-	-	
	Nov	0	-	-	-	-	-	-	-	-	-	-	-	-	-	-	-	-	-	-	-	-	-	-	-	-	-	-	-	-	
	Dec	0	-	-	-	-	-	-	-	-	-	-	-	-	-	-	-	-	-	-	-	-	-	-	-	-	-	-	-	-	
	Total	4,834	0	0	1,154	0	0	5	612	0	6	178	0	0	0	0	20	0	375	2,287	81	0	0	0	115	1	0	0			

Registration Distribution by Location

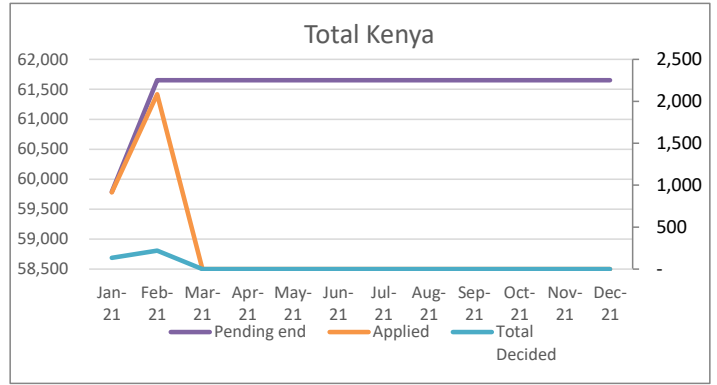


Monthly Registration Trend 2022

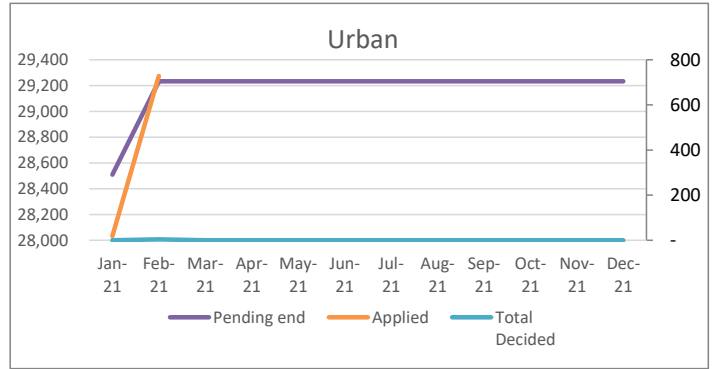


Individual Asylum Applications and Refugee Status Determination Trend

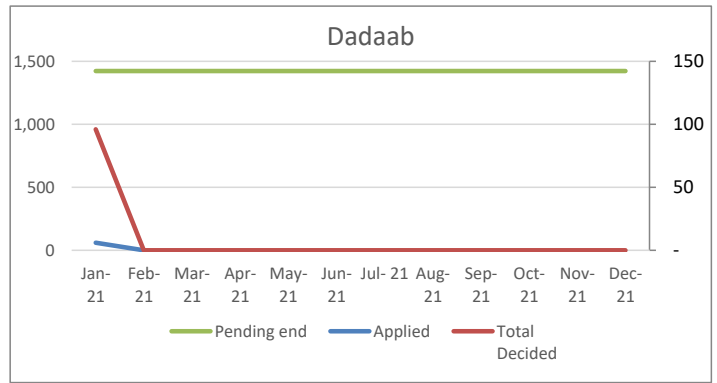
Total	Month	Pending begin	Applied	Reco-gnized	Reje-cted	Oth. Closed	Total Decided	Pending end
	Jan-21	59,010	913	32	-	103	135	59,788
	Feb-21	59,788	2,084	206	-	14	220	61,652
	Mar-21	61,652	-	-	-	-	-	61,652
	Apr-21	61,652	-	-	-	-	-	61,652
	May-21	61,652	-	-	-	-	-	61,652
	Jun-21	61,652	-	-	-	-	-	61,652
	Jul-21	61,652	-	-	-	-	-	61,652
	Aug-21	61,652	-	-	-	-	-	61,652
	Sep-21	61,652	-	-	-	-	-	61,652
	Oct-21	61,652	-	-	-	-	-	61,652
	Nov-21	61,652	-	-	-	-	-	61,652
	Dec-21	61,652	-	-	-	-	-	61,652
Total		2,997	238	-	117	355		



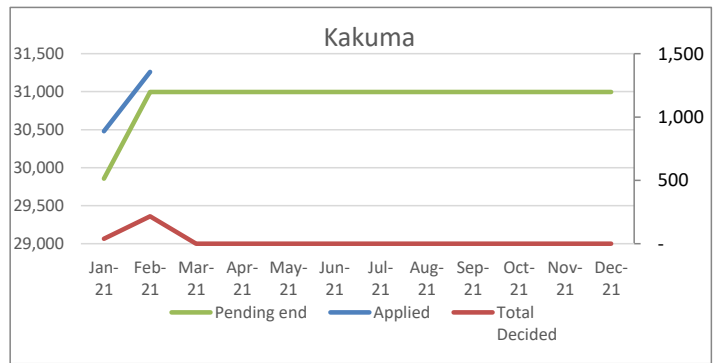
Urban	Month	Pending begin	Applied	Reco-gnized	Reje-cted	Oth. Closed	Total Decided	Pending end
	Jan-21	28,490	19	-	-	-	-	28,509
	Feb-21	28,509	728	4	-	-	4	29,233
	Mar-21	29,233						29,233
	Apr-21	29,233						29,233
	May-21	29,233						29,233
	Jun-21	29,233						29,233
	Jul-21	29,233						29,233
	Aug-21	29,233						29,233
	Sep-21	29,233						29,233
	Oct-21	29,233						29,233
	Nov-21	29,233						29,233
	Dec-21	29,233						29,233
Total		747	4	-	-	4		



Dadaab	Month	Pending begin	Applied	Reco-gnized	Reje-cted	Oth. Closed	Total Decided	Pending end
	Jan-21	1,513	6	-	-	96	96	1,423
	Feb-21	1,423	-	-	-	-	-	1,423
	Mar-21	1,423						1,423
	Apr-21	1,423						1,423
	May-21	1,423						1,423
	Jun-21	1,423						1,423
	Jul-21	1,423						1,423
	Aug-21	1,423						1,423
	Sep-21	1,423						1,423
	Oct-21	1,423						1,423
	Nov-21	1,423						1,423
	Dec-21	1,423						1,423
Total		6	-	-	96	96		



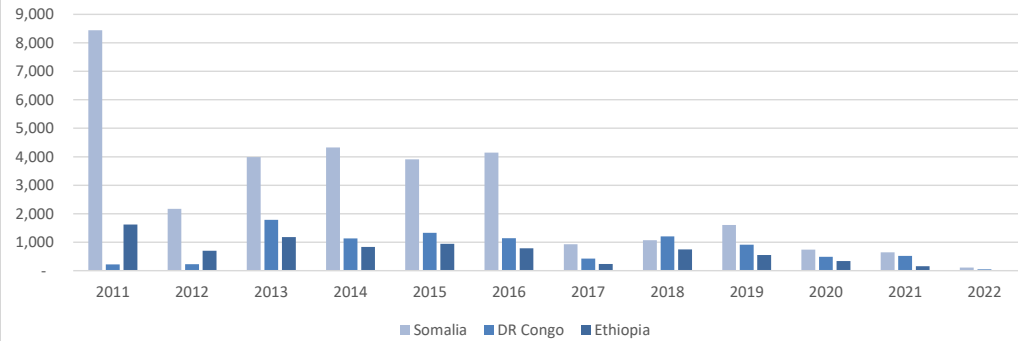
Kakuma, Kalobeyei & Eldoret	Month	Pending begin	Applied	Reco-gnized	Reje-cted	Oth. Closed	Total Decided	Pending end
	Jan-21	29,007	888	32	-	7	39	29,856
	Feb-21	29,856	1,356	202	-	14	216	30,996
	Mar-21	30,996						30,996
	Apr-21	30,996						30,996
	May-21	30,996						30,996
	Jun-21	30,996						30,996
	Jul-21	30,996						30,996
	Aug-21	30,996						30,996
	Sep-21	30,996						30,996
	Oct-21	30,996						30,996
	Nov-21	30,996						30,996
	Dec-21	30,996						30,996
Total		2,244	234	-	21	255		



RESETTLEMENT SUBMISSION BY COUNTRY OF ORIGIN

Country of Origin	2011	2012	2013	2014	2015	2016	2017	2018	2019	2020	2021	2022	Total
Somalia	8,439	2,170	3,985	4,325	3,909	4,147	929	1,068	1,605	740	643	107	32,067
DR Congo	218	230	1,783	1,132	1,326	1,143	424	1,203	916	484	519	43	9,421
Ethiopia	1,617	700	1,181	830	941	785	237	748	553	337	159	13	8,101
South Sudan	-	33	214	111	420	701	143	1,229	754	152	296	38	4,091
Sudan	175	30	29	158	541	104	4	34	3	2	10	1	1,091
Uganda	13	5	24	88	108	107	47	136	191	12	6	-	737
Burundi	17	22	58	46	121	81	100	121	104	60	54	-	784
Eritrea	25	20	111	73	116	55	26	39	36	12	2	4	519
Rwanda	13	24	22	31	78	26	10	17	15	10	6	-	252
Other	1	5	5	11	26	14	20	16	10	11	1	-	120
Total	10,518	3,239	7,412	6,805	7,586	7,163	1,940	4,611	4,187	1,820	1,696	206	56,977

RESETTLEMENT SUBMISSION TRENDS BY MAJOR COUNTRIES OF ORIGIN

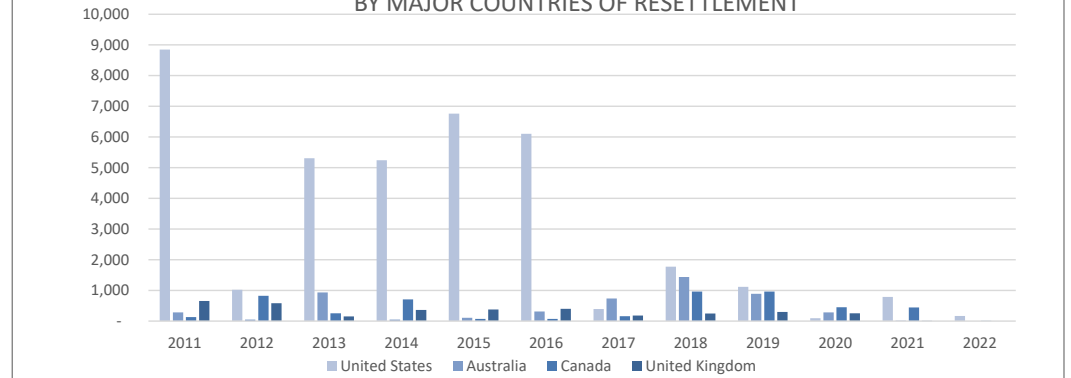


*RST submissions as of end of February 2022

RESETTLEMENT SUBMISSION BY COUNTRY OF RESETTLEMENT

Country of Submission	2011	2012	2013	2014	2015	2016	2017	2018	2019	2020	2021	2022	Total
United States	8,849	1,019	5,304	5,239	6,764	6,105	391	1,775	1,115	90	788	166	37,605
Australia	281	50	932	53	107	310	736	1,438	890	281	16	-	5,094
Canada	129	821	254	705	69	75	158	963	963	451	443	6	5,037
United Kingdom	657	585	155	363	378	397	180	243	297	251	5	-	3,511
Sweden	391	402	342	397	81	262	353	120	662	38	8	-	3,056
Norway	72	218	218	12	11	5	6	1	11	249	240	1	1,044
Netherlands	109	114	145	16	130	-	-	-	7	138	40	7	706
France	-	-	29	-	-	1	88	46	11	47	10	-	232
Other	24	16	17	6	17	2	28	25	220	275	146	26	802
Denmark	6	14	16	14	29	6	-	-	11	-	-	-	96
Total	10,518	3,239	7,412	6,805	7,586	7,163	1,940	4,611	4,187	1,820	1,696	206	56,977

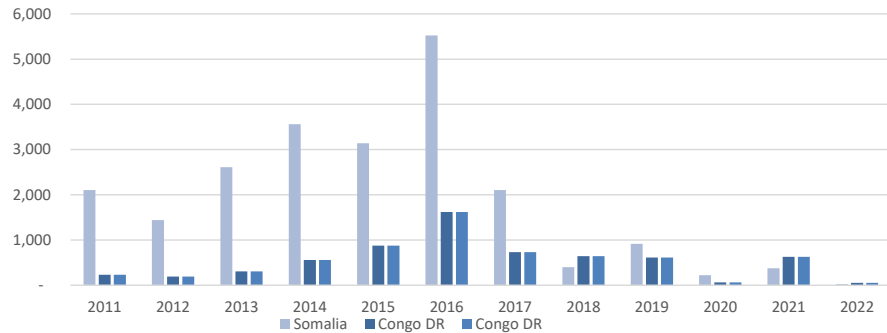
RESETTLEMENT SUBMISSION TRENDS BY MAJOR COUNTRIES OF RESETTLEMENT



RESETTLEMENT DEPARTURES BY COUNTRY OF ORIGIN

Country of Origin	2011	2012	2013	2014	2015	2016	2017	2018	2019	2020	2021	2022	Total
Somalia	2,102	1,442	2,612	3,562	3,142	5,521	2,102	398	916	220	375	24	22,416
Ethiopia	906	806	469	480	645	1,265	663	282	309	45	87	14	5,971
Congo DR	234	192	308	560	874	1,621	730	643	611	64	630	51	6,518
SSD	-	35	88	92	136	412	272	100	94	19	245	24	1,517
Sudan	213	102	61	82	46	123	184	9	30	5	35	1	891
Eritrea	48	25	25	57	28	121	62	21	18	4	16	4	429
Burundi	35	14	13	23	30	70	50	81	133	22	54	6	531
Uganda	7	14	2	36	69	70	50	73	63	60	64	2	510
Rwanda	35	26	26	21	28	56	24	28	13	7	9	1	274
Other	1	3	-	-	3	27	4	6	26	12	2	-	84
Total	3,581	2,659	3,604	4,913	5,001	9,286	4,141	1,641	2,213	458	1,517	127	39,014

RESETTLEMENT DEPARTURE TRENDS BY MAJOR COUNTRIES OF ORIGIN



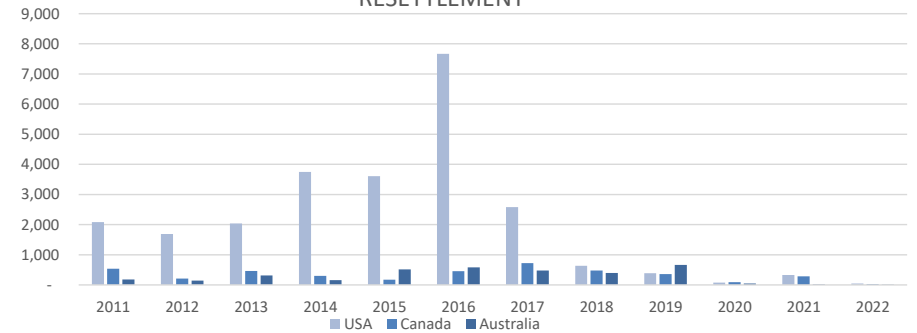
*RST departures as of end of February 2022.

*From 1 January to 28 of February 2022, a total of 127 refugees departed to various resettlement countries that include; Australia (12), Canada (24), Germany (21), Netherlands (5), Norway (19) and United States of America (46).

RESETTLEMENT DEPARTURES BY COUNTRY OF RESETTLEMENT

Country of Resettlement	2011	2012	2013	2014	2015	2016	2017	2018	2019	2020	2021	2022	Total
USA	2,083	1,688	2,040	3,751	3,610	7,665	2,585	633	392	74	329	46	24,896
Canada	541	213	464	302	174	452	725	480	356	93	283	24	4,107
Australia	182	141	311	160	514	580	475	398	666	49	14	12	3,502
United Kingdom	208	460	260	279	308	267	248	111	163	19	2	-	2,325
Sweden	329	88	331	229	341	238	83	4	579	201	131	-	2,554
Norway	58	18	159	78	32	3	7	-	2	-	219	19	595
Netherlands	81	29	-	87	2	70	-	-	5	-	30	5	309
Other	89	12	13	20	13	2	7	15	50	22	501	21	765
Denmark	-	10	22	7	7	4	-	-	-	-	-	-	50
New Zealand	10	-	4	-	-	5	11	-	-	-	8	-	38
Total	3,581	2,659	3,604	4,913	5,001	9,286	4,141	1,641	2,213	458	1,517	127	39,014

RESETTLEMENT DEPARTURE TRENDS BY MAJOR COUNTRIES OF RESETTLEMENT



**VOLUNTARY REPATRIATION FROM KENYA
BY COUNTRY OF ORIGIN**

Country of Origin	Year														
	2009	2010	2011	2012	2013	2014	2015	2016	2017	2018	2019	2020	2021	2022	Total
Sudan	665	64	28	-	-	-	-	-	-	-	-	-	-	-	757
Burundi	2	1	-	4	-	-	-	-	-	586	156	60	1,024	8	1,841
Rwanda	1	2	2	1	-	-	-	-	-	-	-	-	-	-	6
Mozambique	-	5	-	-	-	-	-	-	4	-	-	-	-	-	9
Somalia	-	6	69	4	-	481	5,614	33,792	35,409	7,543	2,142	190	294	87	85,631
Congo, DRC	-	3	2	7	3	-	-	-	-	-	15	-	11	-	41
Ethiopia	-	-	-	-	-	-	-	-	-	1,963	5	79	761	-	2,808
Uganda	-	-	4	1	-	-	-	-	-	-	-	-	3	-	8
Other	-	2	6	-	-	-	-	6	-	1	19	-	-	-	34
Total	668	83	111	17	3	481	5,614	33,798	35,413	10,093	2,337	329	2,093	95	91,135

VolRepTrend

