



# KENYA STATISTICS PACKAGE



## Statistical Summary

as of

31-May-2021

### Refugees and Asylum Seekers in Kenya

	Total Refugee & Asylum Seeker Population	Dadaab Camp	Kakuma Camp	Kalobeyei Settlement	Urban (Eldoret)	Urban (Nbi, Msa & Nak)	
<b>A. Refugees and Asylum Seekers</b>	<b>519,989</b>	<b>226,624</b>	<b>167,281</b>	<b>41,720</b>	<b>2,336</b>	<b>82,028</b>	- Page 2
<b>B. Registration</b>	<b>11,367</b>	<b>0</b>	<b>10,079</b>			<b>1,288</b>	- Page 6
<b>C. Refugee Status Determination</b>							- Page 7
1. Applied	3,792	23	2,687			1,082	
2. Recognized	238	0	238			0	
3. Rejected	0	0	0			0	
4. Pending	54,926	1,627	25,758			27,541	
<b>D. 2021 Resettlement Submissions</b>	<b>232</b>						- Page 8
<b>E. 2021 Resettlement Departures</b>	<b>113</b>						- Page 9
<b>F. 2021 Voluntary Repatriation</b>	<b>516</b>	<b>206</b>	<b>284</b>			<b>26</b>	- Page 10

#### SUMMARY:

The refugee and asylum-seeker population in Kenya stood at **519,989** persons as of 31 May 2021, which comprises 465,067 (89%) refugees and 54,922 (11%) asylum-seekers. This is a slight increase from the April'2021 population of 518,029. This is mainly due to the steady increase in the number of new arrivals, mainly from South Sudan, Burundi, the Democratic Republic of the Congo, and Somalia. Kakuma Operation has a backlog of over 3,000 undocumented asylum seekers due to the suspension of asylum seekers' registration in the country. Continuous registration activities are however still limited in urban locations due to the recommended Ministry of Health COVID-19 safety guidelines across the country.

#### 1. Population decreases:

- **Voluntary Repatriation:** From 1 January to 31 May 2021, UNHCR and partners have so far assisted a total of **516 persons** to return to their places of origin voluntarily.
- **Resettlement:** From 1 January to 30 April 2021, a total of **113 refugees** departed to various resettlement countries.
- **Other Decreases:** Closure/Inactivation of 455 individuals during continuous registration activities.

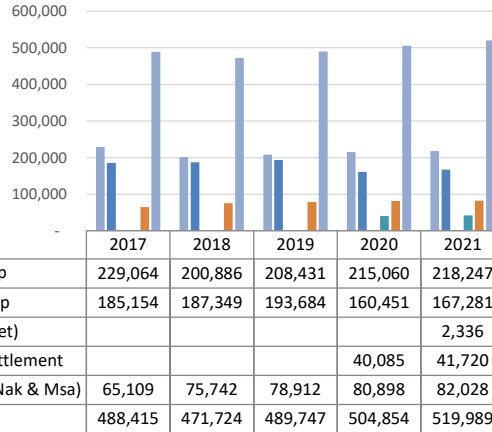
#### 2. Population increases:

- **New registration:** A total of 935 individuals were registered during the reporting period, mainly additions of newly born babies. Hence, the total number of persons registered since January 2021 stands at 11,367 [Camps: 10,079 and Urban: 1,288] – an average increase of 2,273 per month. They were mainly from Burundi, DR Congo, Ethiopia, Somalia, South Sudan and Sudan. Refugee Affairs Secretariat (RAS) in Kakuma was able to resume registration activities after UNHCR assisted RAS to put in place a range of COVID-19 prevention measures (PPEs, screens in interview rooms, reorganised queuing, appointment system etc. In other locations, emergency and vulnerable refugees were considered on a case-by-case basis and were exceptionally registered.
- **Other Increases:** Reactivation of 313 individuals after re-establishing contact with Refugee Affairs Secretariat offices during continuous registration activities.

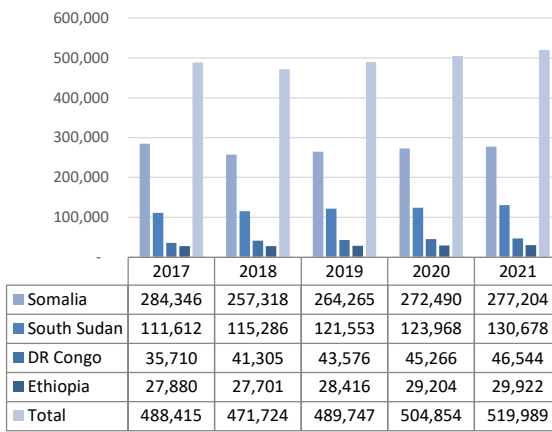
**REFUGEES AND ASYLUM SEEKERS IN KENYA BY COUNTRY OF ORIGIN AND LOCATION**

Country of Origin	2017				2018				2019				2020				2021						
	Dadaab Camp	Kakuma Camp	Nairobi	Total	Dadaab Camp	Kakuma Camp	Nairobi	Total	Dadaab Camp	Kakuma Camp	Urban (Nbi, Nak & Msa)	Total	Dadaab Camp	Kakuma Camp	Kalobeyei Settlement	Urban (Nbi, Nak & Msa)	Total	Dadaab Camp	Kakuma Camp	Kalobeyei Settlement	Urban (Eldoret)	Urban (Nbi, Nak & Msa)	Total
<b>Total</b>	<b>238,152</b>	<b>185,154</b>	<b>65,109</b>	<b>488,415</b>	<b>208,633</b>	<b>187,349</b>	<b>75,742</b>	<b>471,724</b>	<b>217,151</b>	<b>193,684</b>	<b>78,912</b>	<b>489,747</b>	<b>223,420</b>	<b>160,451</b>	<b>40,085</b>	<b>80,898</b>	<b>504,854</b>	<b>226,624</b>	<b>167,281</b>	<b>41,720</b>	<b>2,336</b>	<b>82,028</b>	<b>519,989</b>
Somalia	229,064	35,549	19,733	284,346	200,886	33,844	22,588	257,318	208,431	34,620	21,214	264,265	215,060	35,743	104	21,583	272,490	218,247	36,706	104	55	22,092	277,204
South Sudan	990	105,168	5,454	111,612	978	108,450	5,858	115,286	938	112,189	8,426	121,553	625	85,107	29,778	8,458	123,968	631	88,196	31,109	2,235	8,507	130,678
DR Congo	114	11,533	24,063	35,710	93	12,232	28,980	41,305	77	13,453	30,046	43,576	78	12,990	1,487	30,711	45,266	77	14,142	1,571	4	30,750	46,544
Ethiopia	7,759	10,470	9,651	27,880	6,478	10,502	10,721	27,701	7,502	10,148	10,766	28,416	7,480	5,605	5,017	11,102	29,204	7,490	5,882	5,130	1	11,419	29,922
Burundi	83	10,134	2,611	12,828	65	10,020	3,237	13,322	72	11,235	3,791	15,098	64	9,437	2,791	4,228	16,520	64	10,359	2,850	6	4,227	17,506
Sudan	53	9,789	166	10,008	46	9,879	181	10,106	46	9,700	180	9,926	24	9,550	356	179	10,109	25	9,690	364	32	188	10,299
Uganda	57	1,705	720	2,482	65	1,501	846	2,412	70	1,523	906	2,499	72	1,234	445	875	2,626	73	1,435	476	-	895	2,879
Eritrea	8	60	1,273	1,341	4	192	1,607	1,803	4	34	1,793	1,831	4	40	1	1,851	1,896	4	41	1	-	1,987	2,033
Rwanda	16	611	1,015	1,642	11	612	1,117	1,740	7	652	1,129	1,788	8	634	64	1,165	1,871	8	720	67	-	1,141	1,936
Other	8	135	423	566	7	117	607	731	4	130	661	795	5	111	42	746	904	5	110	48	3	822	988

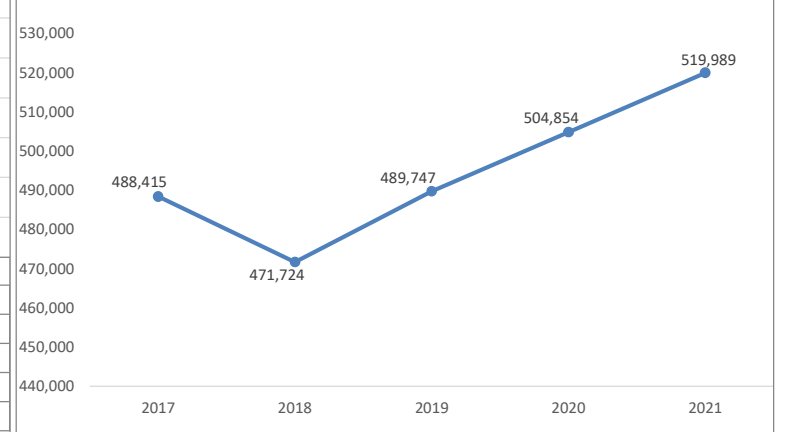
TREND BY LOCATION



TREND BY MAJOR COUNTRIES OF ORIGIN

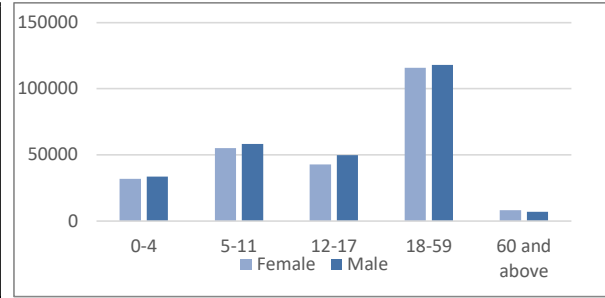


FIVE YEAR POPULATION TREND

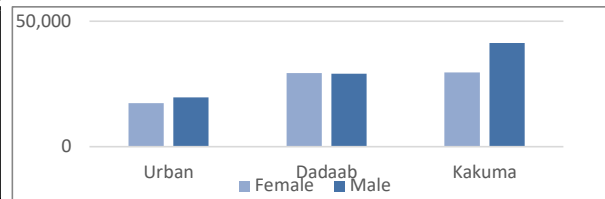


## REFUGEES AND ASYLUM SEEKERS IN KENYA : DEMOGRAPHIC BREAKDOWN

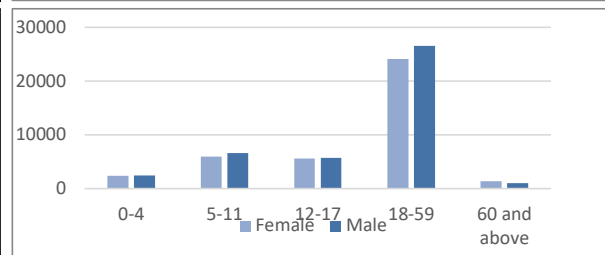
Total Kenya	Age Group	Sex				Total	
		Female		Male			
		#	%	#	%	#	%
	0-4	31,988	6.2%	33,535	6.4%	65,523	12.6%
	5-11	55,028	10.6%	58,311	11.2%	113,339	21.8%
	12-17	42,753	8.2%	49,701	9.6%	92,454	17.8%
	18-59	115,962	22.3%	117,892	22.7%	233,854	45.0%
	60 and above	8,028	1.5%	6,791	1.3%	14,819	2.8%
	<b>Total</b>	<b>253,759</b>	<b>48.8%</b>	<b>266,230</b>	<b>51.2%</b>	<b>519,989</b>	



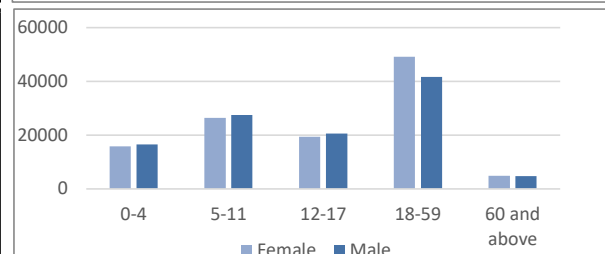
18 - 35 years	Site Name	Sex				Total	
		Female		Male			
		#	%	#	%	#	%
	Urban	17,392	10.5%	19,657	11.8%	37,049	22.3%
	Dadaab	29,308	17.6%	29,158	17.5%	58,466	35.1%
	Kakuma	29,529	17.7%	41,330	24.8%	70,859	42.6%
	<b>Total</b>	<b>76,229</b>	<b>45.8%</b>	<b>90,145</b>	<b>54.2%</b>	<b>166,374</b>	



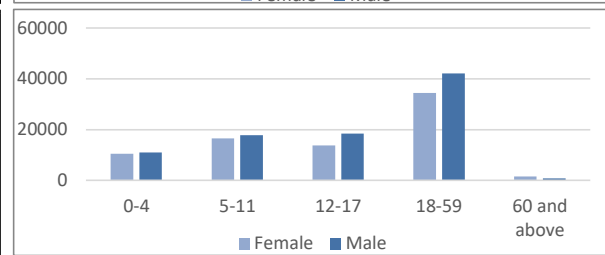
Urban (Nbi, Nak & Msa)	Age Group	Sex				Total	
		Female		Male			
		#	%	#	%	#	%
	0-4	2,399	2.9%	2,458	3.0%	4,857	5.9%
	5-11	5,992	7.3%	6,645	8.1%	12,637	15.4%
	12-17	5,663	6.9%	5,729	7.0%	11,392	13.9%
	18-59	24,138	29.4%	26,579	32.4%	50,717	61.8%
	60 and above	1,365	1.7%	1,060	1.3%	2,425	3.0%
	<b>Total</b>	<b>39,557</b>	<b>48.2%</b>	<b>42,471</b>	<b>51.8%</b>	<b>82,028</b>	



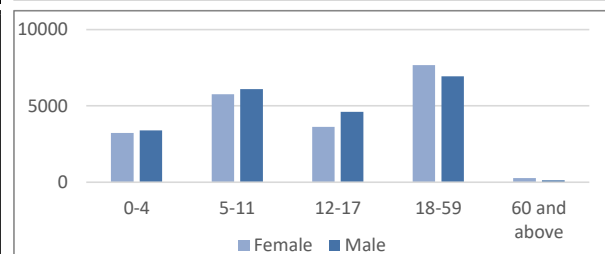
Dadaab Camp	Age Group	Sex				Total	
		Female		Male			
		#	%	#	%	#	%
	0-4	15,791	7.0%	16,548	7.3%	32,339	14.3%
	5-11	26,460	11.7%	27,561	12.2%	54,021	23.8%
	12-17	19,366	8.5%	20,660	9.1%	40,026	17.7%
	18-59	49,132	21.7%	41,612	18.4%	90,744	40.0%
	60 and above	4,785	2.1%	4,709	2.1%	9,494	4.2%
	<b>Total</b>	<b>115,534</b>	<b>51.0%</b>	<b>111,090</b>	<b>49.0%</b>	<b>226,624</b>	



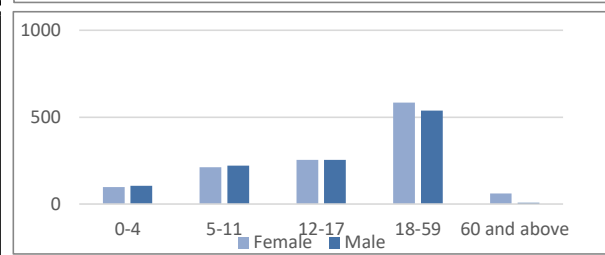
Kakuma Camp	Age Group	Sex				Total	
		Female		Male			
		#	%	#	%	#	%
	0-4	10,466	6.3%	11,032	6.6%	21,498	12.9%
	5-11	16,590	9.9%	17,784	10.6%	34,374	20.5%
	12-17	13,851	8.3%	18,463	11.0%	32,314	19.3%
	18-59	34,439	20.6%	42,219	25.2%	76,658	45.8%
	60 and above	1,552	0.9%	885	0.5%	2,437	1.5%
	<b>Total</b>	<b>76,898</b>	<b>46.0%</b>	<b>90,383</b>	<b>54.0%</b>	<b>167,281</b>	



Kalobeyei Settlement	Age Group	Sex				Total	
		Female		Male			
		#	%	#	%	#	%
	0-4	3,234	1.9%	3,392	2.0%	6,626	15.9%
	5-11	5,773	3.5%	6,100	3.6%	11,873	28.5%
	12-17	3,620	2.2%	4,595	2.7%	8,215	19.7%
	18-59	7,669	4.6%	6,944	4.2%	14,613	35.0%
	60 and above	264	0.2%	129	0.1%	393	0.9%
	<b>Total</b>	<b>20,560</b>	<b>49.3%</b>	<b>21,160</b>	<b>50.7%</b>	<b>41,720</b>	



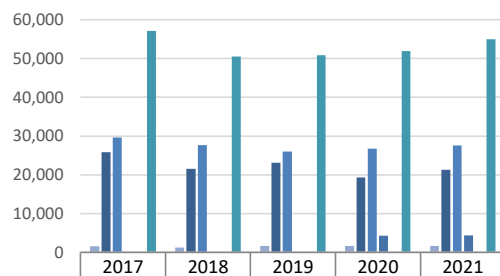
Urban (Eldoret)	Age Group	Sex				Total	
		Female		Male			
		#	%	#	%	#	%
	0-4	98	0.1%	105	0.1%	203	0.5%
	5-11	213	0.1%	221	0.1%	434	1.0%
	12-17	253	0.2%	254	0.2%	507	1.2%
	18-59	584	0.3%	538	0.3%	1,122	2.7%
	60 and above	62	0.0%	8	0.0%	70	0.2%
	<b>Total</b>	<b>1,210</b>	<b>51.8%</b>	<b>1,126</b>	<b>48.2%</b>	<b>2,336</b>	



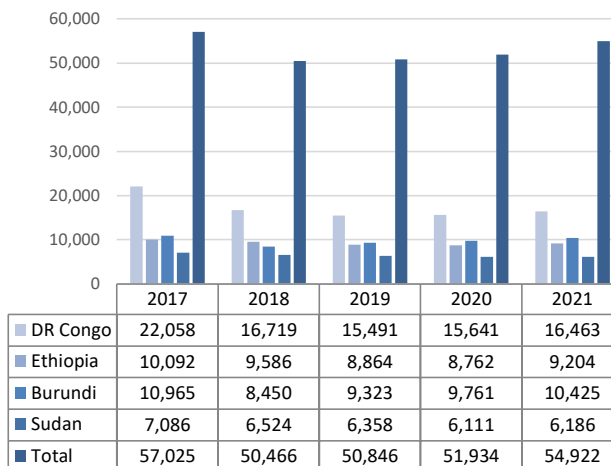
## ASYLUM SEEKERS STATISTICS BY COUNTRY OF ORIGIN AND LOCATION

Country of Origin	2017				2018				2019				2020					2021					
	Dadaab Camp	Kakuma Camp	Nairobi	Total	Dadaab Camp	Kakuma Camp	Nairobi	Total	Dadaab Camp	Kakuma Camp	Urban (Nbi, Nak & Msa)	Total	Dadaab Camp	Kakuma Camp	Kalobeyei Settlement	Urban (Nbi, Nak & Msa)	Total	Dadaab Camp	Kakuma Camp	Kalobeyei Settlement	Urban (Eldoret)	Urban (Nbi, Nak & Msa)	Total
<b>Total</b>	<b>1,599</b>	<b>25,837</b>	<b>29,589</b>	<b>57,025</b>	<b>1,292</b>	<b>21,517</b>	<b>27,657</b>	<b>50,466</b>	<b>1,657</b>	<b>23,161</b>	<b>26,028</b>	<b>50,846</b>	<b>1,630</b>	<b>19,337</b>	<b>4,272</b>	<b>26,695</b>	<b>51,934</b>	<b>1,623</b>	<b>21,343</b>	<b>4,367</b>	<b>48</b>	<b>27,541</b>	<b>54,922</b>
DR Congo	14	4,222	17,822	22,058	8	3,465	13,246	16,719	6	4,493	10,992	15,491	8	4,299	449	10,885	15,641	7	5,098	465	4	10,889	16,463
Ethiopia	1,129	3,786	5,177	10,092	881	3,286	5,419	9,586	1,199	3,162	4,503	8,864	1,220	1,869	1,103	4,570	8,762	1,212	2,003	1,123	1	4,865	9,204
Burundi	27	8,763	2175	10,965	22	6,239	2,189	8,450	30	6,878	2,415	9,323	29	5,038	1,921	2,773	9,761	26	5,688	1,933	6	2,772	10,425
Sudan	2	7,021	63	7,086	2	6,455	67	6,524	15	6,291	52	6,358	4	5,791	267	49	6,111	4	5,820	275	32	55	6,186
Somalia	364	214	2,119	2,697	330	310	4,180	4,820	340	587	5,572	6,499	350	935	16	5,837	7,138	356	1,072	16	2	6,179	7,625
Uganda	9	1,311	533	1,853	6	1,124	439	1,569	6	1,151	452	1,609	7	873	424	485	1,789	6	1,063	455	-	506	2,030
Eritrea	2	15	632	649	2	158	936	1,096	2	10	950	962	2	14	1	991	1,008	2	16	1	-	1,119	1,138
Rwanda	13	400	663	1,076	7	404	681	1,092	7	465	584	1,056	8	440	64	615	1,127	8	510	66	-	592	1,176
Other	4	105	339	448	3	70	453	526	1	79	461	541	2	70	25	444	541	2	64	31	3	518	618
South Sudan	35	-	66	101	31	6	47	84	51	45	47	143	-	8	2	46	56	-	9	2	-	46	57

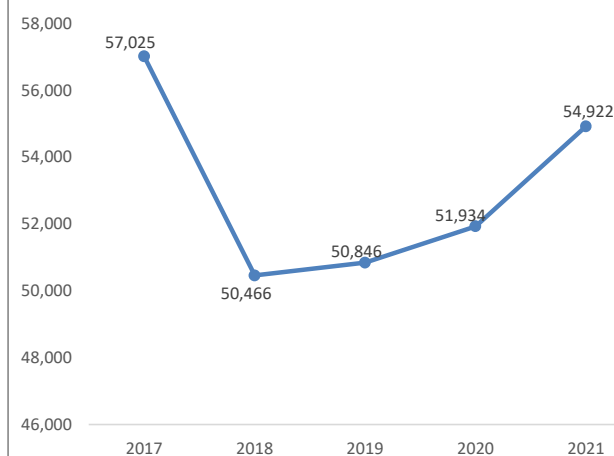
### TREND BY LOCATION



### TREND BY MAJOR COUNTRIES OF ORIGIN



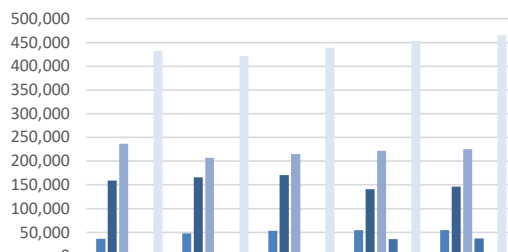
### FIVE YEAR POPULATION TREND



## REFUGEES IN KENYA BY COUNTRY OF ORIGIN AND LOCATION

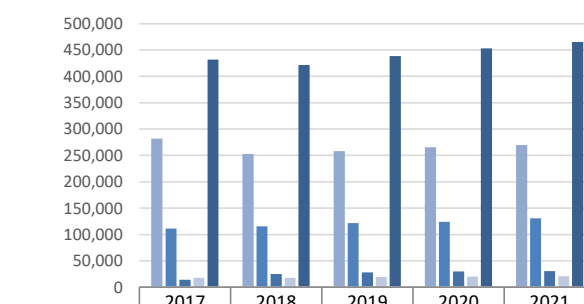
Country of Origin	2017				2018				2019				2020				2021						
	Dadaab Camp	Kakuma Camp	Nairobi	Total	Dadaab Camp	Kakuma Camp	Nairobi	Total	Dadaab Camp	Kakuma Camp	Urban (Nbi, Nak & Msa)	Total	Dadaab Camp	Kakuma Camp	Kalobeyei Settlement	Urban (Nbi, Nak & Msa)	Total	Dadaab Camp	Kakuma Camp	Kalobeyei Settlement	Urban (Eldoret)	Urban (Nbi, Nak & Msa)	Total
<b>Total</b>	236,553	159,317	36,122	431,992	207,341	165,832	48,085	421,258	215,494	170,523	52,884	438,901	221,790	141,114	35,813	54,203	452,920	225,001	145,938	37,353	2,288	54,487	465,067
<b>Somalia</b>	228,700	35,335	17,679	281,714	200,556	33,534	18,408	252,498	208,091	34,033	15,642	257,766	214,710	34,808	88	15,746	265,352	217,891	35,634	88	53	15,913	269,579
<b>South Sudan</b>	955	105,168	5,401	111,524	947	108,444	5,811	115,202	887	112,144	8,379	121,410	625	85,099	29,776	8,412	123,912	631	88,187	31,107	2,235	8,461	130,621
<b>DR Congo</b>	100	7,311	6,550	13,961	85	8,767	15,734	24,586	71	8,960	19,054	28,085	70	8,691	1,038	19,826	29,625	70	9,044	1,106	0	19,861	30,081
<b>Ethiopia</b>	6,630	6,684	4,558	17,872	5,597	7,216	5,302	18,115	6,303	6,986	6,263	19,552	6,260	3,736	3,914	6,532	20,442	6,278	3,879	4,007	0	6,554	20,718
<b>Burundi</b>	56	1,371	478	1,905	43	3,781	1,048	4,872	42	4,357	1,376	5,775	35	4,399	870	1,455	6,759	38	4,671	917	0	1,455	7,081
<b>Sudan</b>	51	2,768	105	2,924	44	3,424	114	3,582	31	3,409	128	3,568	20	3,759	89	130	3,998	21	3,870	89	0	133	4,113
<b>Uganda</b>	48	394	192	634	59	377	407	843	64	372	454	890	65	361	21	390	837	67	372	21	0	389	849
<b>Eritrea</b>	6	45	657	708	2	34	671	707	2	24	843	869	2	26	0	860	888	2	25	0	0	868	895
<b>Rwanda</b>	3	211	372	586	4	208	436	648	0	187	545	732	0	194	0	550	744	0	210	1	0	549	760
<b>Other</b>	4	30	130	164	4	47	154	205	3	51	200	254	3	41	17	302	363	3	46	17	0	304	370

TREND BY LOCATION



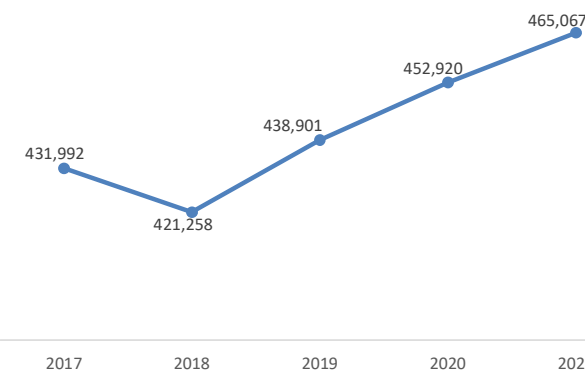
	2017	2018	2019	2020	2021
Urban (Nbi, Nak & Msa)	36,122	48,085	52,884	54,203	54,487
Kakuma Camp	159,317	165,832	170,523	141,114	145,938
Dadaab Camp	236,553	207,341	215,494	221,790	225,001
Kalobeyei Settlement				35,813	37,353
Urban (Eldoret)					2,288
<b>Total</b>	<b>431,992</b>	<b>421,258</b>	<b>438,901</b>	<b>452,920</b>	<b>465,067</b>

TREND BY MAJOR COUNTRIES OF ORIGIN



	2017	2018	2019	2020	2021
Somalia	281,714	252,498	257,766	265,352	269,579
South Sudan	111,524	115,202	121,410	123,912	130,621
DR Congo	13,961	24,586	28,085	29,625	30,081
Ethiopia	17,872	18,115	19,552	20,442	20,718
<b>Total</b>	<b>431,992</b>	<b>421,258</b>	<b>438,901</b>	<b>452,920</b>	<b>465,067</b>

FIVE YEAR POPULATION TREND



KENYA REGISTRATION TREND BY LOCATION AND COUNTRY OF ORIGIN

Month	Total	Country of Origin																											
		AFG	ANG	BDI	BKF	CAR	COB	COD	CMR	ERT	ETH	ICO	LBR	NIG	RSA	RWA	SLE	SOM	SSD	SUD	SYR	TAN	TIB	TUR	UGA	YEM	ZIM	OTHER	
Jan	2,815	-	-	461	-	-	1	366	-	17	178	-	-	-	-	19	-	287	1,374	49	-	22	-	1	40	-	-	-	
Feb	3,545	-	-	297	-	-	-	391	-	43	297	-	-	-	-	24	-	417	1,926	43	-	2	20	-	84	-	1	-	
Mar	2,200	-	-	227	-	1	-	254	-	31	150	-	-	-	21	-	259	1,140	40	-	6	-	4	65	1	-	1	-	
Apr	1,872	-	-	167	-	-	1	156	-	43	117	-	-	-	6	-	177	1,124	17	-	4	-	23	37	-	-	-	-	
May	935	-	-	105	-	-	-	163	1	1	44	-	-	-	10	-	135	426	17	-	2	-	-	24	2	-	-	5	
Jun	0	-	-	-	-	-	-	-	-	-	-	-	-	-	-	-	-	-	-	-	-	-	-	-	-	-	-	-	-
Jul	0	-	-	-	-	-	-	-	-	-	-	-	-	-	-	-	-	-	-	-	-	-	-	-	-	-	-	-	-
Aug	0	-	-	-	-	-	-	-	-	-	-	-	-	-	-	-	-	-	-	-	-	-	-	-	-	-	-	-	-
Sep	0	-	-	-	-	-	-	-	-	-	-	-	-	-	-	-	-	-	-	-	-	-	-	-	-	-	-	-	-
Oct	0	-	-	-	-	-	-	-	-	-	-	-	-	-	-	-	-	-	-	-	-	-	-	-	-	-	-	-	-
Nov	0	-	-	-	-	-	-	-	-	-	-	-	-	-	-	-	-	-	-	-	-	-	-	-	-	-	-	-	-
Dec	0	-	-	-	-	-	-	-	-	-	-	-	-	-	-	-	-	-	-	-	-	-	-	-	-	-	-	-	-
<b>Total</b>	<b>11,367</b>	<b>0</b>	<b>0</b>	<b>1,257</b>	<b>0</b>	<b>1</b>	<b>2</b>	<b>1,330</b>	<b>1</b>	<b>135</b>	<b>786</b>	<b>0</b>	<b>0</b>	<b>0</b>	<b>0</b>	<b>80</b>	<b>0</b>	<b>1,275</b>	<b>5,990</b>	<b>166</b>	<b>0</b>	<b>36</b>	<b>20</b>	<b>28</b>	<b>250</b>	<b>3</b>	<b>1</b>	<b>6</b>	

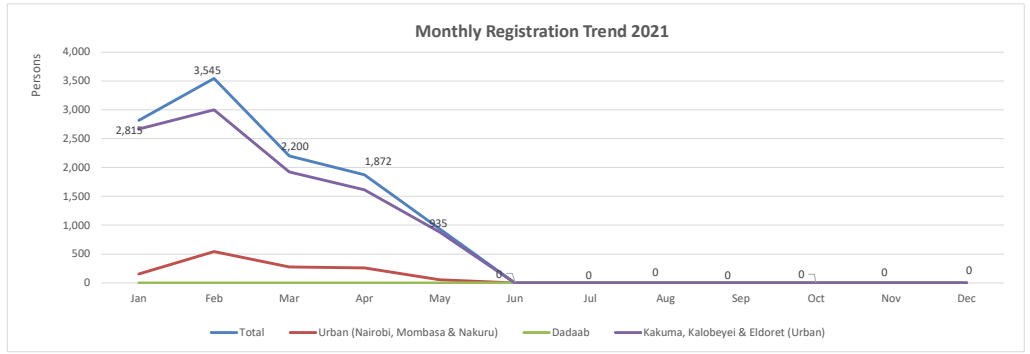
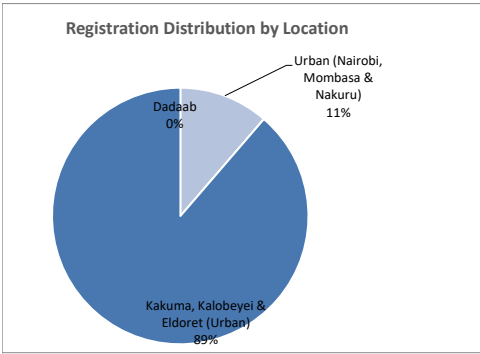
Month	Total	Country of Origin																											
		AFG	ANG	BDI	BKF	CAR	COB	COD	CMR	ERT	ETH	IND	LBR	NIG	RSA	RWA	SLE	SOM	SSD	SUD	SYR	TAN	TIB	TUR	UGA	YEM	ZIM	OTHER	
Jan	151	-	-	-	-	-	-	13	-	17	56	-	-	-	1	-	29	6	6	-	22	-	1	-	-	-	-	-	
Feb	545	-	-	14	-	-	-	65	-	42	209	-	-	-	2	-	155	8	-	-	-	20	-	30	-	-	-	-	
Mar	277	-	-	-	-	1	-	12	-	31	81	-	-	-	2	-	112	20	-	-	6	-	4	7	1	-	-	-	
Apr	260	-	-	2	-	-	-	8	-	42	72	-	-	-	1	-	88	14	2	-	4	-	23	4	-	-	-	-	
May	55	-	-	-	-	-	-	12	1	1	22	-	-	-	-	-	14	-	-	-	2	-	-	1	2	-	-	-	
Jun	0	-	-	-	-	-	-	-	-	-	-	-	-	-	-	-	-	-	-	-	-	-	-	-	-	-	-	-	
Jul	0	-	-	-	-	-	-	-	-	-	-	-	-	-	-	-	-	-	-	-	-	-	-	-	-	-	-	-	-
Aug	0	-	-	-	-	-	-	-	-	-	-	-	-	-	-	-	-	-	-	-	-	-	-	-	-	-	-	-	-
Sep	0	-	-	-	-	-	-	-	-	-	-	-	-	-	-	-	-	-	-	-	-	-	-	-	-	-	-	-	-
Oct	0	-	-	-	-	-	-	-	-	-	-	-	-	-	-	-	-	-	-	-	-	-	-	-	-	-	-	-	-
Nov	0	-	-	-	-	-	-	-	-	-	-	-	-	-	-	-	-	-	-	-	-	-	-	-	-	-	-	-	-
Dec	0	-	-	-	-	-	-	-	-	-	-	-	-	-	-	-	-	-	-	-	-	-	-	-	-	-	-	-	-
<b>Total</b>	<b>1,288</b>	<b>0</b>	<b>0</b>	<b>16</b>	<b>0</b>	<b>1</b>	<b>0</b>	<b>110</b>	<b>1</b>	<b>133</b>	<b>440</b>	<b>0</b>	<b>0</b>	<b>0</b>	<b>6</b>	<b>0</b>	<b>398</b>	<b>48</b>	<b>8</b>	<b>0</b>	<b>34</b>	<b>20</b>	<b>28</b>	<b>42</b>	<b>3</b>	<b>0</b>	<b>0</b>		

Month	Total	Country of Origin																											
		AFG	ANG	BDI	BKF	CAR	COB	COD	CMR	ERT	ETH	ICO	LBR	NIG	RSA	RWA	SLE	SOM	SSD	SUD	SYR	TAN	TIB	TUR	UGA	YEM	ZIM	Other	
Jan	0	-	-	-	-	-	-	-	-	-	-	-	-	-	-	-	-	-	-	-	-	-	-	-	-	-	-	-	
Feb	0	-	-	-	-	-	-	-	-	-	-	-	-	-	-	-	-	-	-	-	-	-	-	-	-	-	-	-	-
Mar	0	-	-	-	-	-	-	-	-	-	-	-	-	-	-	-	-	-	-	-	-	-	-	-	-	-	-	-	-
Apr	0	-	-	-	-	-	-	-	-	-	-	-	-	-	-	-	-	-	-	-	-	-	-	-	-	-	-	-	-
May	0	-	-	-	-	-	-	-	-	-	-	-	-	-	-	-	-	-	-	-	-	-	-	-	-	-	-	-	-
Jun	0	-	-	-	-	-	-	-	-	-	-	-	-	-	-	-	-	-	-	-	-	-	-	-	-	-	-	-	-
Jul	0	-	-	-	-	-	-	-	-	-	-	-	-	-	-	-	-	-	-	-	-	-	-	-	-	-	-	-	-
Aug	0	-	-	-	-	-	-	-	-	-	-	-	-	-	-	-	-	-	-	-	-	-	-	-	-	-	-	-	-
Sep	0	-	-	-	-	-	-	-	-	-	-	-	-	-	-	-	-	-	-	-	-	-	-	-	-	-	-	-	-
Oct	0	-	-	-	-	-	-	-	-	-	-	-	-	-	-	-	-	-	-	-	-	-	-	-	-	-	-	-	-
Nov	0	-	-	-	-	-	-	-	-	-	-	-	-	-	-	-	-	-	-	-	-	-	-	-	-	-	-	-	-
Dec	0	-	-	-	-	-	-	-	-	-	-	-	-	-	-	-	-	-	-	-	-	-	-	-	-	-	-	-	-
<b>Total</b>	<b>0</b>	<b>0</b>	<b>0</b>	<b>0</b>	<b>0</b>	<b>0</b>	<b>0</b>	<b>0</b>	<b>0</b>	<b>0</b>	<b>0</b>	<b>0</b>	<b>0</b>	<b>0</b>	<b>0</b>	<b>0</b>	<b>0</b>	<b>0</b>	<b>0</b>	<b>0</b>	<b>0</b>	<b>0</b>	<b>0</b>	<b>0</b>	<b>0</b>	<b>0</b>	<b>0</b>	<b>0</b>	

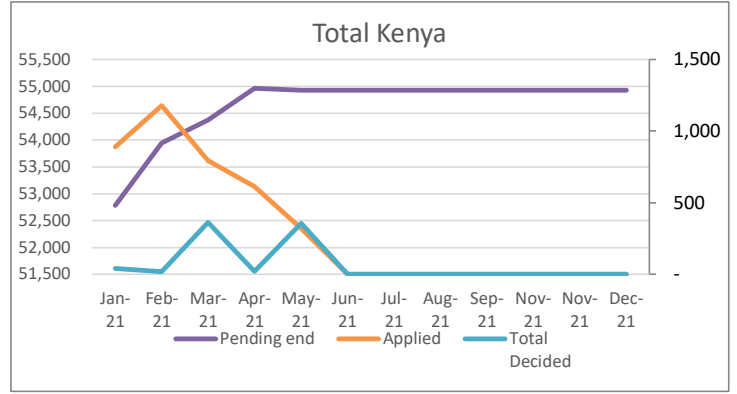
  

Month	Total	Country of Origin																											
		AFG	ANG	BDI	BKF	CAR	COB	COD	CMR	ERT	ETH	ICO	LBR	NIG	RSA	RWA	SLE	SOM	SSD	SUD	SYR	TAN	TIB	TUR	UGA	YEM	ZIM	Other	
Jan	2,664	-	-	461	-	-	1	353	-	-	122	-	-	-	18	-	258	1,368	43	-	-	-	-	40	-	-	-	-	
Feb	3,000	-	-	283	-	-	-	326	-	1	88	-	-	-	22	-	262	1,918	43	-	2	-	-	54	-	1	-	-	
Mar	1,923	-	-	227	-	-	-	242	-	-	69	-	-	-	19	-	147	1,120	40	-	-	-	-	58	-	-	-	1	
Apr	1,612	-	-	165	-	-	1	148	-	1	45	-	-	-	5	-	89	1,110	15	-	-	-	-	33	-	-	-	-	
May	880	-	-	105	-	-	-	151	-	-	22	-	-	-	10	-	121	426	17	-	-	-	-	23	-	-	-	5	
Jun	0	-	-	-	-	-	-	-	-	-	-	-	-	-	-	-	-	-	-	-	-	-	-	-	-	-	-	-	
Jul	0	-	-	-	-	-	-	-	-	-	-	-	-	-	-	-	-	-	-	-	-	-	-	-	-	-	-	-	-
Aug	0	-	-	-	-	-	-	-	-	-	-	-	-	-	-	-	-	-	-	-	-	-	-	-	-	-	-	-	-
Sep	0	-	-	-	-	-	-	-	-	-	-	-	-	-	-	-	-	-	-	-	-	-	-	-	-	-	-	-	-
Oct	0	-	-	-	-	-	-	-	-	-	-	-	-	-	-	-	-	-	-	-	-	-	-	-	-	-	-	-	-
Nov	0	-	-	-	-	-	-	-	-	-	-	-	-	-	-	-	-	-	-	-	-	-	-	-	-	-	-	-	-
Dec	0	-	-	-	-	-	-	-	-	-	-	-	-	-	-	-	-	-	-	-	-	-	-	-	-	-	-	-	-
<b>Total</b>	<b>10,079</b>	<b>0</b>	<b>0</b>	<b>1,241</b>	<b>0</b>	<b>0</b>	<b>2</b>	<b>1,220</b>	<b>0</b>	<b>2</b>	<b>346</b>	<b>0</b>	<b>0</b>	<b>0</b>	<b>74</b>	<b>0</b>	<b>877</b>	<b>5,942</b>	<b>158</b>	<b>0</b>	<b>2</b>	<b>0</b>	<b>0</b>	<b>208</b>	<b>0</b>	<b>1</b>	<b>6</b>		

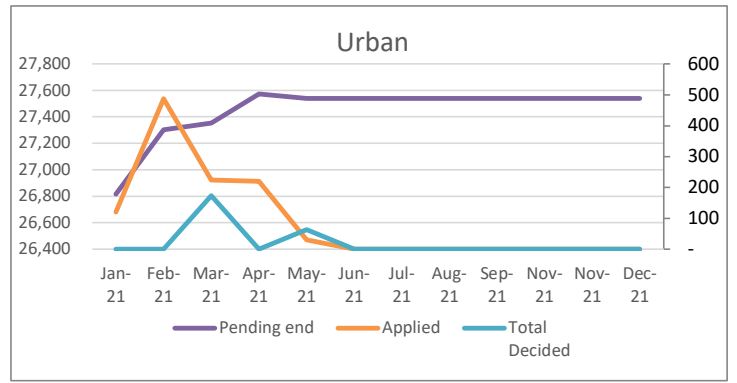


## Individual Asylum Applications and Refugee Status Determination Trend

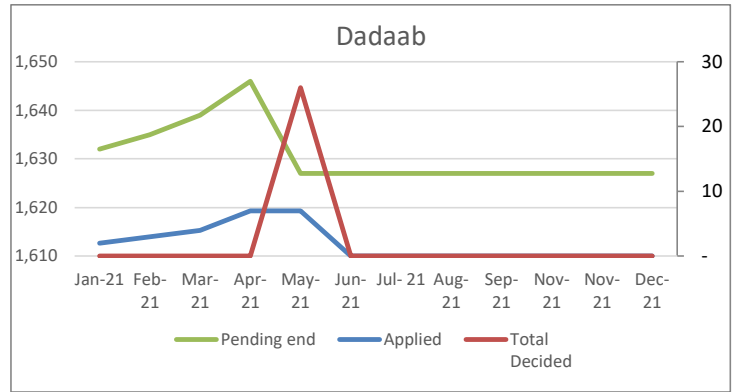
Total	Month	Pending begin	Applied	Reco-gnized	Reje-cted	Oth. Closed	Total Decided	Pending end
	Jan-21	51,934	889	13	-	28	41	52,782
	Feb-21	52,782	1,178	-	-	19	19	53,941
	Mar-21	53,941	793	189	-	174	363	54,371
	Apr-21	54,371	613	16	-	4	20	54,964
	May-21	54,964	319	20	-	337	357	54,926
	Jun-21	54,926	-	-	-	-	-	54,926
	Jul-21	54,926	-	-	-	-	-	54,926
	Aug-21	54,926	-	-	-	-	-	54,926
	Sep-21	54,926	-	-	-	-	-	54,926
	Nov-21	54,926	-	-	-	-	-	54,926
	Nov-21	54,926	-	-	-	-	-	54,926
	Dec-21	54,926	-	-	-	-	-	54,926
<b>Total</b>		<b>3,792</b>	<b>238</b>	<b>-</b>	<b>562</b>	<b>800</b>		



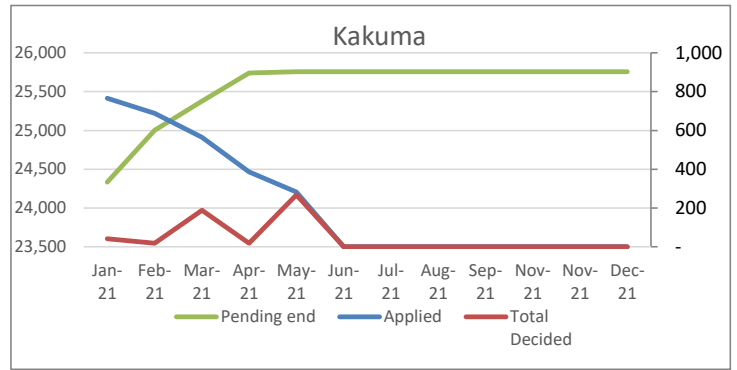
Urban	Month	Pending begin	Applied	Reco-gnized	Reje-cted	Oth. Closed	Total Decided	Pending end
	Jan-21	26,695	121	-	-	-	-	26,816
	Feb-21	26,816	487	-	-	-	-	27,303
	Mar-21	27,303	224	-	-	173	173	27,354
	Apr-21	27,354	220	-	-	-	-	27,574
	May-21	27,574	30	-	-	63	63	27,541
	Jun-21	27,541	-	-	-	-	-	27,541
	Jul-21	27,541	-	-	-	-	-	27,541
	Aug-21	27,541	-	-	-	-	-	27,541
	Sep-21	27,541	-	-	-	-	-	27,541
	Nov-21	27,541	-	-	-	-	-	27,541
	Nov-21	27,541	-	-	-	-	-	27,541
	Dec-21	27,541	-	-	-	-	-	27,541
<b>Total</b>		<b>1,082</b>	<b>-</b>	<b>-</b>	<b>236</b>	<b>236</b>		



Dadaab	Month	Pending begin	Applied	Reco-gnized	Reje-cted	Oth. Closed	Total Decided	Pending end
	Jan-21	1,630	2	-	-	-	-	1,632
	Feb-21	1,632	3	-	-	-	-	1,635
	Mar-21	1,635	4	-	-	-	-	1,639
	Apr-21	1,639	7	-	-	-	-	1,646
	May-21	1,646	7	-	-	26	26	1,627
	Jun-21	1,627	-	-	-	-	-	1,627
	Jul-21	1,627	-	-	-	-	-	1,627
	Aug-21	1,627	-	-	-	-	-	1,627
	Sep-21	1,627	-	-	-	-	-	1,627
	Nov-21	1,627	-	-	-	-	-	1,627
	Nov-21	1,627	-	-	-	-	-	1,627
	Dec-21	1,627	-	-	-	-	-	1,627
<b>Total</b>		<b>23</b>	<b>-</b>	<b>-</b>	<b>26</b>	<b>26</b>		



Kakuma, Kalobeyei & Eldoret	Month	Pending begin	Applied	Reco-gnized	Reje-cted	Oth. Closed	Total Decided	Pending end
	Jan-21	23,609	766	13	-	28	41	24,334
	Feb-21	24,334	688	-	-	19	19	25,003
	Mar-21	25,003	565	189	-	1	190	25,378
	Apr-21	25,378	386	16	-	4	20	25,744
	May-21	25,744	282	20	-	248	268	25,758
	Jun-21	25,758	-	-	-	-	-	25,758
	Jul-21	25,758	-	-	-	-	-	25,758
	Aug-21	25,758	-	-	-	-	-	25,758
	Sep-21	25,758	-	-	-	-	-	25,758
	Nov-21	25,758	-	-	-	-	-	25,758
	Nov-21	25,758	-	-	-	-	-	25,758
	Dec-21	25,758	-	-	-	-	-	25,758
<b>Total</b>		<b>2,687</b>	<b>238</b>	<b>-</b>	<b>300</b>	<b>538</b>		



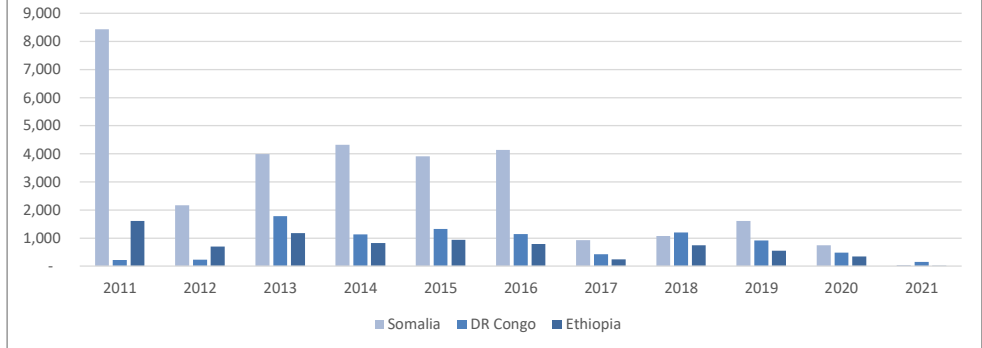
**RESETTLEMENT SUBMISSION BY COUNTRY OF ORIGIN**

Country of Origin	2011	2012	2013	2014	2015	2016	2017	2018	2019	2020	2021	Total
Somalia	8,439	2,170	3,985	4,325	3,909	4,147	929	1,068	1,605	740	43	31,360
DR Congo	218	230	1,783	1,132	1,326	1,143	424	1,203	916	484	150	9,009
Ethiopia	1,617	700	1,181	830	941	785	237	748	553	337	13	7,942
South Sudan	-	33	214	111	420	701	143	1,229	754	152	18	3,775
Sudan	175	30	29	158	541	104	4	34	3	2	-	1,080
Uganda	13	5	24	88	108	107	47	136	191	12	2	733
Burundi	17	22	58	46	121	81	100	121	104	60	2	732
Eritrea	25	20	111	73	116	55	26	39	36	12	-	513
Rwanda	13	24	22	31	78	26	10	17	15	10	4	250
Other	1	5	5	11	26	14	20	16	10	11	-	119
<b>Total</b>	<b>10,518</b>	<b>3,239</b>	<b>7,412</b>	<b>6,805</b>	<b>7,586</b>	<b>7,163</b>	<b>1,940</b>	<b>4,611</b>	<b>4,187</b>	<b>1,820</b>	<b>232</b>	<b>55,513</b>

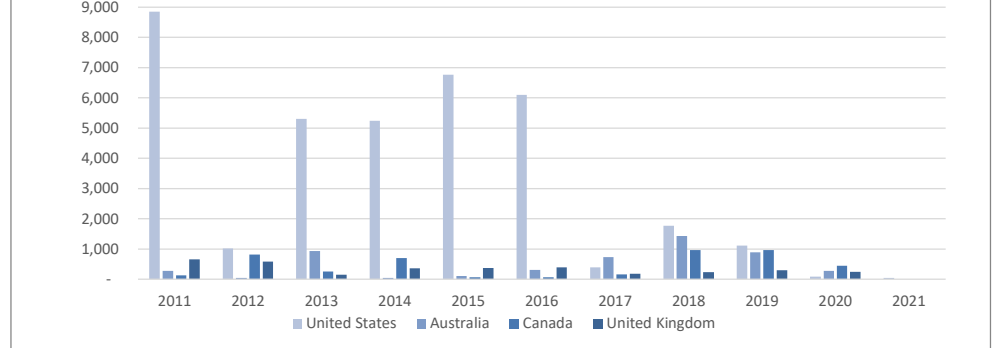
**RESETTLEMENT SUBMISSION BY COUNTRY OF RESETTLEMENT**

Country of Submission	2011	2012	2013	2014	2015	2016	2017	2018	2019	2020	2021	Total
United States	8,849	1,019	5,304	5,239	6,764	6,105	391	1,775	1,115	90	50	36,701
Australia	281	50	932	53	107	310	736	1,438	890	281	-	5,078
Canada	129	821	254	705	69	75	158	963	963	451	1	4,589
United Kingdom	657	585	155	363	378	397	180	243	297	251	1	3,507
Sweden	391	402	342	397	81	262	353	120	662	38	2	3,050
Norway	72	218	218	12	11	5	6	1	11	249	159	962
Netherlands	109	114	145	16	130	-	-	-	7	138	7	666
France	-	-	29	-	-	1	88	46	11	47	8	230
Other	24	16	17	6	17	2	28	25	220	275	4	634
Denmark	6	14	16	14	29	6	-	-	11	-	-	96
<b>Total</b>	<b>10,518</b>	<b>3,239</b>	<b>7,412</b>	<b>6,805</b>	<b>7,586</b>	<b>7,163</b>	<b>1,940</b>	<b>4,611</b>	<b>4,187</b>	<b>1,820</b>	<b>232</b>	<b>55,513</b>

**RESETTLEMENT SUBMISSION TRENDS BY MAJOR COUNTRIES OF ORIGIN**



**RESETTLEMENT SUBMISSION TRENDS BY MAJOR COUNTRIES OF RESETTLEMENT**



\* RST submissions as at end of March '2021



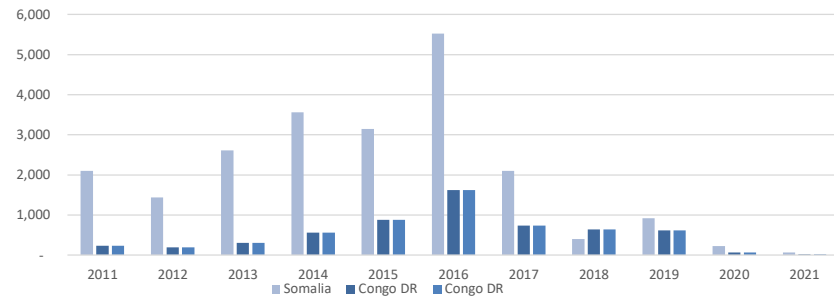
**RESETTLEMENT DEPARTURES BY COUNTRY OF ORIGIN**

Country of Origin	2011	2012	2013	2014	2015	2016	2017	2018	2019	2020	2021	Total
Somalia	2,102	1,442	2,612	3,562	3,142	5,521	2,102	398	916	220	66	22,083
Ethiopia	906	806	469	480	645	1,265	663	282	309	45	12	5,882
Congo DR	234	192	308	560	874	1,621	730	643	611	64	14	5,851
SSD	-	35	88	92	136	412	272	100	94	19	15	1,263
Sudan	213	102	61	82	46	123	184	9	30	5	-	855
Eritrea	48	25	25	57	28	121	62	21	18	4	1	410
Burundi	35	14	13	23	30	70	50	81	133	22	2	473
Uganda	7	14	2	36	69	70	50	73	63	60	2	446
Rwanda	35	26	26	21	28	56	24	28	13	7	-	264
Other	1	3	-	-	3	27	4	6	26	12	1	83
<b>Total</b>	<b>3,581</b>	<b>2,659</b>	<b>3,604</b>	<b>4,913</b>	<b>5,001</b>	<b>9,286</b>	<b>4,141</b>	<b>1,641</b>	<b>2,213</b>	<b>458</b>	<b>113</b>	<b>37,610</b>

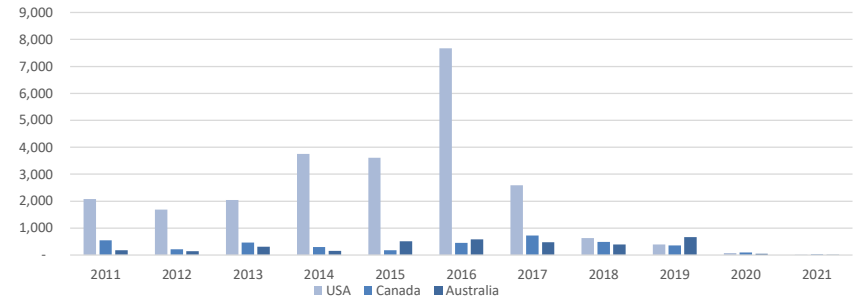
**RESETTLEMENT DEPARTURES BY COUNTRY OF RESETTLEMENT**

Country of Resettlement	2011	2012	2013	2014	2015	2016	2017	2018	2019	2020	2021	Total
USA	2,083	1,688	2,040	3,751	3,610	7,665	2,585	633	392	74	1	24,522
Canada	541	213	464	302	174	452	725	480	356	93	27	3,827
Australia	182	141	311	160	514	580	475	398	666	49	6	3,482
United Kingdom	208	460	260	279	308	267	248	111	163	19	-	2,323
Sweden	329	88	331	229	341	238	83	4	579	201	63	2,486
Norway	58	18	159	78	32	3	7	-	2	-	-	357
Netherlands	81	29	-	87	2	70	-	-	5	-	-	274
Other	89	12	13	20	13	2	7	15	50	22	16	259
Denmark	-	10	22	7	7	4	-	-	-	-	-	50
New Zealand	10	-	4	-	-	5	11	-	-	-	-	30
<b>Total</b>	<b>3,581</b>	<b>2,659</b>	<b>3,604</b>	<b>4,913</b>	<b>5,001</b>	<b>9,286</b>	<b>4,141</b>	<b>1,641</b>	<b>2,213</b>	<b>458</b>	<b>113</b>	<b>37,610</b>

**RESETTLEMENT DEPARTURE TRENDS BY MAJOR COUNTRIES OF ORIGIN**



**RESETTLEMENT DEPARTURE TRENDS BY MAJOR COUNTRIES OF RESETTLEMENT**



\* RST departures as at end of March 2021

**VOLUNTARY REPATRIATION FROM KENYA  
BY COUNTRY OF ORIGIN**

Country of Origin	Year													Total
	2009	2010	2011	2012	2013	2014	2015	2016	2017	2018	2019	2020	2021	
<b>Sudan</b>	665	64	28	-	-	-	-	-	-	-	-	-	-	757
<b>Burundi</b>	2	1	-	4	-	-	-	-	-	586	156	60	299	1,108
<b>Rwanda</b>	1	2	2	1	-	-	-	-	-	-	-	-	-	6
<b>Mozambique</b>	-	5	-	-	-	-	-	-	4	-	-	-	-	9
<b>Somalia</b>	-	6	69	4	-	481	5,614	33,792	35,409	7,543	2,142	190	49	85,299
<b>Congo, DRC</b>	-	3	2	7	3	-	-	-	-	-	15	-	11	41
<b>Ethiopia</b>	-	-	-	-	-	-	-	-	-	1,963	5	79	156	2,203
<b>Uganda</b>	-	-	4	1	-	-	-	-	-	-	-	-	1	6
<b>Other</b>	-	2	6	-	-	-	-	6	-	1	19	-	-	34
<b>Total</b>	<b>668</b>	<b>83</b>	<b>111</b>	<b>17</b>	<b>3</b>	<b>481</b>	<b>5,614</b>	<b>33,798</b>	<b>35,413</b>	<b>10,093</b>	<b>2,337</b>	<b>329</b>	<b>516</b>	<b>89,463</b>

VolRepTrend

