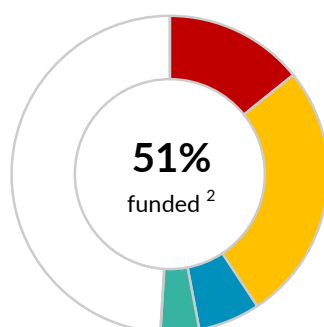
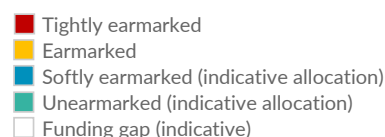


\$145.5 million

 UNHCR's financial requirements 2022 ¹

51%
 funded ²

KENYA

as of 25 October 2022

CONTRIBUTIONS ³ | USD

| | ■ Unearmarked | ■ Softly earmarked | ■ Earmarked | ■ Tightly earmarked | Total |
|--|------------------|--------------------|-------------------|---------------------|-------------------|
| United States of America | - | 5,000,000 | 32,798,727 | - | 37,798,727 |
| United Kingdom | - | - | - | 6,330,773 | 6,330,773 |
| Netherlands | - | - | - | 4,141,755 | 4,141,755 |
| European Union | - | - | - | 3,997,081 | 3,997,081 |
| Republic of Korea | - | - | 2,922,754 | - | 2,922,754 |
| Denmark | - | 1,514,922 | - | 786,238 | 2,301,160 |
| Japan | - | - | - | 1,740,000 | 1,740,000 |
| Qatar | - | - | - | 1,396,561 | 1,396,561 |
| The Big Heart Foundation | - | - | - | 1,062,306 | 1,062,306 |
| Switzerland | - | - | 1,023,541 | - | 1,023,541 |
| Canada | - | - | 588,697 | - | 588,697 |
| Sweden | - | - | 529,437 | - | 529,437 |
| The Mastercard Foundation | - | - | - | 469,496 | 469,496 |
| Stiftung Auxilium | - | - | - | 329,954 | 329,954 |
| Morneau Shepell (Lifeworks Ltd.) | - | - | - | 223,033 | 223,033 |
| UN Programme On HIV/AIDS | - | - | - | 152,638 | 152,638 |
| Vodafone Foundation | - | - | - | 115,995 | 115,995 |
| Norway | - | - | - | 22,160 | 22,160 |
| Other private donors | - | - | 97,680 | 45,433 | 143,113 |
| Sub-total | - | 6,514,922 | 37,960,836 | 20,813,422 | 65,289,180 |
| Indicative allocation of funds and adjustments | 5,727,758 | 2,686,033 | 555,005 | (110,794) | 8,858,002 |
| Total | 5,727,758 | 9,200,955 | 38,515,841 | 20,702,628 | 74,147,182 |

Methodology: Unearmarked funding is allocated and reallocated multiple times during the year to allow UNHCR to fund prioritised activities. This funding update includes an indicative allocation of funds so as to accurately represent the resources available for the country. The contributions earmarked for Kenya shown above are combined with an indicative allocation of the softly earmarked and unearmarked contributions listed below. This allocation respects different levels of earmarking. Adjustments relate to programme support costs and carry-over.

OTHER SOFTLY EARMARKED CONTRIBUTIONS ⁴ | USD

Germany 47.4 million | United States of America 29.3 million | Private donors USA 15.3 million | Austria 14.8 million | France 11.6 million | Private donors Australia 11.1 million | Canada 7.8 million | Denmark 7.6 million | Private donors Germany 7.4 million | Australia 4.4 million | Switzerland 4.3 million | Netherlands 4 million | Private donors United Kingdom 3.6 million | Private donors Italy 2.4 million | Japan 2.3 million | Spain 2.3 million | Private donors Republic of Korea 2 million

Iceland | Ireland | Jersey | Luxembourg | Norway | Poland | Private donors

UNEARMARKED CONTRIBUTIONS ⁵ | USD


Sweden 99.3 million | Norway 72.5 million | Private donors Spain 56.9 million | Private donors Japan 40.9 million | United Kingdom 40.1 million | Netherlands 37.2 million | Denmark 35.6 million | Private donors Republic of Korea 28.6 million | Germany 27 million | Private donors USA 26.2 million | Japan 21.7 million | France 18.5 million | Switzerland 18.4 million | Private donors Italy 16 million | Belgium 11.9 million | Ireland 11.8 million | Private donors Canada 11.8 million | Private donors Sweden 11.4 million | Italy 10 million

Algeria | Armenia | Australia | Austria | Azerbaijan | Bulgaria | Canada | Costa Rica | Estonia | Finland | Iceland | Kuwait | Liechtenstein | Lithuania | Luxembourg | Monaco | Montenegro | Morocco | New Zealand | Peru | Philippines | Portugal | Qatar | Republic of Korea | Saudi Arabia | Singapore | Thailand | Türkiye | Uruguay | Private donors

Notes:

1. The financial requirements for Kenya include requirements for the operation's regular programme, Ethiopia Emergency and the South Sudan Situation.
2. The percentage funded (51%) and total funding amount (\$74,147,182) are indicative based on the methodology described above. This leaves an indicative funding gap of \$71,372,735 representing 49% of the financial requirements.
3. Contributions to Kenya are shown by the earmarking modality as defined in the Grand Bargain.
4. Due to their earmarking at the region or sub-region, or to a related situation or theme, the other softly earmarked contributions listed are those which can potentially be used for Kenya. Where a donor has contributed \$2 million or more, the total amount of the contributions is shown.
5. Contributed without restrictions on its use, unearmarked funding allows UNHCR critical flexibility in how best to reach refugees and other populations of concern who are in the greatest need and at the greatest risk. Where a donor has contributed \$10 million or more, the total amount of the contribution is shown.

For more information: <http://reporting.unhcr.org>

 Follow us on @UNHCRgov