

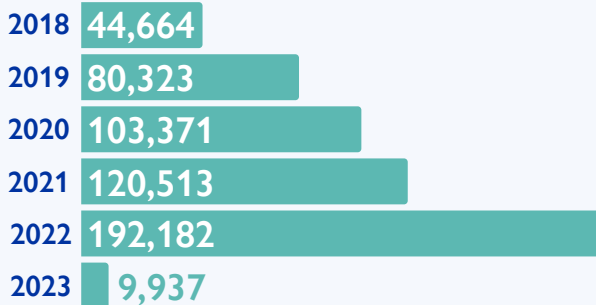
MONTHLY OVERVIEW

REGISTRATIONS ON ARRIVAL IN THE WESTERN BALKANS ¹

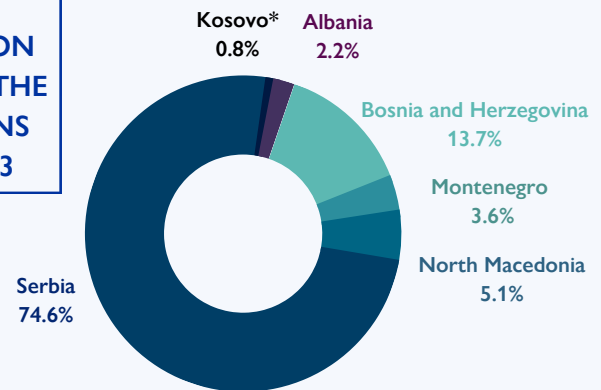
COUNTRY/AREA OF ARRIVAL	JAN-22	FEB-22	MAR-22	APR-22	MAY-22	JUN-22	JUL-22	AUG-22	SEP-22	OCT-22	NOV-22	DEC-22	JAN-23
Albania	255	297	1,073	930	1,105	1,295	892	1,164	1,860	1,142	1,618	585	219
Bosnia and Herzegovina	429	578	907	1,567	1,972	2,214	2,615	2,389	3,343	5,441	2,722	3,252	1,363
Montenegro	32	45	248	271	434	640	777	1,353	1,702	1,279	801	736	361
North Macedonia	466	687	1,144	1,297	1,941	2,665	2,988	3,499	2,982	2,403	1,480	827	506
Serbia	3,299	3,190	3,511	5,327	8,985	8,131	14,921	16,733	17,632	17,814	10,401	10,939	7,409
Kosovo*	39	45	64	27	55	160	89	53	134	113	37	141	79
TOTAL ²	4,520	4,842	6,947	9,419	14,492	15,105	22,282	25,191	27,653	28,192	17,059	16,480	9,937

* References to Kosovo shall be understood to be in the context of United Nations Security Council resolution 1244 (1999).

TOTAL REGISTRATIONS ON ARRIVAL IN THE WESTERN BALKANS



SHARE OF REGISTRATIONS ON ARRIVAL AMONG THE WESTERN BALKANS IN JANUARY 2023



TOP 3 NATIONALITIES IN JANUARY 2023 ³

Albania	Afghanistan (47%)	Syrian Arab Republic (18%)	Islamic Republic of Iran (8%)
Bosnia and Herzegovina	Afghanistan (55%)	Cuba (9%)	Morocco (8%)
Montenegro	Afghanistan (79%)	Islamic Republic of Iran (13%)	Pakistan (2%)
North Macedonia	Syrian Arab Republic (33%)	Morocco (16%)	Afghanistan (13%)
Kosovo*	Morocco (58%)	Syrian Arab Republic (9%)	Jordan (8%)

¹ 'Registrations on arrival' refer to any interception and/or registration by an official authority of an irregular entry at a border, by sea, in airports, or on the territory of the country.

² The data displayed in this brief is non-final and subject to consolidation. Please check the website below for more information: Europe Migrants Presence | Displacement Tracking Matrix (iom.int)

³ Data on the nationality of arrivals to Serbia is not available.

MIGRANTS PRESENCE IN RECEPTION FACILITIES ^{4 5}

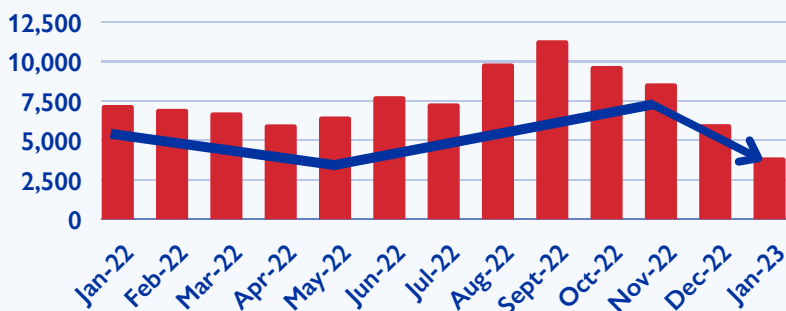
3,893

migrants hosted in
receptions facilities in
the Western Balkans

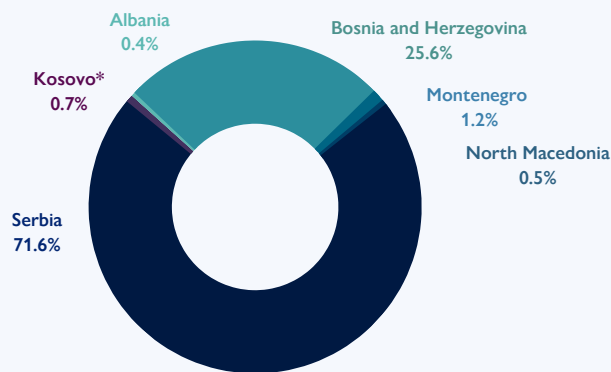
27.2%

of reception capacities
are occupied

TRENDS IN FACILITIES' OCCUPANCY



SHARE OF MIGRANTS SHELTERED IN THE WESTERN BALKANS IN JANUARY 2023



MIGRANT RECEPTION FACILITIES IN THE WB

January 2023 snapshot

Reception facilities
5
Total reception capacities
4,746
Total occupancy
997

Reception facilities
2
Total reception capacities
164
Total occupancy
49

Reception facilities
8
Total reception capacities
814
Total occupancy
15¹

Reception facilities
19
Total reception capacities
7,968
Total occupancy
2,786

Reception facilities
3
Total reception capacities
271
Total occupancy
28

Reception facilities
3
Total reception capacities
364
Total occupancy
18

40 Reception facilities

3,893 Migrants accommodated

IOM offices and sub-offices

Reception facilities

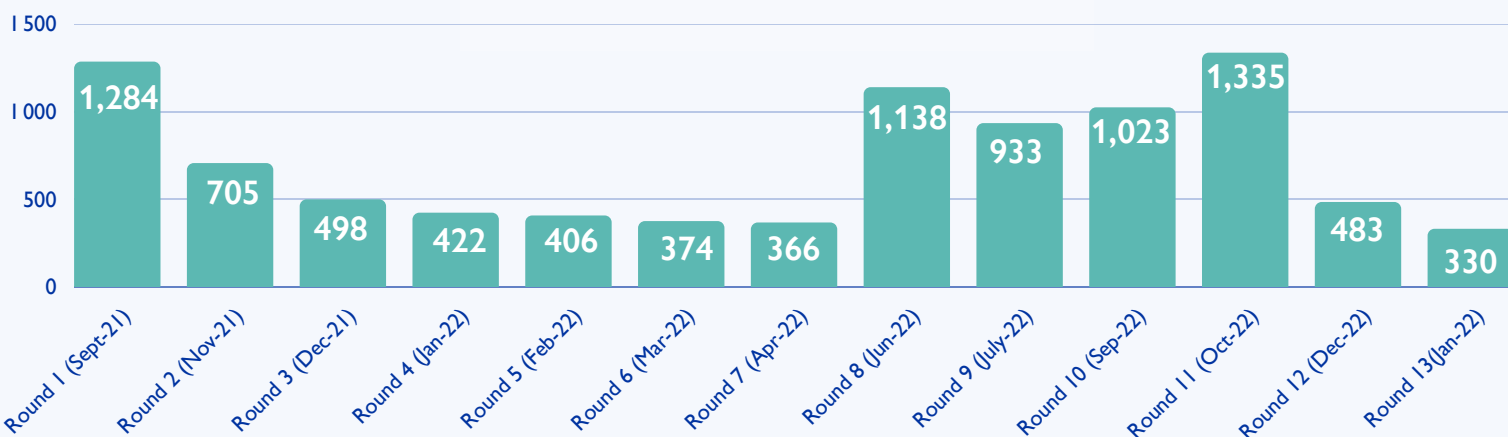
This map is for illustration purposes only. The boundaries and names shown and the designations used on this map do not imply official endorsement or acceptance by the International Organization for Migration

⁴ The data for Albania refer to the cumulative number of migrants registered in the existing structures in December by the Border and Migration Department within the Border Police of Albania.

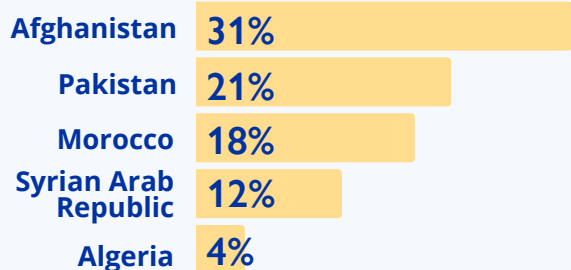
⁵ Based on the latest data available in January 2023.

MIGRANTS PRESENCE OUTSIDE RECEPTION⁶

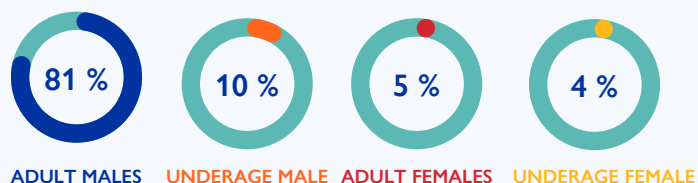
DISPLACEMENT TRACKING MATRIX MONTHLY EXERCISE⁷



TOP 5 NATIONALITIES IN ROUND 13



DEMOGRAPHICS IN ROUND 13



UKRAINIAN NATIONALS IN THE WESTERN BALKANS

COUNTRY/AREA OF ARRIVAL	ENTRY	ESTIMATED PRESENCE
Albania	31,483	2,542
Bosnia and Herzegovina	51,080	151
Montenegro	92,773	6,763
North Macedonia	29,479	6,459
Serbia	145,204	2,927
Kosovo*	816	19
TOTAL	350,835	18,861

• The table covers cumulative data on Ukrainians' arrivals from 22 February 2022 to 10 February 2023.

• The number of exits is not available for all countries. These presence numbers should therefore be considered an estimate.

• The data sources for each country differs, but include national authorities, the Red Cross and the media.

⁶ Data collected through DTM's monthly migrants presence outside of official reception centres exercise.

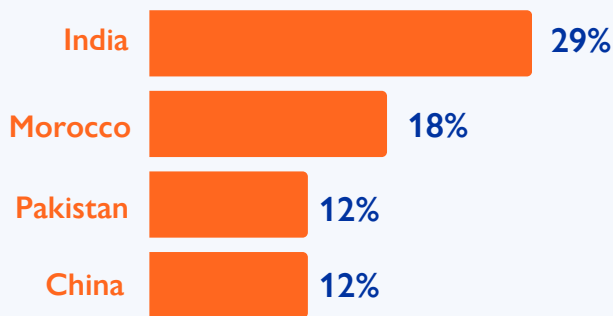
⁷ Data do not include Serbia as the data collection exercise is not implemented in the country.

RETURNS AND REINTEGRATION

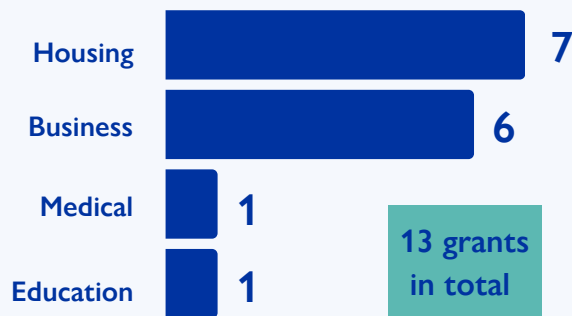
RETURNS FROM THE WESTERN BALKANS

	Albania	Bosnia and Herzegovina	Montenegro	North Macedonia	Serbia	Kosovo*	Grand total
Total returns in 2023	2	4	0	2	9	0	17
Total returns 2016 -2022	15	1,324	111	106	1,115	41	2,712

TOP COUNTRIES OF RETURN IN 2023



NUMBER OF IN-KIND REINTEGRATION GRANTS IN 2023⁸



TOTAL NUMBER OF REACHED MIGRANTS IN 2023



⁸ The total number of reintegration grants does not reflect the total number of grants per category as one reintegration package can include different categories.

IOM activities funded by:



Funded by the European Union



Norwegian Ministry of Foreign Affairs



MINISTRY OF FOREIGN AFFAIRS OF DENMARK



Ministry of Foreign Affairs and International Cooperation of Italy



Kingdom of the Netherlands



MINISTRY OF THE INTERIOR OF THE CZECH REPUBLIC

Email us on:

iomwesternbalkans@iom.int