

# HUMANITARIAN RESPONSE PLAN

## NIGERIA

HUMANITARIAN  
PROGRAMME CYCLE  
2023  
ISSUED FEBRUARY 2023



# About

This document is consolidated by OCHA on behalf of the Humanitarian Country Team and partners. The Humanitarian Response Plan is a presentation of the coordinated, strategic response devised by humanitarian agencies in order to meet the acute needs of people affected by the crisis. It is based on, and responds to, evidence of needs described in the Humanitarian Needs Overview.

## PHOTO ON COVER

Hamme, a displaced woman in Rann, Borno State, stands in front on the remains of her shelter, which collapsed due to heavy rains. Hamme and her family escaped before the roof collapsed, but their meager supply of food was damaged. She, her husband and their three children now struggle to find shelter from north-east Nigeria's extreme weather.

Photo: OCHA/Christina PowellPhoto: OCHA/Christina Powell.

*The designations employed and the presentation of material in the report do not imply the expression of any opinion whatsoever on the part of the Secretariat of the United Nations concerning the legal status of any country, territory, city or area or of its authorities, or concerning the delimitation of its frontiers or boundaries.*

## Get the latest updates



OCHA coordinates humanitarian action to ensure crisis-affected people receive the assistance and protection they need. It works to overcome obstacles that impede humanitarian assistance from reaching people affected by crises, and provides leadership in mobilizing assistance and resources on behalf of the humanitarian system

[www.unocha.org/nigeria](http://www.unocha.org/nigeria)

[twitter.com/ochanigeria](https://twitter.com/ochanigeria)



ReliefWeb aims to be the central website for Information Management tools and services, enabling information exchange between clusters and IASC members operating within a protracted or sudden onset crisis.

[www.reliefweb.int/country/nga](http://www.reliefweb.int/country/nga)

## Humanitarian Action

ANALYSING NEEDS AND RESPONSE

Humanitarian Action supports decision-makers by giving them access to key humanitarian data. It provides the latest verified information on needs and delivery of the humanitarian response as well as financial contributions.

[www.hum-insight.com](http://www.hum-insight.com)



The Financial Tracking Service (FTS) is the primary provider of continuously updated data on global humanitarian funding, and is a major contributor to strategic decision making by highlighting gaps and priorities, thus contributing to effective, efficient and principled humanitarian assistance.

<https://fts.unocha.org/countries/163/summary/2023>

# Table of Contents

<b>05</b>	<b>Introduction</b>	<b>129</b>	5.3 Participating Organizations
<b>07</b>	<b>Foreword</b>	<b>139</b>	5.4 Planning Figures by Sector and by Geography
<b>09</b>	<b>Response Plan Overview</b>	<b>143</b>	5.5 Results/Monitoring Framework
11	Gender in Humanitarian Action	<b>144</b>	5.6 What if We Fail to Respond?
12	Crisis Context and Impact	<b>145</b>	5.7 How to Contribute
14	Response by Strategic Objective	<b>146</b>	5.8 Acronyms
14	Planned Response	<b>148</b>	5.9 End Notes
16	HRP Key Figures		
17	Historical Trends		
<b>18</b>	<b>Part 1: Strategic Response Priorities</b>		
20	1.1 Humanitarian Conditions and Underlying Factors Targeted for Response		
31	1.2 Strategic Objectives, Specific Objectives and Response Approach		
49	1.3 Planning and Costing Methodology		
51	1.4 Planning Assumptions, Operational Capacity and Access		
56	1.5 Accountability to Affected People		
59	1.6 Protection from Sexual Exploitation and Abuse (PSEA)		
62	1.7 Cash and Voucher Assistance in the Humanitarian Response		
65	1.8 Risk Management		
<b>66</b>	<b>Part 2: Response Monitoring</b>		
67	2.1 Monitoring Approach		
<b>69</b>	<b>Part 3: Sector Objectives and Response</b>		
70	3.1 Overview of Sectoral Response		
75	3.2 Camp Coordination and Camp Management		
78	3.3 Coordination and Support Services		
80	3.4 Early Recovery and Livelihoods		
83	3.5 Education		
87	3.6 Emergency Telecommunications		
89	3.7 Emergency Shelter and Non-Food Items		
92	3.8 Food Security		
96	3.9 Health		
99	3.10 Logistics		
101	3.11 Nutrition		
104	3.12 Protection		
115	3.13 Water, Sanitation and Hygiene		
<b>118</b>	<b>Part 4: Refugee Response Plan</b>		
119	4.1 Overview of Refugee Response		
<b>122</b>	<b>Part 5: Annexes</b>		
123	5.1 Overview of Refugee Response		
128	5.2 Response Analysis		





**MALKOHI, ADAMAWA STATE NIGERIA**

Ibrahim, 65, sits in his emergency shelter in Mokholi, Adamawa State, where he has lived for almost a decade. He is soon moving with his family into a home of their own through a durable solutions pilot project coordinated by the International Organization for Migration (IOM).

Photo: OCHA/Christina Powell.



# Introduction

---

## **Introduction by the Resident and Humanitarian Coordinator**

There are profound humanitarian needs across Nigeria, including displacement from violence, high levels of malnutrition and food insecurity, in addition to lack of basic services and protection. These needs affect tens of millions of people and we have enumerated them in the Humanitarian Needs Overview.

Many of the humanitarian needs occur because of poverty, poor or absent institutions needed to deliver basic services and fragile rule of law, in addition to intercommunal violence. Tackling these issues are beyond the scope, resources, and capacity of this Humanitarian Response Plan, which addresses the undiminished humanitarian needs in Nigeria's BAY (Borno, Adamawa and Yobe) states. I am, for example, deeply concerned about severe acute malnutrition among children which is expected to more than double compared to last year. The lives of some 690,000 children are at risk!

Humanitarian needs in the BAY States are in the first instance caused and amplified by the non-international armed conflict now in its 13th year. There are few, if any, signs that the conflict affecting millions of people will come to an end in the short term. Attacks on civilians and civilian infrastructure raise profound protection concerns and continue to impede access of vulnerable people to assistance. The conflict has a massive negative impact on the people and infrastructure needed to deliver vital and basic services.

More than two million internally displaced people are unable to return to their homes because of widespread insecurity, seeking refuge in garrison towns. Countless others are putting their lives at risk when leaving the relative safety of these towns trying to eke out a living by farming, collecting firewood or pursuing whatever livelihood they can to keep their families alive.

An increasingly evident factor driving humanitarian need is the impact of climate change, undermining the precarious coping mechanisms of vulnerable people. Last year saw the worst flooding in more than two decades across Nigeria affecting 4.4 million people. The flooding was a major contributor to the spread of waterborne disease, with cholera killing 390 people in Borno State alone.

At the same time, there are signs of hope. Travelling across the BAY states I have seen countless examples of humanitarian action transforming individual lives. For instance, the life of Aiso, a mother from Dikwa, was changed when a shelter programme provided her family with a home in January this year. Aiso and her husband were living in a small makeshift shelter for years with their four children, struggling to obtain enough food. With a secure shelter, they are now in a better place to take on the many challenges they face.

When he visited Maiduguri last year, our Secretary General spoke of a "Borno of Hope" based on hearing from some IDPs that they are optimistic about their future despite their current miserable circumstances as well as on observing the efforts to accompany and support those who have fled from areas controlled by the insurgents. In order to transform hopes into reality, people affected by conflict must be in the driving seat of our collective efforts to bring about a better future.

As partners – including government, civil society, NGOs and the UN – we should all be proud about delivering significant humanitarian assistance to 4.7 million people last year, despite only receiving 63 per cent of the requirement of the Humanitarian Response Plan. We must adapt the ways we work to make scarce resources go further and to go beyond keeping people alive towards longer-term solutions with dignity and a sense of normalcy.

In this second year of our two-year humanitarian strategy (2022-2023) we will continue to provide life-saving assistance to those who are most vulnerable. We have changed the methodology for estimating the number of people in need this year, and there is therefore a very small change in terms of people in need – from 8.4 to 8.3 million people. The important figure to note is the people we are aiming to provide with assistance, some 6 million people. These are people with severe, extreme or catastrophic needs. This is an increase from 5.5 million people last year. For the first time we are also seeing some 250,000 people who are experiencing a catastrophic situation, meaning that their coping mechanisms are exhausted, and they are on the verge of collapse. Needless to state, my colleagues and I are very worried about their immediate and long-term future.

Funding for humanitarian work in the north-east of Nigeria has remained stagnant in the last two years. This year we have, therefore, sought to improve our prioritisation process. We have identified activities that are urgently needed for the most vulnerable 2.4 million people at a cost of \$631 million dollars. This is needed today, not tomorrow.

We know from experience around the globe that humanitarian assistance can only be a temporary measure. In a protracted crisis like the one in the BAY states, we must all - authorities, development partners and the private sector - work with communities and people like Aiso to enable alternative and longer-term solutions to people.

We will continue to improve the way we work, including driving innovation and increasing accountability to the people we serve. Another area we will emphasize more is anticipatory action to strengthen vulnerable people's ability to cope with predictable events such as disease outbreaks and the impact of natural disasters. We will also incorporate the lessons learned from last year's flooding to ensure better preparedness and early warning.

Humanitarian workers are at risk every day, as witnessed by colleagues killed, maimed or abducted. With dedication and heroic acts, they risk their lives

to save those of others. Attacks on civilians, our colleagues, and the humanitarian infrastructure that keeps millions of people alive should not be tolerated and must end. We continue to be dependent on the humanitarian hubs and the United Nations Humanitarian Air Service (UNHAS) to enable us to operate in a highly volatile and insecure environment.

While we for good reasons are maintaining the focus of this HRP on the north-east, we can not ignore significant and growing humanitarian needs in the rest of the country. As noted earlier, rather than mounting further huge internally supported relief operations, we will in this respect rely on and strengthen development interventions, as well as peacebuilding and conflict resolution initiatives to resolve their underlying causes. Where necessary, we will establish ad hoc coordination mechanisms for humanitarian partners, such as current efforts to address malnutrition in north-west Nigeria.

And both in the north-east and the rest of the country, we must respect that it is primarily the responsibility of government to keep their citizens safe and to address their humanitarian needs. Where we can and have the resources for it, we will engage to support the strengthening of country-wide humanitarian response and domestic resource mobilisation capacities.

Let me express my profound gratitude to our partners for their tireless efforts to alleviate suffering and save lives under difficult circumstances. I also want to recognise that our work would not be possible without the unwavering commitment of our donors who have stood with the people of Borno, Adamawa and Yobe states in their time of need. With your support and solidarity, we will continue together to save, protect, and improve lives in 2023.

**Matthias Schmale**

**United Nations Resident and Humanitarian Coordinator, Nigeria**



# Foreword

---

## **Foreword by the Federal Minister of Humanitarian Affairs, Disaster Management and Social Development**

Millions of vulnerable people in Borno, Adamawa and Yobe states in north-east Nigeria are facing a humanitarian and protection crisis due to conflict.

Conflict has caused widespread internal displacement, alarming food insecurity and malnutrition, and outbreaks of diseases such as cholera. The impact of climate change, coupled with high prices of food and essential commodities, and increased population movements, have aggravated the crisis.

Nigeria is on the frontline of the climate crisis. Climate-related shocks continue to exacerbate the needs of the most vulnerable people, as witnessed in the historic flooding across the country last year affecting 4.4 million people.

Despite a significant scale-up of the humanitarian response by the United Nations (UN) and humanitarian partners since 2016 in support of Government efforts, the humanitarian crisis in northeast Nigeria persists.

According to UN activity costing analysis, humanitarian partners will require US \$1.3 billion in funding to carry out their activities towards improving lifesaving and protection needs of 6 million people in Borno, Adamawa and Yobe states, this year.

This increase reflects broadening and deepening needs in protection, food and nutrition, health care, water, hygiene and sanitation, and shelter among internally displaced persons (IDPs), returnees, and host communities. Other contributing factors include camp closures and the influx of people fleeing areas under the control of non-state armed groups.

In March 2022, the Federal Government of Nigeria launched its new National Policy on Internally

Displaced Persons, reaffirming and clarifying the obligations and responsibilities of the Government to protect, promote, and fulfill the rights of IDPs, returnees, and host communities.

Internal displacement is a key driver of vulnerability for the over 2 million IDPs who are facing formidable challenges accessing food, shelter, protection, and other basics. Most rely on humanitarian aid, with homelessness and rampant insecurity curtailing their movement and preventing access to farms.

The Humanitarian Response Plan (HRP) is a framework for the UN, international and national NGOs, civil society, and the private sector to work in support of the Government of Nigeria to meet affected people's needs in a focused, prioritised way.

The HRP has a strengthened focus on gender-specific vulnerabilities, affecting women and girls.

This HRP sets attainable goals to improve the situation of women and girls more strategically, as well as of boys and men. Results will be monitored, and achievements consolidated into the Nigeria roadmap for gender equality programming in emergencies (2022-2024).

To help vulnerable people better protect themselves from the impacts of hazards, such as floods and droughts, the HRP will strengthen anticipatory action. By going beyond preparedness and contingency planning, this will help to lay the foundation for longer-term recovery among crisis affected people, strengthen resilience, and, where feasible, create pathways for development. This is aligned with our 2021 National Humanitarian-Development-Peace Framework, which aims to make humanitarian response more impactful, the United Nations' Sustainable Development

Cooperation Framework 2023-2027 among other relevant plans and frameworks.

Through the HRP, efforts will continue towards localization, including by increasing direct funding to national NGO partners.

The Government and humanitarian partners remain committed to strengthen the prevention of sexual exploitation and abuse, which is a key tenet of our humanitarian action in north-east Nigeria.

The Government of Nigeria will continue to dedicate more resources, and to strengthen engagement with affected people, humanitarian and development donors and the international community towards a resolution of the crisis in north-east Nigeria.

**Sadiya Umar Farouq (Mrs)**

**Honourable Minister, Federal Ministry of  
Humanitarian Affairs, Disaster Management and  
Social Development**



# Response Plan Overview

PEOPLE IN NEED	ACUTE PIN	PEOPLE TARGETED	REQUIREMENTS (US\$)	OPERATIONAL PARTNERS
8.3M	2.4M	6.0M	\$1.3B	104

The 2023 Nigeria Humanitarian Response Plan (HRP) requires US\$1.3 billion to meet the needs of 6 million people in Borno, Adamawa, and Yobe (BAY) states affected by conflict. As a priority, \$631 million is urgently required for an emergency response to 2.4 million people in acute need.

The analysis in the 2023 Humanitarian Needs Overview (HNO) indicates that the severity of some needs, particularly those related to food insecurity and malnutrition, are increasing. As a result, the number of people targeted for response in this Plan has increased from 5.5 million in 2022 to 6 million in 2023.

As noted in the HNO, humanitarian partners will continue to monitor and respond to needs outside of the north-east, including natural disasters such as flooding and the malnutrition crisis in the north-west. Many of these needs, as noted in the Humanitarian Coordinator's introduction, and referenced in the HNO, are the result of poverty and a development deficit, including lack of rule of law. Development efforts, led by the Government, are needed in addition to humanitarian action to resolve these issues.

The HRP for the north-east is based on robust intersectoral analysis, outlined in the HNO, which identified 8.3 million people in need of some form of humanitarian and protection assistance, a marginal change from 2022. A change in the methodology measuring the people in need this year, means that year-on-year comparisons are not readily available. What is critical is the increased severity of needs among the identified population groups, which has meant that 6 million people will be targeted for

humanitarian response this year compared to 5.5 million people last year – an increase of 9 per cent.

Building on the two-year humanitarian strategy for 2022-2023, the humanitarian response in 2023 will continue to be prioritized around four strategic objectives. Centrality of protection remains at the core of all response interventions and will be integrated across all sectoral programming. Gender-related inequality and inequity are identified as one of the main causes of vulnerability and an impediment to access to assistance for women and girls. This year's plan is more deliberately geared towards gender-responsive humanitarian actions that specifically address the challenges faced by women and girls. In addition, accountability to affected people (AAP) – central to principled humanitarian action – localization, and prevention of sexual exploitation and abuse (PSEA) will be integrated into sector response plans and strengthened across the different areas of support and interventions. This approach is more than just a 'tick-box exercise' to highlight thematic issues. It intends to fundamentally ensure that the humanitarian community is accountable – for its actions and the quality of its responses – to the people who are in need of help.

A shift in this year's HNO and HRP is the inclusion and articulation of anticipatory action, beyond preparedness and contingency planning for humanitarian events. When planning for the response, this shift – both conceptually and in practice – means the development of anticipatory action frameworks informed by a better understanding of risks<sup>1</sup> faced by vulnerable people. The aim is to strengthen coping mechanisms through specific interventions, including

the expansion of livelihoods, resilience and risk-reduction capacities for the most affected and at-risk populations, particularly women and girls. Effective disaster risk reduction efforts to mitigate the impact<sup>2</sup> of humanitarian events, and preparedness and emergency response planning will require resources and investment. The aim is to help vulnerable people protect themselves from the impacts of the main, recurrent identified threats and hazards<sup>3</sup>, seasonal or otherwise. Anticipatory action supports those in need and the most vulnerable at a stage when humanitarian action bears the greatest results – before a crisis occurs. Assistance is triggered in response to forecasts of natural disasters or droughts (when a predetermined threshold is reached). Anticipatory action ideally lays the foundation for longer-term recovery and, where feasible, development work.


Despite persistent conflict and insecurity in the BAY states, there are opportunities for recovery and development activities in relatively stable and secure areas, predominantly in Yobe and Adamawa, and Maiduguri in Borno. In these locations there are opportunities to pursue the humanitarian-development-peace nexus (HPDN). These opportunities will be used to identify durable solutions for displaced people

and communities affected by conflict, and increase the leadership, participation and voices of the most affected and at-risk women in defining longer-term solutions. The HRP is aligned with and informed by relevant frameworks that offer opportunity to peruse the nexus and options for durable solutions, including the UN Sustainable Development Cooperation Framework 2023-2027, the Government of Nigeria National Policy on Internal Displacement, state-level development plans, and other plans and frameworks relevant to the context.

Recognizing unprecedented growth in humanitarian needs globally, as well as an economic downturn, funding will be a critical issue not only in Nigeria. The HRP therefore emphasizes a more strategic and focused approach, prioritizing the most severe needs. The response in 2023 will also build on lessons learned from 2022.

The HRP also prioritizes the development of an improved response monitoring framework, including a gap analysis, to ensure accountability and gauge the impact of the operation, in addition to timely information for decision-making.

### People in Need and Targeted by State





# Crisis Context and Impact

---

The conflict in north-east Nigeria has generated a large-scale humanitarian and protection crisis that shows no sign of abating. Based on the HNO, an estimated 8.3 million women, men and children need some form of humanitarian and protection assistance in the BAY states this year. Over 2 million people have been forced to flee their homes due to persistent violence and remain internally displaced.<sup>4</sup> There are nearly 1.5 million returnees who lack essential services and livelihoods, and 4.8 million people in host communities or communities that have otherwise been affected by the conflict. Estimates for people residing in extremely-hard-to-reach areas (with little or no access to people in need) range from 1 to 2.1 million (see the HNO for details).

A total of 4.4 million people in the BAY states are expected to face food insecurity in the 2023 lean season (June to August), up from 4.1 million in 2022. Equally worrying is the continued risk of mortality among children due to acute malnutrition. The number of children suffering from acute malnutrition is projected to increase from 1.74 million in 2022 to 2 million in 2023. The more than quadrupling in the number of children suffering severe acute malnutrition since 2021 – with close to 700,000 children at risk – is deeply alarming.

In 2022, lack of access to clean water, sanitation and hygiene, and health care led to cholera outbreaks in more than 30 states across Nigeria. At least 15,000 cases of cholera were recorded in the north-east, resulting in over 460 deaths, according to the World Health Organization.

Attacks on civilians and civilian infrastructure by non-state armed groups (NSAGs) continue in north-east Nigeria, forcing humanitarians to operate in a volatile security environment where they face serious threats to their personnel and assets. Insecurity hinders access to people in need, leaving the delivery of assistance confined to garrison towns and their immediate surroundings in government-controlled areas. The high frequency of illegal vehicle

checkpoints, the use of improvised explosive devices and attacks by NSAGs along main supply routes makes road travel a risky endeavour in most of Borno and parts of Adamawa and Yobe States. As a result, humanitarian operations rely heavily on the UN Humanitarian Air Service (UNHAS) for the movement of personnel (and sometimes cargo).

Relatively stable and safe areas exist, predominantly in parts of Yobe and Adamawa. In Borno state, insecurity persists across the state, aside from Maiduguri. These areas offer potential opportunities for long-term or durable solutions to increase resilience and self-reliance among internally displaced persons (IDPs). Humanitarian partners are committed to ensure that activities, where possible, reduce vulnerability, working with affected communities to find solutions to their predicament. Development and recovery interventions should be pursued where possible and appropriate. Moreover, efforts aimed at restoring state authority and functions, including the rule of law and delivery of basic services, and restoring livelihoods – as seen through stabilization initiatives – are crucial complements to humanitarian action and should be factored into humanitarian planning.

Climate change is increasing humanitarian needs in Nigeria at an alarming rate – as well as in neighbouring countries in the Sahel, which are on the front-line of the climate crisis. Floods and droughts are becoming more severe, as evidenced by the historic flooding across the country in 2022, which affected 4.4 million people. The floods also had a significant impact on food security as they coincided with the harvest season and led to widespread outbreaks of waterborne disease, including cholera. Climate change is increasingly intertwined with conflict as a driver of displacement, and the encroaching desert is robbing farmers of arable farmland and pastoralists of pasture for livestock. Scarce resources are fuelling farmer-herder conflict. Rapid population growth – which continues to outpace economic growth – will further exacerbate this precarious situation.

## Gender in Humanitarian Action

Gender disparities and gaps are well documented in Nigeria. These are multidimensional; they play an integral part in decision-making, whether in communities or in the household, and in access to livelihoods or income, justice and basic services, particularly health care and education. In a conflict setting, many of these disparities are amplified, putting women and girls at further disadvantage.

It is therefore vital that assessments are undertaken in a way that enables the voices of women, girls and boys to be adequately represented. In many instances gender dynamics, particularly for women and girls, means overcoming considerable sociocultural barriers and prejudice. Given the barriers that women face in Nigeria – as described in the 2023 HNO – it is not only critical that women's and girls' voices are heard, but that they are also integral to decision-making to ensure that aid is appropriate and addresses their specific needs.

The HRP aims to further concretize gender considerations by setting attainable goals that will improve the situation of women and girls more strategically, as well as of boys and men, where relevant.

Of the 8.3 million people projected to be in need of some form of humanitarian and protection assistance in the BAY states in 2023, 53 per cent are female. Similarly, 55 per cent of the 2 million IDPs are female. The same pattern is replicated among returnees (54 per cent female), host communities (52 per cent) and inaccessible populations (52 per cent). For people devastated by the ongoing crisis, gender and other sociodemographic and economic factors such as age, social status, gender norms and limited livelihood opportunities, intersect and increase their vulnerabilities, making their situation worse.

In Nigeria, 40 million women of childbearing age (15-49 years of age) suffer a disproportionately high level of reproductive health issues, with a maternal mortality rate of 576 per 100,000 live births. The situation is worse in north-east Nigeria.<sup>5</sup> While reproductive health services are being improved elsewhere in the country, the delivery of these services to women in conflict areas in the north-east is challenged by access constraints, and the limited availability of services and service providers. The risk of women dying during pregnancy, childbirth and post-partum is high.<sup>6</sup>

While the conflict has affected the delivery of education services generally, it has had a disproportionate impact on girls. The majority of school absentees are female: only 41 per cent of eligible girls receive a primary education. Social attitudes further impact negatively on girls' education attainment rates.<sup>7</sup>

Insecurity and restriction of movement continue to impact on the livelihoods of communities and households. This is exacerbated by the social segmentation of gender roles, which assigns substantial domestic tasks to women and girls. Prior to the conflict, women and girls were expected to manage household activities, while men engaged in external and income-generating activities.<sup>8</sup> This has since changed. As men and boys are targeted for recruitment by NSAGs and are at a higher risk of being killed and arbitrarily detained, they are no longer economically active.

The conflict has altered intra-household dynamics, exacerbated poor living conditions and increased vulnerability. This has put women and girls at a disproportionate risk of gender-based violence (GBV), including domestic violence, forced/child marriage, sexual exploitation and trafficking, abuse and neglect.



The HCT endorsed a Gender Equality Strategy and required the inclusion of gender equality specific objectives and interventions in all sector plans within the HRP. Gender-adapted actions in sector plans will be implemented and monitored. Awareness-raising around discriminatory social and gender norms and

gendered needs has been integrated in programming across the sectors. In view of the gendered nature of the humanitarian crisis, the achievements of the Strategy will be consolidated into the 'Nigeria roadmap for gender equality programming in emergencies (2022-2024)'.





#### BAMA/BORNO, NIGERIA

Newly arrived internally displaced mothers with their children attend a WFP famine assessment and nutritional needs exercise in an IDP camp in Bama, Borno State in June 2021.

Photo: WFP

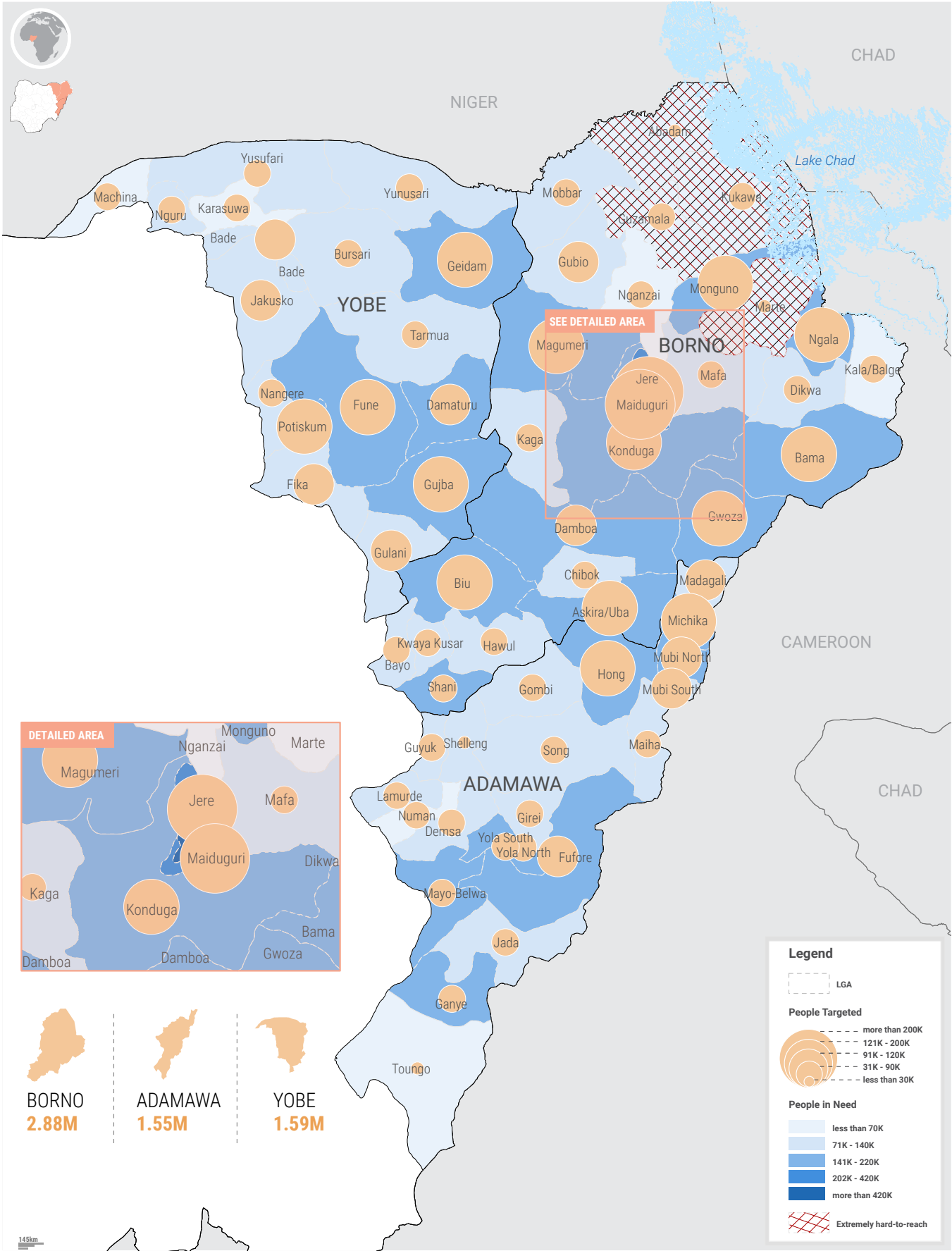


## Response by Strategic Objective

STRATEGIC OBJECTIVE		PEOPLE TARGETED
S01	Affected people receive life-saving assistance to remedy and avert the most severe threats to life and health, in order to reduce (excess) mortality and morbidity.	2.4M 
S02	Crisis-affected people enjoy a safer and healthier environment for living, with adequate access to essential services.	6.0M 
S03	Some people's needs for recurrent multi-sectoral humanitarian aid decline in accessible areas by end 2023. <sup>9</sup>	3.6M 
S04	The affected population enjoys adequate protection of their rights including safety and security, unhindered access to humanitarian assistance, and solutions that fulfil norms and standards.	2.2M 

## Planned Response

PEOPLE IN NEED	PEOPLE TARGETED	WOMEN	CHILDREN	WITH DISABILITY
8.3M	6.0M	18%	66%	12%



# HRP Key Figures

## Humanitarian Response by Targeted Groups

POPULATION GROUP	PEOPLE IN NEED	PEOPLE TARGETED	IN NEED TARGET
IDPs in Camps	0.9M	0.7M	
IDPs in Host Communities	1.2M	0.7M	
Returnees	1.5M	1.3M	
Host communities	4.7M	3.2M	

## Humanitarian Response for Persons with Disability

	PEOPLE IN NEED	PEOPLE TARGETED	IN NEED TARGET	% TARGETED
Persons with disability	0.7M	0.3M		43%

## Humanitarian Response by Sex

GROUP	PEOPLE IN NEED	PEOPLE TARGETED	IN NEED TARGET	% TARGETED
Boys	2.3M	1.9M		83%
Girls	2.6M	2.1M		81%
Men	1.6M	0.9M		56%
Women	1.8M	1.1M		61%

## Financial Requirements by Sector and Multi-Sector

SECTOR	FINANCIAL REQUIREMENTS (US\$)
Food Security	470.20M
Health	168.76M
Nutrition	133.20M
Water and Sanitation	113.30M
Protection	104.92M
Education	94.00M
Early Recovery and Livelihoods	74.73M
Emergency Shelter and NFI	56.70M
Camp Coordination and Camp Management	28.70M
Logistics	26.47M
Coordination and Support Services	21.30M
Multi Purpose Cash (MPC)	18.07
Emergency Telecommunications	1.60M

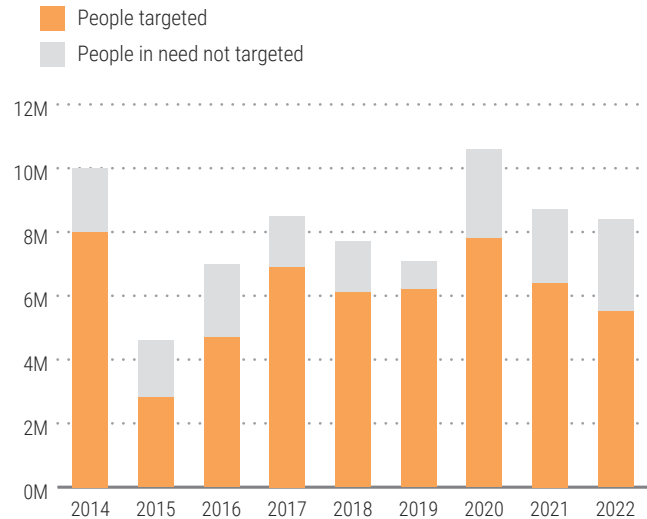
## Humanitarian Response by Age

AGE	PEOPLE IN NEED	PEOPLE TARGETED	IN NEED TARGET	% TARGETED
Children (0 - 17)	4.9M	4.0M		82%
Adults (18 - 59)	3.1M	1.7M		55%
Elders (60+)	0.4M	0.3M		75%

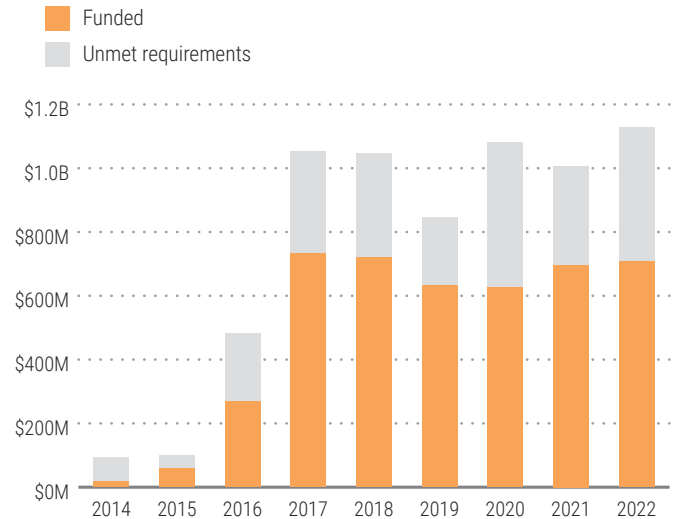


# Historical Trends

**NUMBER OF PEOPLE IN NEED VS TARGETED**



**FINANCIAL REQUIREMENTS (US\$)**



YEAR OF APPEAL	PEOPLE IN NEED	PEOPLE TARGETED	REQUIREMENTS (US\$)	FUNDING RECEIVED	% FUNDED
2014	10M	8.0M	93.4M	17.8M	19%
2015	4.6M	2.8M	100.3M	58M	58%
2016	7.0M	4.7M	484.2M	267.9M	55%
2017	8.5M	6.9M	1.05B	733.4M	70%
2018	7.7M	6.1M	1.05B	720.2M	67%
2019	7.1M	6.2M	847.7M	631.8M	75%
2020	10.6M	7.8M	1.08B	626.8M	58%
2021	8.7M	6.4M	1.01B	696.3M	69%
2022	8.4M	5.5M	1.1B	704.3M	63%

## Part 1:

# Strategic Response Priorities

The Humanitarian Country Team's (HCT) 2022-2023 Humanitarian Strategy has been validated and reconfirmed by the HCT. It maintains a two-pronged approach to meet emergency needs – which will continue to be the greater part of the operation – while, at the same time, reducing needs and vulnerabilities where opportunities exist. The latter will be promoted through resilience-building activities and advancing solutions for displaced people that will reduce their dependence on humanitarian assistance. Cognizant of diminishing resources for humanitarian response, the HRP is highly prioritized to ensure maximum positive impact for the most vulnerable people in need, giving precedence to life-saving and life-sustaining emergency assistance.

To enhance the prioritization process, increased emphasis has been placed on improving analysis, including risk analysis.<sup>10</sup> This includes increased emphasis on better understanding the key drivers of vulnerability – such as gender, and the access (or lack thereof) that vulnerable groups have to assistance and other means that enable them to cope or survive. There is a need to mobilize financial and technical support, strengthen institutional capacities and first-responder local women's organizations and networks to address the special needs of most at-risk women and girls (living in seclusion, living with disabilities, young mothers, female-headed households) to ensure their access to humanitarian services, including gender-based violence (GBV) services.

Based on the risk analysis, there is greater emphasis on preparedness, mitigation and strengthening of coping mechanisms. To better protect and save lives and increase the impact of limited available funds, the HCT will pilot anticipatory action in the 2023 response. This includes ensuring timely availability of funds and implementation of plans to reduce the impact of recurrent or predictable emergencies, particularly floods, outbreaks of disease, food insecurity and

malnutrition in the first quarter of the year (ahead of the lean season and rainy season).

The HNO found that access to essential health care, education, and water and sanitation services is highly insufficient, especially for the most vulnerable people. The lack of livelihood opportunities for the disabled, female-headed households and older persons remains considerable. The disabled also face major physical challenges. Humanitarian partners will continue to provide these services for the most vulnerable IDPs and returnees, where impediments exist or where essential services have not been restored. Similarly, humanitarian partners will help strengthen self-reliant livelihoods and resilience for IDPs where possible.

Key elements of the response include improving protection in relation to the return and relocation of IDPs living in formal/informal camps. Documenting and analysing the impact of interventions that affect them will help to strengthen advocacy and provide alternatives that safeguard their protection and well-being. Work will continue, based on the durable solutions pilots in Maiduguri and Adamawa states, to gather lessons learned and expand such initiatives, where appropriate.

Regarding access, efforts will continue to advocate for the freedom of movement of people in extremely-hard-to-reach areas to enable them to access humanitarian assistance and seek protection from violence. Moreover, specialized protection services will be provided to those most at risk to enable them to live safely and with dignity. Protection concerns, especially child protection, remain persistent among the four population groups targeted for the response. Specific services will be prioritized for children and other people at high risk of gender-based violence (GBV), exploitation and abuse

## Levels of accessibility

In the 2022 Access Severity mapping conducted by the Access Working Group, wards were scored across four different access categories (physical impediments, conflict intensity, NSAG presence and complexity; and then desegregated into the categories of 'Accessible', 'Hard-to-Reach' and 'Extremely-Hard-to-Reach'. Definitions of each category are as follows:

- **Accessible:** wards in the BAY states where humanitarian partners reported having access without the use of additional enablers – **53 per cent of all wards fell into this category.**
- **Hard-to-Reach:** wards where humanitarian actors reported they could reach affected populations in **at least one location** within the ward through the use of enablers. Enablers include, but are not limited to, UNHAS flights, humanitarian hubs and the presence of security actors – **23 per cent of all wards fell into this category.**
- **Extremely-Hard-to-Reach:** wards where humanitarian partners reported being unable to access vulnerable populations, even with existing enablers, due to security considerations. The situation is highly fluid, and an operational shift in the context could easily shift an extremely-hard-to-reach ward to hard-to-reach, or vice versa – **24 per cent of all wards fell into this category, primarily in Borno State.**

### RANN, BORNO STATE NIGERIA

An aerial view of flooded areas of Rann, Borno state during the rainy season.

Photo: OCHA/Christina Powell



## 1.1

## Humanitarian Conditions and Underlying Factors Targeted for Response

Underpinning the complex humanitarian crisis in the BAY states is an interplay of multiple factors. These include ongoing conflict and displacement, increasing intensity of floods and drought due to climate change, outbreaks of diseases such as cholera and endemic malaria, food insecurity and malnutrition, as well as IDP camp closures and related involuntary relocations and resettlements. These overlapping risks are compounded by deteriorating socioeconomic conditions characterized by limited access to livelihoods, high inflation and high levels of poverty.

In more than 13 years of conflict, affected people in north-east Nigeria have experienced violence, repeated displacement, loss of and/or separation from family members, destruction of property and livelihood assets and a deterioration in living conditions. Their resilience has been tested over and over, with children, women, female-headed households, people with disabilities and older persons enduring the most suffering and becoming even more vulnerable.

Gender inequalities have further limited access to resources and skills-development for women and girls, increasing their vulnerability. Women and girls in hard-and/or extremely-hard-to-reach areas, in particular, face greater challenges accessing food and other basic assistance and are at a higher risk of sexual abuse and exploitation. They also experience more difficulties engaging in livelihood activities such as farming and trade.

A disproportionate number of women and girls are internally displaced in the BAY states. Of the more than 2 million IDPs (490,000 women; 391,000 men; 616,000 girls; 515,000 boys) 55 per cent are women and girls and 81 per cent are women and children. A further 85,000 people or so are older persons and an

estimated 168,000 are disabled. Most IDPs – 80 per cent – are in Borno. Conflict accounts for 94 per cent of displacements.<sup>11</sup>

Insecurity and violence, climate change and other emerging risks are the root causes of vulnerability across the BAY states. In 2022, north-east Nigeria experienced a severe food and nutrition crisis for the second consecutive year. Some 4.1 million people faced emergency levels of food insecurity during the lean season according to the Cadre Harmonisé (CH) analysis. Some 1.74 million children under-five suffered from acute malnutrition, a 51 per cent increase from 2021.<sup>12</sup> The Nutrition Sector estimated that 178,000 pregnant and lactating women were acutely malnourished. Levels of acute malnutrition in Borno and Yobe States were the highest recorded since 2016, when surveillance started, with admissions for severe acute malnutrition in nutrition treatment centres in the two states at an all-time high. Many factors contributed to the increase in food insecurity and acute malnutrition, including disruption of farming and trade due to the continuing conflict. Global increases in prices of food commodities, agricultural inputs and fuel due to the war in Ukraine also added to already high inflation. Climate change, particularly flooding in the harvest season, coupled with limited opportunities for income, involuntary population movements to areas with few opportunities for livelihoods and limited humanitarian aid because of insecurity, affected food availability, further aggravating the food and nutrition crisis. The lack of capacity for preventing malnutrition as well insufficient capacity to treat children with malnutrition was not limited to insecure areas; it also occurred at alarming rates in major urban areas, such as Maiduguri. According to the October 2022 Cadre Harmonisé, 4.4 million people will face crisis or emergency levels of food insecurity (CH Phases 3



and 4) during the 2023 lean season (June to August). The projections for 2023 show continued deterioration of the nutrition situation, with 2 million children and women in need of immediate nutrition services. The IPC Acute Malnutrition Analysis Report released in November 2022 indicated that 2 million children under-five will face acute malnutrition. In addition, an estimated 697,000 children will suffer from severe acute malnutrition (SAM), with their lives at imminent risk unless treated.

Over the years, floods have become more severe across Nigeria, including in the BAY states, displacing people, destroying or damaging infrastructure, and heightening the risk of waterborne diseases such as cholera and increasing the incidence of malaria. According to the State Emergency Management Agency (SEMA), flooding in 2022 impacted more than 37,000 households in Borno state, 32,000 in Yobe and nearly 30,000 in Adamawa. The National Emergency Management Agency (NEMA) reported that a total of 279,000 people were affected by flooding in the BAY states, with 133 people reported to have died, 73,000 displaced, and 49,000 houses damaged. Some 38,000 hectares of farmland were destroyed.<sup>13</sup>

Disease outbreaks remain a serious concern in north-east Nigeria. The World Health Organization reported 461 deaths from cholera in 2022 (298 confirmed and 163 suspected) – 85 per cent of deaths were in Borno, 15 per cent in Yobe and less than 1 per cent in Adamawa. In total, the BAY states recorded just over 15,000 suspected cases, mostly in Borno (approximately 12,500). The Nigeria Centre for Disease Control attributed the rise in cholera cases across the BAY states to open defecation in affected communities and the absence of potable drinking water in rural areas, urban slums, camps and camp-like settings. People living in rural areas are four times more likely to practice open defecation – the national average is 23 per cent.

In 2022, the Borno State Government intensified efforts to close all formal IDP camps in Maiduguri Metropolitan Council (MMC), Jere and Konduga LGAs by the end of the year. Close to 66,000 IDPs were relocated from four camps in MMC to their LGAs of origin between May and December 2021. According to the Camp Coordination and Camp Management

(CCCM) Sector, between January and August 2022, a further 73,000 IDPs were relocated from IDP camps in MMC, Jere and Konduga to various LGAs in Borno. The Borno State Governor has stated the intention to close all IDP camps in Borno State, including informal ones, by the end of 2023.

Continued conflict has devastated civilian infrastructure critical for the delivery of basic services. The Water and Sanitation Hygiene (WASH) Sector estimates that 15 per cent of WASH facilities have been damaged or destroyed beyond use. Some 31 per cent of health facilities are no longer functional, of which 7 per cent are totally damaged, according to the Health Sector.

Education services, which were already threadbare before the conflict, are similarly affected. Across the BAY states, half the schools – mainly in Borno (61 per cent) – have been partially destroyed or rendered inoperable by conflict and lack of investment in rehabilitation. A Joint Education Needs Assessment (JENA) from November 2021 conducted by the Education in Emergency Working Group reported an average of 124 students per classroom in Borno (1:124). In Yobe, the ratio is 1:177, and 1:66 in Adamawa. Only 46 per cent of schools have access to adequate safe drinking water. Most schools have no functioning handwashing facilities, water or soap. One latrine serves 264 students, on average. JENA found that only 6 per cent of schools in the BAY states have adapted their premises to improve access for children with physical disabilities.<sup>14</sup>

The assessment further reported that only 60 per cent of teachers had some sort of qualification (JENA 2021). The learning environment and lack of qualified and skilled teachers, many of whom are reluctant to return because of insecurity, has a profound impact on both the quality of learning and children's prospects for the future.<sup>15</sup>

In 2023, an estimated 8.3 million people will require humanitarian and protection assistance in the BAY states, a marginal change from 2022. Up to 2.4 million people are assessed as being in acute need – defined as reaching either extreme or catastrophic levels – down from 3.8 million in 2022. However, this improvement is offset somewhat by the fact that

248,000 people are in the catastrophic needs bracket compared to 50,000 in 2022; and there has been a substantial increase in the multiplicity of needs among the most vulnerable people.

The majority of the people in need are in Borno State (47 per cent), followed by Adamawa (29 per cent) and Yobe (24 per cent). The people in need and those targeted for response in 2023 include just over 70 per cent of the 2 million IDPs in the BAY states (1.43 million, spread nearly equally between the in-camp and out-of-camp IDP populations). It also includes 65 per cent of all returnees (1.35 million), and nearly 3.21 million people residing in host communities. The HNO estimates that of the 2 million IDPs in need, over 1 million are facing acute humanitarian needs and will continue to rely heavily on humanitarian assistance and protection services in 2023.

People who do not live in camps are at increased risk of protection violations and face greater challenges accessing services. Of the 1.35 million returnees targeted in this HRP, approximately 781,000 are in acute need, and often resort to negative coping strategies. This is primarily driven by their living conditions, and lack of access to livelihood opportunities and documentation. Of the 3.21 million people targeted for assistance in host communities, 599,000 have acute humanitarian needs due to insecurity, underlying poverty and eroded livelihoods after over a decade of conflict.

The people in need and targeted for the response are living in poor conditions, often in cramped and crowded conditions without adequate access to water and sanitation, increasing the risk of communicable disease, fires and protection risks. The lack of access to livelihoods, shelter and basic services, forces vulnerable people to adopt negative coping mechanisms – such as forced or early marriage, survival sex or dropping out of school to beg – putting themselves and their families at risk.

Insecurity also restricts agriculture, trade and other livelihood options as well as curtailing people's movement. The lack of livelihood opportunities particularly affects people living with disabilities and female-headed households. They also face

discrimination, prejudice and barriers to other forms of assistance.

Access to basic services, including health care, education, and water and sanitation, remains limited and/or out of reach for many affected people due to inadequate services in their areas and/or prohibitive costs. In 2023, humanitarian partners will continue providing life-saving and life-sustaining support to the vulnerable and those most in need, with a particular focus on children, women, female-headed households, people with disabilities and older people who are disproportionately affected.

In 2023, hundreds of thousands of families will continue to struggle to survive and will resort to harmful coping strategies that expose both adults and children to grave protection risks if no assistance is provided to them. Food shortages, lack of livelihood opportunities, rising prices and cuts in aid for humanitarian response, amidst an environment of insecurity and violence, put more displaced women – whether in camp settings or not – at a higher risk of gender-based violence. Women and girls often have to walk for hours through the forests to gather firewood to sell or use for cooking. There are frequent reports of attacks, abduction, rape and killings when people venture out of the camps.

As many as 73 per cent of IDPs in camps, 53 per cent of IDPs out of camps, 38 per cent of returnees, and 42 per cent of communities hosting IDPs do not own any productive assets.<sup>16</sup> The Multi-Sectoral Needs Assessment (MSNA) for 2023 highlighted higher debt levels among conflict-affected households in 2022. Some 62 per cent of respondents incurred debt to meet basic needs, compared to 53 per cent the previous year. For many IDPs, returnees and host communities, spikes in food and commodity prices (including agricultural inputs) and the scarcity of livelihood opportunities have limited their ability to either procure or grow food, and access health care, shelter and/or education services. Humanitarian partners will therefore continue to provide emergency life-saving assistance and protection services for the most vulnerable to help them meet their basic day-to-day needs and reduce reliance on negative coping mechanisms.

### People in need prioritized for response

Stakeholders engaged in the 2023 humanitarian programme cycle (HPC) continue to focus on the BAY states, which are the most affected by the conflict in Nigeria's north-east.

The HNO identified four population groups in need of humanitarian and protection assistance across the BAY states:

1. IDPs living in camps or camp-like settings;
2. Out-of-camp IDPs living in host communities;
3. Returnees;
4. Host communities

(the latter also comprising communities affected by conflict that may not necessarily host IDPs or returnees).

In 2023, 8.3 million people in severity levels 3 (severe), 4 (extreme) and 5 (catastrophic) are considered in need of humanitarian assistance and protection, as per the Joint Intersectional Analysis Framework (JIAF). A total of 6 million people are targeted for humanitarian and protection assistance. Of these, a total of 2.4 million people (severity levels 4 and 5) are considered to have the most acute needs – and are therefore prioritized for response. The highest priority will be to ensure that critical and time-sensitive emergency assistance and protection reaches these populations. These include 697,000 children under-five at risk of severe acute malnutrition (SAM), 178,000 pregnant and lactating women, 1.5 million food-insecure people (IPC phases 4 and 5), and 700,000 people living with disabilities.

Overall, the 6.0 million people targeted for humanitarian assistance and protection includes just over 1.4 million particularly vulnerable IDPs, 1.3 million vulnerable returnees and 3.2 million severely affected people in host communities. The planned

interventions target all 65 LGAs in the BAY states and aim to ensure safe, equitable and dignified access to essential services and livelihoods. At the same time, it is recognized that access in some LGAs is intermittent or altogether non-existent.

The humanitarian response in the BAY states will continue to uphold commitments to centrality of protection through protection mainstreaming and monitoring, as well as accountability to affected people and community engagement. Based on the 2023 joint analysis processes, a gender lens will be applied to all response interventions, and vulnerable groups will be prioritized. Humanitarian accountability frameworks will also be equipped with gender-responsive measures.

The additional 2.3 million people identified in this year's HNO as in need of some form of assistance but not targeted have more structural needs requiring a different type of response. These people's needs may be more adequately addressed through other assistance frameworks, such as the UN Sustainable Development Cooperation Framework (UNSDCF) 2023-2027, and continued support by the Government.

Humanitarian partners will work closely with development and stabilization actors, the Government and local actors to facilitate a coordinated and sustainable approach to addressing humanitarian needs. In line with a more gender-responsive plan, humanitarian and development partners will continue to facilitate the participation and leadership of local women's organizations in country-level coordination mechanisms and provide dedicated gender expertise to support gender assessments in partnership with sector leads to provide up-to-date gender analysis for planning and implementation of priority programming.

### Population group #1: In-camp IDPs

NUMBER OF PEOPLE IN EACH SEVERITY PHASE					PEOPLE IN NEED (PIN)	PIN BY FEMALE   MALE (%)	PIN BY CHILDREN   ADULTS   ELDERLY (%)
MINIMAL	STRESS	SEVERE	EXTREME	CATASTROPHIC			
0	0	329K	463K	65K	<b>0.9M</b>	55   45	56   40   4

The International Organization for Migration’s (IOM) Displacement Tracking Matrix (DTM) indicates that 43 per cent of the IDPs in the BAY states live in camps and 57 per cent in host communities.<sup>17</sup> IDPs in camps constitute about 11 per cent of the total population in need but they have the highest severity of needs; more than three quarters of them are in urgent need of support. Of the 2 million IDPs in the BAY states, 858,000 live in 271 camps or camp-like settings. Most of these camps are in urban areas (garrison towns) where people have sought protection and where some 83 per cent (708,264) of the IDPs are targeted for response. Around 75 per cent of in-camp IDPs (528,000) face extreme or catastrophic needs and 329,000 have severe needs.

Most IDPs in camps or camp-like settings continue to endure inadequate living conditions and poor access to services that manifest in overcrowding, poor shelters, inadequate water, sanitation and/or hygiene facilities, and exposure to protection risks. Scarce livelihood and income-generating opportunities, including limited access to land for agriculture and rearing livestock, remains a concern for IDPs in camps and camp-like settings.

The MSNA for 2023 reported that there is no distinct difference between formal and informal camps and settlements in terms of access to services, including protection services. However, anecdotal evidence shows that people in informal camps or settlements (sometimes privately owned) generally experience worse conditions than those living in camps because they have less access to basic services and protection. This is partly due to the smaller number of operational partners because of the relative lack of funding compared to camps and camp-like settings.

Of the four population groups considered in need and targeted for response in this HRP, data from the MSNA for 2023 show that in-camp IDPs have the highest percentage of households without access to a stable source of income. Only 27 per cent of IDP households living in camps own productive livelihood assets, significantly lower than IDPs in host communities (47 per cent), and returnees (62 per cent). Casual and daily wage labour is the primary source of income (31 per cent), followed by agriculture (27 per cent) and businesses or commercial activities (15 per cent).

The MSNA for 2023 also notes that 63 per cent of households reported facing moderate or severe hunger, and 63 per cent have poor food consumption. A slightly higher proportion of households (67 per cent) experiencing moderate or severe hunger have a member living with a disability, compared to those without (61 per cent).

More than half of the in-camp households (57 per cent) report having to sell household and productive assets and borrow money to meet immediate survival needs such as food, cooking fuel and health care, according to the MSNA for 2023.

Despite poor living conditions and limited access to services, nearly half (47 per cent) of in-camp IDPs intend to remain in their current locations in 2023. Another 39 per cent intend to return to their places of origin when it is safe to do so.<sup>18</sup> The main reasons for not wanting or not being able to return include insecurity and trauma linked to the location of origin. The lack of both livelihood opportunities and basic services in some of these areas – some of which remain hard-to-reach or extremely-hard-to-reach for humanitarian partners – will continue to necessitate engagement with, and commitment from,



the Government and development partners to address these issues.

Prolonged displacement impacts all family members, with more severe implications for children and younger members of the household. The exposure of children to protection risks, including child labour and child marriage, as well as other negative coping strategies,

can have severe repercussions, highlighting the severity of needs of in-camp IDPs.

IDPs arriving from areas under the control of NSAGs are in greatest need, particularly with regard to food insecurity and malnutrition. According to IOM's DTM, 45,484 people arrived from such areas in 2022, compared to 23,964 people in 2021.

## Population group #2: Out-of-camp IDPs

NUMBER OF PEOPLE IN EACH SEVERITY PHASE					PEOPLE IN NEED (PIN)	PIN BY FEMALE   MALE (%)	PIN BY CHILDREN   ADULTS   ELDERLY (%)
MINIMAL	STRESS	SEVERE	EXTREME	CATASTROPHIC			
0	0	666K	439K	50K	1.2M	55   45	56   40   4

In a change from 2022, humanitarian partners agreed to distinguish between IDPs living in and out of camps. This is due to the distinct challenges faced by out-of-camp IDPs, particularly those in rural areas where access to economic opportunities and humanitarian services tends to be more limited.

About 88 per cent of out-of-camp IDPs live in rural settings, 6 per cent in urban neighbourhoods, and 6 per cent in informal settlements (MSNA for 2023). About 81 per cent are women (24 per cent) and children under 18 (56 per cent), all of whom need some sort of humanitarian assistance.

Inadequate shelter conditions and limited livelihood options make life much more challenging for these IDPs. Over 220,000 households live in makeshift shelters and an estimated 17,300 have no shelter at all.<sup>19</sup> Around 58 per cent of households have poor or borderline food consumption scores and 43 per cent face moderate or severe hunger.

For female-headed households, some 62 per cent reported poor or borderline food consumption scores and 47 per cent moderate or severe hunger, compared to 56 per cent and 41 per cent (respectively) among

male-headed households. Around 30 per cent rely on casual or daily wage labour and 26 per cent are in business or commerce (MSNA).

A considerable number of households reported that the cost of treatment (60 per cent) and consultation (37 per cent) were the main barriers to accessing health services. Other barriers included waiting times (34 per cent), unavailability of medication (25 per cent) and the absence of a health facility (11 per cent).

The challenges are worse for IDPs living in rural areas because access to economic opportunities is even more limited and provision of basic services is often poor, or altogether non-existent. People in these areas, particularly women and children, are more exposed to risks such as food insecurity and malnutrition. They have a higher likelihood of resorting to negative coping mechanisms to meet their basic needs, including eating inadequately and limiting their children's educational opportunities in favour of engaging them in income-generating activities (e.g., child labour, begging). This group of IDPs are also more exposed to violence by NSAGs.

The return and relocation of IDPs from camps in Maiduguri by the Borno State Government, which began in 2021, has affected approximately 139,000 people, with many ending up in insecure locations. Although most of the relocated IDPs are provided with return packages, including cash, food and non-food item (NFI) assistance, post-relocation support is highly inconsistent. In some instances, relocated IDPs do

not have adequate shelter, and/or lack or have limited access to water and other basic services, including health care and education. Their freedom of movement is also limited by insecurity. In some relocation communities, there is limited or no access to adequate humanitarian assistance.

**Population group #3: Returnees**

NUMBER OF PEOPLE IN EACH SEVERITY PHASE					PEOPLE IN NEED (PIN)	PIN BY FEMALE   MALE (%)	PIN BY CHILDREN   ADULTS   ELDERLY (%)
MINIMAL	STRESS	SEVERE	EXTREME	CATASTROPHIC			
101K	356K	744K	749K	323K	<b>1.5M</b>	54   46	60   36   4

Of the nearly 2 million returnees,<sup>20</sup> 1.5 million are in need of humanitarian assistance based on the HNO. Around 54 per cent of the returnees are female, 60 per cent are children (under 18) and 4 per cent are above the age of 60. Adamawa is home to the largest group of returnees (42 per cent), followed by Borno (40 per cent) and Yobe (18 per cent). Compared to last year, the JIAF forecast shows an increase of about 60,000 – from about 690,000 to 749,000 – in the number of returnees with extreme severity of needs.

Among the 139,000 IDPs relocated from MMC, Jere and Konduga LGAs by the Borno State Government, it is estimated that less than 10 per cent have returned to their place of origin, where basic services and access to humanitarian services are limited.

A host of factors drive vulnerability among returnees and contribute to high needs. These include inadequate housing, land-related issues, lack of livelihoods, food insecurity, inadequate services, insecurity and access restrictions.

Overcrowding in camps in Borno often force IDPs to move to other communities in search of livelihood opportunities, shelter, and basic services. For communities hosting IDPs and/or returnees, this is an additional burden that stretches already limited

services and resources and has the potential to create or exacerbate tensions.

According to the Shelter Sector, an estimated 64,430 returnee households live in damaged shelters, and about 15,650 households in shelters no longer fit for habitation. The MSNA this year found that issues related to housing, land or property impact 20 per cent of returnee households. The MSNA also found that 46 per cent of returnee households have poor or borderline food consumption and that 38 per cent face moderate or severe hunger. The score for female-headed households was worse, with 56 per cent experiencing poor or borderline food consumption, and 43 per cent prone to moderate to severe hunger, compared to 42 per cent and 36 per cent for male-headed households, respectively.

Returnees are often forced to resort to negative coping mechanisms such as selling their productive assets (40 per cent) and non-productive assets (17 per cent) to buy food or pay for basic services (MSNA for 2023). Having to sell a productive asset provides a short-term solution but in the longer-term restricts livelihood options.

Most returnee households still rely on humanitarian life-saving assistance where these are accessible.

Overall, livelihood opportunities in the areas of return remain minimal and largely confined to small-scale subsistence agriculture, livestock herding and petty trade. According to the MSNA for 2023, 37 per cent of returnee households do not own livelihood assets and many struggle to get basic farming inputs and access to markets to sell their produce.

The reconstruction of essential infrastructure and the re-establishment of basic services in many areas designated for returns/relocations is inadequate or incomplete. About 49 per cent of households reported having to pay for health services. A considerable number reported the cost of treatment and consultations (81 per cent) as a major barrier to seeking treatment.

Insecurity and risks from improvised explosive devices (IEDs) and explosive remnants of war (ERWs) remain a challenge. About 34 per cent of returnees reported experiencing restrictions in movement within their local area or between LGAs and states in the 30 days prior

to the data collection for the MSNA for 2023. Around 37 per cent of households reported being aware of safety and security incidents in the community over the same period.

On personal security and crime, the MSNA for 2023 found that many families fear for their safety. About 14 per cent had concerns about their girls being kidnapped. Around 4 per cent worried about sexual violence, including rape and attempted rape. Robbery or threat of violence were a concern for 27 per cent of households and 3 per cent were worried about being killed.

Conditions for returnees are often better in Adamawa, a relatively secure state compared to Borno. In Adamawa, some returnees have integrated into communities and have access to land and livelihoods and often have better conditions than people in camps. For this set of the population, investments in durable solutions are critical.

#### Population group #4: Host Communities

NUMBER OF PEOPLE IN EACH SEVERITY PHASE					PEOPLE IN NEED (PIN)	PIN BY FEMALE   MALE (%)	PIN BY CHILDREN   ADULTS   ELDERLY (%)
MINIMAL	STRESS	SEVERE	EXTREME	CATASTROPHIC			
1.9M	5.4M	4.1M	498K	100K	<b>4.7M</b>	52   48	60   37   3

In the BAY states, communities hosting IDPs or returnees (in nearby camps or dispersed in the community) are, in most cases, themselves already vulnerable, and hosting the IDPs puts an additional strain on scarce community resources. The vast majority, 70 per cent, of these communities are in rural areas and 30 per cent in urban areas.

As with displaced populations, host communities struggle to navigate persistent insecurity, poor socioeconomic conditions, inadequate infrastructure and services, and the effects of climate change. With the crisis in its thirteenth year, displacement has

become a protracted situation that risks exhausting host communities' resources.

In 2023, 4.7 million people (57 per cent of people in need) in host or otherwise affected communities are in of need of some form of humanitarian and protection assistance, compared to 3.9 million in 2022. This means that almost one in three non-displaced people need support. Of these, 100,000 are extremely vulnerable – i.e., identified as having catastrophic levels of need.

Humanitarian partners have identified 3.2 million people for assistance in communities hosting IDPs or otherwise severely affected by conflict. Many of these face similar challenges to IDPs and returnees (irrespective of location). Their vulnerabilities stem from a lack of access to basic services and limited livelihood options. The MSNA for 2023 found that non-displaced households in rural settings are ten times more likely to travel significant distances to access basic services, such as primary health care services, than population groups in urban settings. Host community members in rural areas are also four times more likely to not have adequate access to potable water and three times more likely to have a lower income.

Food insecurity is a major concern and the food consumption score of almost half (44 per cent) of the non-displaced host communities is either poor or borderline (34 per cent report moderate or severe hunger in their households).

Female-headed households are disproportionately affected by food insecurity with regards to both food consumption and hunger: 49 per cent and 37 per cent, respectively. More than 30 per cent have trouble accessing nutrition services; 22 per cent are unaware of available services; 7 per cent have difficulty enrolling their children in services; and 7 per cent reported that such facilities are too far away for them to access.

The severe limitations on movement as a result of insecurity and the threat of violence are also a challenge for people in host communities, particularly in relation to livelihoods. This is a particular challenge given that, for 37 per cent of households, agriculture is the main source of income. Men are more at risk (31 per cent compared to 24 per cent for women) in terms of the perceived risk.

#### NIGERIA

Photo: OCHA/Christina Powell.





## HRP linkages with key frameworks

This plan, like previous HRP, is informed by, and takes into account, government policies and activities, as well as the plans of development actors. This allows for complementarity – where possible – between humanitarian, recovery and development activities in areas where conditions are conducive (primarily in terms of security). Similarly, recovery, stabilization and development activities aimed at restoring government services and critical infrastructure are beyond the scope of the humanitarian response but will directly or indirectly benefit humanitarian action. At the same time, such investments will, over time, reduce the humanitarian burden and must be part of the planning around transitioning out of the emergency response, once the conflict comes to an end or in areas that have become secure and stable.

In the BAY states and at the federal level opportunities exist to leverage and influence government programmes such as the Northeast Development Commission’s 2020-2030 north-east Stabilization and Development Master Plan, through which the government is delivering some limited immediate response. This is being carried out through relief distributions and nascent medium- to long-term rehabilitation and construction of services, livelihoods and infrastructure, including housing. The Presidential Committee on Repatriation, Return and Resettlement of Displaced Persons in the Northeast that was inaugurated in 2022 also developed a three-year roadmap for restoration of peace and development. This includes repatriation, returns, resettlement and restoration of livelihoods for IDPs in the north-east. There is also the Borno State 25-year Development Framework with a 10-year strategic transformation plan that aims to drive development and end poverty in the state. Partners continue to engage ministries of gender and women’s affairs and other relevant government ministries in promoting targeted and appropriate messaging on protection for the most at-risk women and girls. Unlocking these resources

and directing them towards the priorities of affected people requires structured engagement with federal and state authorities. In 2022, the United Nations Country Team (UNCT) developed a compact to guide such engagement.

In Yobe State, opportunities for linkages with government planning include the five-year Yobe State Economic Reform Agenda (currently under review), the Yobe State Social Protection Policy, Yobe State Ministry of Health Emergency Preparedness Response Plan and Yobe State Cholera Preparedness Plan, among others. A multi-hazard response preparedness plan is also being developed to respond to emergencies in the state.

The National Policy on Internally Displaced Persons was launched in 2022 and the Kampala Convention is expected to be domesticated in 2023. These are also opportunities for coordination with government programmes; they underline the support and advocacy needed for resource allocation for both immediate and long-term response. Both the Policy and the Kampala Convention, if domesticated, will provide a framework to further advocate and engage with Borno State authorities on the camp closure policy, to ensure that the process upholds the spirit of these instruments.

The humanitarian-development-peace nexus pivots around durable solutions, with humanitarian and development actors working towards a common aim. Moreover, it also aims to bring social cohesion and peace efforts together to restore services and livelihoods, with the aim of phasing out affected people’s reliance on humanitarian aid. With lessons learned from the UN and partners’ durable solutions pilot projects in Adamawa State, the HCT agreed to work closely with the UNCT to coordinate and explore opportunities to strengthen the nexus by building synergies with the relevant pillars of the 2023-27 UN Sustainable Development Cooperation Framework

(UNSDCF) to scale up durable solutions where opportunities exist in the BAY states. This will be done by working closely with UNDP and the World Bank through their Multi-Sector Crisis Response Project, which tackles challenges ranging from security and forced displacement to durable solutions and urban development. Specific to food security, the Global Network Against Food Crises initiative, jointly launched by FAO and WFP, with support from the European

Union, also seeks to strengthen the humanitarian-development-peace nexus. The main objective is to develop innovative approaches to address underlying causes of the protracted crisis and reduce vulnerability to food insecurity and hunger through enhanced coordination of humanitarian, development and peace actions. This includes mapping ongoing actions and dialogue to identify synergies and gaps.

## Shift towards anticipatory action

---

In 2022, there was growing consensus within the humanitarian community to develop an anticipatory action approach to recurrent seasonal risks. This approach is built on analysis of both past trends and projections as well as an understanding of how such events make people vulnerable and their coping mechanisms. The need for such initiatives was highlighted by the worst floods in over a decade in the second half of 2022.

The aim of anticipatory action is to strengthen coping mechanisms of people who are at risk from severe humanitarian events. Anticipatory action complements readiness and contingency planning, risk mitigation and disaster risk measures to reduce the impact of such events. A key element is to develop better data in 2023 to gain a stronger understanding of when and how such events occur (e.g., floods, disease outbreaks, food insecurity and malnutrition), how they affect people and how to build on coping mechanisms in the BAY states. More informed and layered multi-sectoral responses to recurrent, predictable risks will be also key in moving away from the traditional humanitarian response towards long(er)-term development.

Evidence from several countries and contexts shows that acting before the onset of a predictable hazard

to safeguard lives and livelihoods and reduce human suffering leads to a faster, more efficient and dignified response. Also, anticipatory action helps enhance long(er)-term gains in development, building on from the emergency response and early recovery phases.

In 2023, OCHA will support partners in developing and implementing two pilot anticipatory action frameworks with a focus on cholera and floods – both of which are highly predictable and interconnected. The frameworks will be based on pre-agreed plans that identify trigger points and thresholds to shorten response activation and interventions. They will also set out a clear division of labour among sectors and their partners. Emergency response to both cholera and flooding will be improved by looking at critical areas such as coordination and engagement, including with state and LGA structures. This include mapping of stocks, pipelines and supply prepositioning at key and/or at-risk field locations. The frameworks will include accountability to affected populations, community engagement (AAP/CE) and localization elements to build on feedback from affected people. Specific efforts will be made to engage women and girls who are often the most vulnerable and bear the burden of fending for their family.

## 1.2

## Strategic Objectives, Specific Objectives and Response Approach

In 2023, the HCT's 2022-2023 Humanitarian Strategy will be in its final year of implementation. The strategy, which follows a two-pronged approach to meet emergency needs while aiming to reduce needs and vulnerabilities where opportunities exist, remains the same for the HRP. More detail on the Strategy can be found in Annex 5.1.

The two-year strategic objectives still apply in 2023, with a time-sensitive strategic emphasis on achieving more synergies in programming, which will lead to better delivery of assistance for affected people. This strategic emphasis anticipates actions across sectors and areas of intervention vis-a-vis crises and challenges that many affected people endure during the rainy and lean seasons. These 'anticipatory actions' do not supersede immediate life-saving measures; rather they help to expedite the most critical interventions for 2023. They also aim to shield the most vulnerable people by helping them to cope better with any impending shocks. Recognizing that women and girls are among the most vulnerable, as articulated through the HNO, it is paramount that anticipatory action incorporates this into the analysis and subsequent action to ensure that the risks they face are addressed.

Much of the north-east, with its high proportion of vulnerable people, is likely to reach a potentially catastrophic humanitarian scenario each year during the rainy and lean seasons. The north-east is at high risk of various disease outbreaks, including cholera, malaria and measles, among others. Overcrowded camps are at particular risk as they are prime sites for the spread of infectious diseases. The Nigeria Centre for Disease Control (NCDC) reported that the BAY states registered the majority (15,000 with 461 deaths) of the total cholera cases in Nigeria (24,000), as of

November 2022.<sup>21</sup> The ongoing conflict, overcrowded camps and limited access to health are determinants of the higher mortality rates from cholera in the north-east (3 per cent), compared to the rest of the country (1 per cent). Vulnerable people who lack the means of avoiding disease vectors, like contaminated water and food, insects, rodents and unwashed hands are chronically at risk. In addition, flash floods triggered by heavy rainfall are a chief contributor to the contamination of water sources leading to waterborne diseases. The annual occurrence of floods results in hundreds of deaths and large-scale displacement each year, extensive loss of livelihoods, and damage to or destruction of thousands of hectares of farmlands and fisheries.

As in the two previous years, the BAY states will require continued response to address food insecurity and malnutrition in tandem with measures to reduce the recurrent impact of floods and disease outbreaks, such as cholera. The large-scale food assistance actions proposed in this HRP accompany urgent efforts in nutrition, livelihoods, protection and other sectors for both the immediate alleviation of suffering and preventative efforts. In the last two years multi-sector plans have been put in place, recognizing that a broad-based response is required to address food insecurity and livelihoods. Anticipatory actions are therefore the most appropriate avenue to help reduce the humanitarian consequences of the forecasted shocks. Following the forecasts of floods, cholera, food insecurity and malnutrition, timely interventions can mitigate the adverse impact and reduce humanitarian needs, as well as the risk of vulnerable communities, particularly women and girls, resorting to negative coping strategies. Moreover, livelihood support and protection assistance directly enhance households' assets and resilience to similar or related shocks.

Access to essential services, protection of core productive assets and cash interventions, combined with preparedness activities, contribute to more sustainable livelihoods for extremely vulnerable areas. Sectors will work closely with one another to ensure an integrated approach in the planned anticipatory actions and in the response phases. This should be done both

in advance and during the rainy and lean seasons, with arrangements initiated at least three months prior, based on forecasts, pre-agreed plans, and triggers and thresholds. Implementation of the planned actions, including inputs, cash distribution, training and impact assessments, will take six to eight months.

**GASHUA, YOBE STATE NIGERIA**

A female farmer watering vegetables on her farm through a solar irrigation facility constructed by UN Women in Gashua, Yobe

Photo: UN WOMEN





## Lessons learned in 2022

There is a clear correlation between the impact of emergencies on communities and levels of pre-shock vulnerability. Shocks have a much higher impact on the lives and livelihoods of vulnerable people, where conflict, floods, cholera, food insecurity and malnutrition may overlap to create exponentially higher levels of needs. The four population groups analysed in the HNO and HRP have stretched their coping mechanisms to the limit – with multiple shocks resulting in the loss of hundreds of lives and destruction of livelihood assets. The effectiveness of government and humanitarian interventions is linked to their ability to understand and plan for those factors that are specific to the context in the BAY states, as well as the size and scale of the risk/disaster and behaviours of the affected population. Therefore, to ensure the humanitarian community is well placed for yearly shocks – such as flooding, cholera, food insecurity and malnutrition – the HCT conducted a lesson learned exercise around these 2022 risks/emergencies.



### Food Insecurity and Malnutrition

**Opportunities:** The Food Security and Nutrition Task Force, created in 2021, facilitated structured engagement between the lead agencies and partners in the Food Security and Nutrition Sectors to better plan and draw from available technical resources and capacities in a timely manner. It proved useful for preparedness, ensuring a multi-sectoral response and resource mobilization, as well as greater accountability. Joint planning, including early warning systems (IPC, CH, weather forecasts) were useful in forecasting, planning and launching early joint advocacy for resource mobilization. The Task Force also proved useful in gauging operational capacity of the sectors for scaling up the response and early positioning of supplies.

**Key Lessons:** Too much emphasis had been put on pipelines rather than the capacity of partners to deliver nutrition services. Partners were therefore unable to catch the nutrition emergency early. Similarly, not enough emphasis was put on prevention, whether in terms of food security – particularly the provision of supplementary food or with regards to addressing nutrition. Other key lessons learned consisted of recommendations to ensure a more inclusive and integrated approach to food security monitoring and preparedness planning; a lesson which must be extended to other risks (floods, camp closures, disease outbreaks, security, displacement, etc.). Another recommendation was to ensure equal emphasis on and support for food assistance and agricultural livelihoods and investments in dry season farming to take advantage of the fertile soil in the aftermath of flooding. The inclusion of more sectors, such as Early Recovery and Livelihoods, will ensure a nuanced and context-specific understanding of how inequality impacts vulnerability and resilience – and allow partners to engage earlier with the Government on ways to build the capacity of affected populations in support of preventive measures.

It is crucial that the most vulnerable have an active voice in decision-making processes so that preparedness and response can be tailored to address their specific needs and priorities. In 2022, great strides were made in terms of improving availability of data between the Cadre Harmonisé exercises (October and March). This allowed for better monitoring of how the situation was evolving, allowing the response to correct its course if needed. This will also support advocacy prior to a shock to ensure early funding and a more effective response. Coordinated planning also enabled the quick development of requests for funds from the Central Emergency Response Fund (CERF) and the Nigeria Humanitarian Fund (NHF) to address urgent needs. In terms of monitoring and reporting, one of the recommendations was to develop a tool that allows for web-based multi-sector tracking of response and funds and use of repository data sets for an evidence-based response. A key lesson was that malnutrition and, possibly, food insecurity start earlier and end later, extending the lean season beyond the June to August period. Planned interventions need to take this into account to ensure that needs are met in a comprehensive manner.



## Floods and Cholera

The scale and severity of flooding affecting areas outside the scope of the HRP provided some lessons learned on how the response can potentially be organized outside the BAY states. It also provided valuable lessons on how to best work with state- and federal-level emergency management agencies, including the need for capacity-building, data collection and uniform systems. The potential for disease outbreaks, such as cholera, is greater after disasters (like floods) and the impacts are often compounded when vulnerable populations live in congested locations, leading to increased rates of transmission.

**Opportunities:** The government is a critical stakeholder in the prevention of and response to floods and cholera. As such, strong collaboration with robust information-sharing platforms is vital. It is not enough for the humanitarian community to focus only on their individual projects; they must engage with the broader processes, particularly in helping the government – the National Emergency Management Agency, as well as state-level government bodies – to coordinate and support local community recovery plans. It is particularly important to ensure joined-up information-sharing and coordinated action, including mobilizing federal assets and capacities as part of these efforts.

**Challenges:** While the government is the lead for the response, stronger and more cohesive mechanisms are needed to improve links between the UN, (I)NGOs and other international and national organizations to ensure mutual exchange of information and data on needs and the response. The government can act flexibly by decentralizing decision-making and supporting NGOs to work in the most affected areas so that assistance reaches beneficiaries directly, and duplication or gaps are avoided. There is need for better and integrated systems between the federal and state level – including assessment formats – to generate comparable data sets.

**Key Lessons:** For 2023, the creation of cholera- and flood-specific task forces with the government was recommended to improve coordination challenges. The task forces must support – not duplicate – government initiatives and can lead in developing integrated and inclusive preparedness plans for cholera and floods. In addition, to avert the loss of lives and livelihoods, there is an urgent need to shift the focus from response to anticipatory actions and pre-agreement on front-loaded funding. Coordination should continue to take place as close to the response as possible. This will be articulated by working closely with both the Federal Emergency Management Agency (NEMA) on the overall response and the different state-level emergency agencies. Another key lesson is that, even if there is an early warning system in place, such as that provided by the Nigerian Metrological Agency (NiMet), there is limited action emanating from early warnings, particularly from the states.

Strategic Objective 1: Critical life-saving

**Affected people receive life-saving assistance to remedy and avert the most severe threats to life and health, in order to reduce (excess) mortality and morbidity**



**DAMATURU/YOBE, NIGERIA**

An ALIMA staff doctor discussing with the mother of a cholera patient during a ward round in the acute phase. ALIMA Cholera Treatment Centre in Muna, Maiduguri. Photo: ALIMA/Yvonne Etinosa

PEOPLE TARGETED	REQUIREMENTS	WOMEN	CHILDREN
<b>2.4M</b>	<b>631M</b>	<b>23%</b>	<b>58%</b>

### **Rationale and intended outcome**

The intended outcome of life-saving actions is to avert as many preventable deaths and as much harm as possible. Particularly relevant are: 1) all necessary emergency actions for newly arrived IDPs; 2) control and prevention of communicable disease outbreaks; and 3) alleviating acute food insecurity, acute malnutrition and related severe vulnerabilities.

All actions under Strategic Objective 1 are critical and time-sensitive.

#### **Specific Objective 1.1 - All necessary emergency actions for newly-arrived IDPs**

The relatively small group of people arriving from extremely- and/or hard-to-reach areas under the control of NSAGs tend to be in significantly worse condition than any other group of affected people, with very high levels of need and vulnerability. This objective helps to categorize and emphasize the most urgent actions needed for this group. Crude mortality rates, under-five mortality rates and acute malnutrition rates among many such arrivals are at critical levels (see HNO, Section 1.4), requiring a range of immediate and short-term life-saving actions. This includes immediate interventions such as registration for assistance, provision of food, therapeutic and supplementary feeding, shelter, water, basic household materials, and protection screening for support and specialized services. According to IOM's DTM, 45,500 people arrived from such areas in 2022, compared to 24,000 people in 2021. Projections for 2023 are yet to be determined as the factors upon which these are based are both complex and fluid, and dependant on both the evolution of the conflict and the actors involved.

#### **Specific Objective 1.2 - Control and prevention of communicable disease outbreaks:**

A range of endemic diseases with epidemic risk such as cholera, malaria, measles and hepatitis, remain prevalent in north-east Nigeria. In Borno State, malaria is by far the leading cause of mortality and morbidity. While overcrowded camps are at particular risk of infectious disease outbreaks, the risk goes far beyond into virtually any urban or rural community. Evidence shows that the most vulnerable, within any of the four population groups (i.e., those who lack the means of avoiding disease vectors like contaminated water and food), are the most at risk year after year. Much of the

north-east, with its significant proportion of vulnerable people, remains at exceptionally high risk of outbreaks of epidemics, with the existing prevalence of infectious disease taking a daily toll.

Prevention and containment of outbreaks of disease require a multi-sector response such as from health, WASH, and camp coordination and camp management services. In addition, the Food Security and Nutrition Sectors can help to break the vicious cycle in which infectious diseases cause or worsen malnutrition, and malnutrition renders those affected more susceptible to infectious diseases. Shelter can be designed to reduce exposure to disease agents, and non-food items, like washing supplies, adequate sanitation facilities and mosquito nets, can be a highly effective means of prevention. Moving the necessary materials and staff to where they are needed depends on the support of the Logistics and Telecommunications Sectors. All sectors, as they contribute to alleviate people's needs, can help reduce negative coping mechanisms, in turn reducing affected people's exposure to infection. Preventative measures – including awareness-raising, and durable prevention alongside treatment – do not simply avert the risk of epidemics, they reduce the burden of disease. This in turn boosts human capital in support of resilience and self-reliance. Ultimately, disease prevention and control free up humanitarian resources for other pressing needs.

#### **Specific Objective 1.3 – Alleviating acute food insecurity, acute malnutrition and related severe vulnerabilities:**

Up to 80 per cent of people in north-east Nigeria engage in livelihoods related to agriculture. Conflict and insecurity affect access to arable or grazing land and limit the ability to market any surplus. Food insecurity remains a pervasive feature in 2023 as affected people have lost their livelihoods, assets and homes, in some cases, multiples times over the years. Coping mechanisms have either been compromised or altogether exhausted. Subjected to forced or involuntary movement in search of safety, protection and assistance, affected people continue to depend on food assistance. Even when people are able to return to their areas of origin (this is rarely their actual village or town of origin), IDPs struggle to resume their livelihoods. When accessing farmlands for agriculture



or livestock, people remain exposed to attacks by NSAGs and the continued danger of ERWs and IEDs. Inputs like ammonium-nitrate-based fertilizers remain restricted for security reasons, as they can be used to manufacture explosives. Structural economic impediments, such as limited access to credit, high cost of inputs, rising inflation and restricted access to markets, all contribute to impeding meaningful income-generating activities. In host communities, food security remains fragile. It is likely that many of the consequences of the COVID-19 pandemic persist or are slow to dissipate. Those depending on an income became vulnerable, as many lost their employment or suffered a reduction or loss of income.

In order to procure food, many are adopting harmful coping mechanisms. Scant household resources are diverted away from health care, education, hygiene and other essentials. While emergency food assistance – provided in kind, and/or through cash and vouchers – can address emergency and short-term food security needs, there is a need to fully restore people's livelihoods and incomes in the medium- to long-term. This includes investment in resilience and diversifying livelihoods to reduce vulnerability. Likewise, the government can play a key role in supporting vulnerable people by expanding the coverage of limited social safety nets that are still operating in the BAY states. This year, as in the two previous years, food insecurity in the three states remains at a significant level of severity, requiring rapid response and interventions in tandem with measures to address chronic and/or crisis-induced reduction in agriculture and livelihoods.

In line with last year's multi-sector approach, the large-scale food assistance outlined in this year's HRP requires that nutrition, health, water and sanitation, livelihoods and protection are addressed in a coherent way to alleviate suffering and prevent mortality and morbidity related to hunger and malnutrition.

According to the October 2022 Cadre Harmonisé (CH), the food security and nutrition assessment undertaken twice a year in Nigeria, approximately 4.4 million people in the BAY states are projected to be food insecure (CH phase 3-5) during the 2023 lean season – up from 4.1 million in 2022. Overall, if funding gaps

persist in 2023, as they did in 2022, food assistance will fail to offset food insecurity.

The nutrition situation has deteriorated significantly despite periodic improvements in food security. Of critical concern is the quadrupling in severe acute malnutrition (SAM) since 2021 – increasing from 150,000 children at risk to 697,000 in 2023. In 2022, global acute malnutrition (GAM) rates exceeded the 15 per cent (critical) emergency threshold level across 12 LGAs in Yobe and Borno States, while the GAM rate was 20 per cent (extremely critical) for new arrivals coming from the areas previously identified as 'inaccessible' to humanitarian partners. In 2021, high rates of SAM admission persisted, with a significantly higher admission for inpatient care with medical complications. The increase in acute malnutrition is attributed to the ongoing disruption of health and nutrition services due to insecurity, outbreaks of diseases (measles and acute water diarrhoea/ cholera), food insecurity and inadequate general food distribution.

A number of interventions are required to reduce morbidity and mortality from malnutrition. It is critical that supplementary feeding is increased as a preventive measure, as well as awareness-raising among parents – some mothers are children themselves. It is equally critical to increase the capacity in outpatient therapeutic feeding programmes (OTP) and stabilization centres. In 2022, the projected SAM rates doubled and stabilization centres could not cope – particularly as capacity has been reduced in the last few years. A drastic increase in response capacity is therefore needed, both for prevention and case management for affected children, to avoid a potential catastrophe.

Severe acute malnutrition is a leading cause of death among children in Borno State, accounting for over 6 per cent of deaths cumulatively in 2021. As in 2022, and as part of the effort to boost agricultural production given the projections of ongoing fragile food security in 2023, partners aim to scale up agricultural livelihood activities, including crop production, livestock husbandry and fisheries, where conditions such as access to land are conducive, or have improved.

### Specific objectives and indicators

	OBJECTIVE	INDICATOR	SECTOR
<b>SP 1.1</b>	All necessary emergency actions for newly-arrived IDPs	% of households provided with emergency shelter solutions and support	Emergency Shelter and NFIs
		% of children (6- 23 months) reached with Micronutrient Supplementation Powders (MNP) for the first time	Nutrition
		% of people with access to emergency safe water facilities and services as per sector's standards	Water and Sanitation
		% of people receiving emergency food assistance through the most appropriate modalities (e.g.: in kind - dry rations, wet rations, ready-to-eat food kit; voucher, cash or multi-modality)	Food Security
<b>SP 1.2</b>	Control and prevention of communicable disease outbreak	% of people with access to improved health system through Mobile Medical Activities.	Health
<b>SP 1.3</b>	Alleviating acute food insecurity, acute malnutrition, and related severe vulnerabilities of 3.4M people including 1.6 children	% of people receiving emergency food assistance through the most appropriate modalities (e.g.: in-kind, dry rations, wet rations, ready-to-eat food kits, vouchers, cash or multi-modality)	Food Security
		% of children with severe acute malnutrition admitted and treated in the outpatient therapeutic programme/inpatient care	Nutrition
		% of children with moderate acute malnutrition admitted and treated in the targeted supplementary feeding programme	Nutrition
		% of pregnant and lactating women with access to skilled IYCF counselling for the first time.	Nutrition

## Strategic Objective 2: Living conditions that preclude threats to life, health and safety

### **Crisis-affected people enjoy a safer and healthier environment for living with adequate access to essential services**



**RANN, BORNO STATE NIGERIA**

A young girl stands near stagnant water in Rann, Borno State following severe flooding.

OCHA/Christina Powell

PEOPLE TARGETED	REQUIREMENTS	WOMEN	CHILDREN
<b>6.0M</b>	<b>371M</b>	<b>18%</b>	<b>66%</b>

#### **Specific Objective 2.1 - Improving living conditions of 1.4 million IDPs**

Though the Borno State Government has closed camps in and around Maiduguri, just over 800,000 people still live in camps and camp-like settings. Regardless of the ambitious government targets for camp closures and IDP return, especially in Borno State, conditions must improve substantially for the over 0.8 million IDPs who remain in camps in 2023. This effort will necessitate the involvement of all sectors, and the difficulties should not be underestimated. The decongestion initiative is a multi-sector activity that aims to improve conditions in camps. Led by the CCCM and Shelter/NFI Sectors, it aims to expand the physical

areas of the most-congested camps and construct housing and social infrastructure to a quality that is transitional rather than temporary, making shelters and infrastructure more durable. The camp expansions may eventually evolve into new urban neighbourhoods, settled by IDPs with some tenure security and/or by locals using the shelters as IDPs depart. An intersectoral plan and budget for the urgent first phase of decongestion has been published. Expanding camps requires the ability to procure additional land as well as close collaboration with the military to expand the perimeter of camps and move installations.

Actions under this specific objective will also entail providing basic services in host communities directly contributing to the conditions of the IDPs they host. Often needs are as severe in host communities or communities otherwise affected by conflict as in IDP camps. It is important to have a balanced approach to providing assistance as this will minimize social tension and potential conflict.

**Specific Objective 2.2 - Improving adequate access to quality basic services, including water, food, education and health for 700,000+ IDPs out of camps, 1.35 M returnees and 3.2 M host communities**

Access to basic services in the BAY states has historically been limited, even before the conflict. The last thirteen years of conflict has destroyed or damaged infrastructure and displaced staff. This has led to threadbare and overstretched services. Under this specific objective, the sectors will target the needs of around 2.6 million people with water, sanitation and hygiene services, more than a million people with education, approximately 4 million people with food security and 3.7 million people with health services. These services will be provided to out-of-camp IDPs, returnees and host communities, or otherwise affected communities.

Capacity-strengthening, localization and an intersectoral approach will be applied to improve service delivery. Emphasis will also be put on working with government to ensure sustainability of services. In health, providing basic life-saving quality services to affected people in hard-to-reach areas and host populations will be a key priority. In education, ensuring increased access for conflict-affected boys and girls to inclusive, quality, basic education and vocational

skills within a safe learning environment will be an area of improved focus. The Food Security Sector will focus on improving access to timely and appropriate food assistance for the most vulnerable crisis-affected people, including fuel and energy support to meet the most immediate food needs. The WASH Sector will focus on expanding the multi-sector integrated approach to better prioritize WASH-related acute vulnerabilities from a risk reduction perspective.

There is an effort to significantly increase the focus on gender for all projects for vulnerable groups in 2023. Crisis-affected women and girls face additional barriers in accessing humanitarian services, particularly sexual and reproductive health services, health-care support and access to GBV services. They are also at greater risk of losing existing opportunities for skills training, livelihoods, employment and income-generation. These challenges are especially pronounced for women with disabilities and older women, who are disproportionately affected by the multifaceted impacts of conflict.

In addition, partners implementing these types of projects are expected to link up with activities for achieving durable solutions and strengthening self-resilience for all targeted groups, as opportunities allow. Projects tackling this specific objective will be highly constrained by access restrictions. Therefore, efforts to improve access will be necessary to respond meaningfully and at scale.



## Specific objectives and indicators

	OBJECTIVE	INDICATOR	SECTOR
<b>SP 2.1</b>	Improving living conditions of 1.4MM IDPs	# of households served with MPCA to meet a variety of basic needs	Multi-Purpose Cash
		# of conflict affected boys and girls (3-17) attending a class where teacher has received Psychosocial support training	Education
		# of IDPs in camps having access to improved gender-segregated sanitation facilities and services (latrines, showers, handwashing stations) as per sector's standards	Water and Sanitation
		# of people provided with Agricultural Resilience Support	Food Security
<b>SP 2.2</b>	Improving adequate access to quality basic services, including water, food, education and health for 700,000+ IDPs out of camps, 1.35 M returnees and 3.2 M host communities	# of basic infrastructures rehabilitated.	Early Recovery and Livelihoods
		# of LGAs and CSOs staff supported with capacity building and equipment to enhance governance and service delivering.	Early Recovery and Livelihoods
		# of ECD kits provided	Education
		# of teachers trained on improved teaching and learning approaches	Education
		# of outpatient and in-patient reached in health facilities supported by health partners.	Health
		# of persons reached through mobile medical activities.	Health
		# of people reached by health partners providing essential life-saving package of health services within IDP camps.	Health
		# of health facilities providing sexual and reproductive healthcare service including family planning.	Health
		# of health facilities providing clinical management of rape (CMR) and/or MHPSS.	Health

## Strategic Objective 3: Incremental reduction of severity of humanitarian needs

### Some people’s needs for recurrent multi-sectoral humanitarian aid decline in accessible areas by end 2023.



**MAIDUGURI, BORNO STATE, NIGERIA**

Some UN Women beneficiaries weaving locally made mats at a Women's Empowerment Hub in Maiduguri, Borno State.

Photo: UN WOMEN

PEOPLE TARGETED	REQUIREMENTS	WOMEN	CHILDREN
<b>3.6M</b>	<b>193M</b>	<b>22%</b>	<b>58%</b>

#### Rationale and intended outcome

The conflict in the BAY states is far from over, though there are areas of relative safety and security in Adamawa, Borno and Yobe that have seen significant returns. Humanitarian partners have an indispensable role where development actors are not yet working to scale in helping people to regain their self-reliance and agency, even when the starting point is a near-total dependence on humanitarian aid. This is particularly true in the BAY states where recovery or development

action is limited. Reducing dependence and improving resilience is part of the rationale of these interventions.

In 2023, this strategic objective will focus on strengthening self-reliant livelihoods for IDPs (and others whose livelihoods have been affected by the crises) and achieving alternative and durable solutions where possible. Part of the approach to achieving these will be to coordinate with development and/or peacebuilding actors in harmonized programmes

where their inputs are needed to ensure that humanitarian action has a lasting effect.

**Specific Objective 3.1 - Achieving alternative and durable solutions as opportunities allow:**

In Borno, most parts of the LGAs where IDPs fled from are still too insecure for return because of the risk of attacks by NSAGs, and limited or no government presence and livelihood opportunities. For similar reasons, these areas are inaccessible to most humanitarian and development organizations that could otherwise support or provide basic services and livelihood opportunities. Alternative solutions such as integration in or around the communities of displacement, or resettlement in a suitable third location, are needed to avoid the extremes of IDPs either remaining indefinitely in camps or returning to unsafe areas of origin.

The fundamental premise of all solutions is that they are guided by the intentions and participation of IDPs themselves, so that they are able to make choices about their own future. Some of the lessons learned from the durable solutions pilots in Adamawa demonstrate the importance of engaging communities and their local leadership structures in determining their priorities, and their meaningful participation and engagement in project activities. This ensures buy-in, local ownership and greater accountability, and strengthens social cohesion among IDPs and host communities. The commitment and willingness of local authorities to support longer-term solutions for IDPs, opens up opportunities to engage and explore linkages with longer-term government plans and resources, where there are prospects for scaling up such interventions. Understanding the specific needs of women, girls and other vulnerable groups, including their access to resources such as land and property, can help to empower marginalized groups. In terms of the delivery, cash-based interventions were seen as more beneficial to vulnerable communities, empowering them to make decisions, and promoting economic interdependence.

State authorities in Borno have aggressively promoted IDP returns. A series of return intention surveys, conducted by IOM's DTM team in November-December 2021 to gauge the intentions and aspirations of IDPs before any relocation/returns, found that the majority

of IDPs (between 51 and 61 per cent) did not want to move back to their places of origin in the short term. Most of the LGAs, or parts thereof, from which IDPs fled because of insecurity, are still highly insecure, and by the same token inaccessible to humanitarian actors. Any returns to such areas could be both unsafe and poorly supported. Humanitarian partners are ready to promptly support returns to safe areas, which are found predominantly in Adamawa and Yobe. Such interventions would require the active participation of government and development partners.

The strategic importance of durable and alternative solutions is clear: It provides IDPs with the opportunity to resume their lives, independent of humanitarian assistance, in safety and dignity. It also helps reduce the overall humanitarian caseload over time. Solutions are an inherently intersectoral and a humanitarian-development-peacebuilding nexus undertaking and will rely on a degree of area-based coordination.

**Specific Objective 3.2 - Strengthening self-reliant livelihoods and resilience for IDPs**

The BAY states' 2 million IDPs are nearly all cut-off from their pre-displacement livelihoods, even though some have managed to obtain casual paid work or improvised small-scale businesses or means of subsistence and others may be renting land. Most, however, are struggling to find sustainable livelihoods.

The lack of access to livelihoods adds to the human cost of displacement. Not being able to support themselves undermines IDPs' self-worth and adds to their vulnerability. Without access to livelihoods IDPs are not able to procure food and or services that they need. The impact of inflation and other shocks will further undermine coping mechanisms that are already weakened by lack of access to livelihoods. Diversifying livelihoods, including reducing the dependence on agriculture, is key to improving resilience among IDPs.

Nigeria's entrepreneurial spirit is visible even in its poor north-east, underlining the potential to improve livelihoods. In order to harness the enterprise and capacities of IDPs, humanitarian partners need to work with government and development actors to support sustainable livelihoods. This should consider non-traditional agricultural livelihoods with a view to diversifying incomes and, subsequently, building

resilience. The durable solutions pilot projects by UNHCR and IOM in Adamawa, and livelihoods programmes in the 2022 HRP, generated specific and useful lessons learned, including innovative approaches, that can inform the scaling-up of resilience activities. To bring such activities to scale

will require resources and 'know how' beyond what is available in the humanitarian operation, and require collaboration with development partners.

**Specific objectives and indicators**

	<b>OBJECTIVE</b>	<b>INDICATOR</b>	<b>SECTOR</b>
<b>SP 3.1</b>	Achieving alternative and durable solutions as opportunities allow	# of households provided with NFI kits (in-kind or voucher)	Emergency Shelter and NFI
		# of caregivers reached with Cash/Voucher assistance for nutrition outcomes.	Nutrition
		# of conflict-affected boys and girls (3-17 years) benefiting from learning supplies including ECD kits	Education
		# of people benefiting from efforts to foster social cohesion, community reconciliation and security and peace-building	Early Recovery and Livelihoods
		# of people employed through Cash-for-Work activities	Early Recovery and Livelihoods
		# of people reached through creation/support of VSLA	Early Recovery and Livelihoods
<b>SP 3.2</b>	Strengthening self-reliant livelihoods for IDPs	# of people with access to capacity-building training	Food Security
		# of partners and local authorities trained in CCCM principles and standards, protection and gender mainstreaming, and Protection from Sexual Exploitation and Abuse (PSEA)	Camp Coordination and Camp Management
		# of IDP trained in CCCM and CCCM related activities	Camp Coordination and Camp Management

**Borno State Government view on returns or relocations**

- The Borno State’s 25-Year Development Framework and 10-year strategic transformation plan (launched November 2020) states: “We shall work to ensure faster reconstruction, rehabilitation and resettlement of displaced individuals and families in secured and affordable and self-sustaining communities, such that we achieve voluntary resettlement of at least 50% of IDPs by 2022 and no IDP camps by 2026.”
- The Governor of Borno State has expressed the intent to close all IDP camps in the state by the end of 2023, following the closure of camps in Maiduguri, Jere and Konduga LGAs in 2022. Humanitarian partners estimate that at least 139,000 IDPs were relocated under this programme in 2022,<sup>22</sup> most of whom ended up in already congested IDP camps or locations that are still insecure and without access to basic services. About 60,000 are in camps in Maiduguri that will likely be closed in early 2023.



## Strategic Objective 4: Protection and safeguarding of affected people’s rights

**The affected population enjoys adequate protection of their rights including safety and security, unimpeded access to humanitarian assistance, and solutions that fulfil norms and standards.**



NIGERIA  
Photo: IOM

PEOPLE TARGETED	REQUIREMENTS	WOMEN	CHILDREN
2.2M	105M	53%	59%

### Rationale and intended outcome

Operational protection is a pervasive undertaking that seeks to avert or remedy one of the major causes of harm in this crisis – the actions of a few, taking advantage of the disruption to social and governance structures, to harm others. In north-east Nigeria, humanitarian partners have a responsibility to provide services that help protect potential victims from rape, forced child marriage, gender-based violence (GBV), and many other patterns of harm, and to ensure appropriate support for those who fall victim.

Protection, in the sense of the state of greater security that it may afford, is also an enabler of resilience.

Key protection issues also exist on a higher advocacy level. The HCT’s Centrality of Protection Strategy, adopted in 2022, is a freestanding elaboration of this HRP’s protection pillar, which aims at high level advocacy beyond the scope of operational protection actors. On those levels, the HCT will advocate the following key issues:



### **Expanding the space for principled humanitarian action**

The HCT-directed humanitarian response, to be principled, must keep a distance from more political initiatives. It is a fundamental feature of the situation that humanitarians can currently work on only one side of the conflict, which compromises humanitarian principles. The prospects for engaging NSAGs in humanitarian diplomacy are long-term at best and must be a gradual and transparent process to build mutual trust.

Possible contact with the NSAGs in the BAY states has so far been constrained by their hostility to humanitarian actors as well as the government's application of its counter-terrorism framework – though analysis by multiple humanitarian actors suggests that the relevant Nigerian laws do not, in fact, preclude such contacts for humanitarian purposes. Finding agreement with parties to the conflict to increase access to people in need is critical given the volume of individuals living in 'extremely-hard-to-reach' areas, where humanitarians have little or no meaningful access. The dire situation in areas under NSAG control is exemplified by the needs assessed among those coming out of these areas, a situation with acute and urgent needs. At a minimum, an improvement in access would mean freedom of movement for affected people to seek protection and other services they need.

### **Humanitarian space and access**

Humanitarian access in the BAY states is not just a matter of seeking to operate on both sides of the lines of conflict; it is also about creating an enabling environment for partners on the ground, by, for example, working with the military to secure roads so that humanitarian partners can have safe access to people in need; or efficient processes for armed escorts when a last-resort assessment has shown them to be necessary. If possible, area-based security would be the ideal, protecting people where they live while simultaneously allowing them to access humanitarian assistance. It would also allow affected people to practice livelihoods such as agriculture in relative safety.

Greater access, through advocacy, practical or logistical measures, and humanitarian diplomacy is part of the HCT's Protection Strategy. Civil-military coordination remains an essential enabler, given the close physical proximity between the Nigerian Armed Forces and the humanitarian community. In terms of positive developments, the OCHA civil-military coordination unit, the Protection Sector, and PSEA adviser have agreed with Theatre Command (the military leadership) on a shared tool to capture military-related access concerns and protection issues. Theatre Command has also endorsed a PSEA referral system co-developed by the three agencies and the military. The actualization of these tools and follow-up remain a work in progress in 2023.

Freedom of movement remains an area of key concern when it comes to access – as captured in the IOM stability index. This is relevant to people in hard-to-reach areas where assistance is reaching people in need in garrison towns across contested areas, and in extremely-hard-to-reach areas, where little to no access is possible. In extremely-hard-to-reach areas freedom of movement refers to the ability of vulnerable individuals to seek assistance without fear of retaliation or detention as they come out of NSAG-held or contested areas. In both hard-to-reach and extremely-hard-to-reach areas, it also impacts their ability to safely conduct livelihood activities such as farming and fishing.

Access also has gender dimensions with regards to access to services. Persisting protection risks and insecurity continue to limit both women's and men's access to resources, humanitarian assistance and productive land, while insecurity around access to fuel and water supplies increases the vulnerability of women and girls to exploitation and violence.

### **Protective standards for returns and relocations**

The return and relocation of IDPs living in formal IDP camps is an increasing reality in Borno State, despite the widely reported variances from the normative and policy standards that should qualify these movements. The IDPs who were induced to return and relocate to hard-to-reach and extremely-hard-to-reach locations need humanitarian aid and protection interventions,

just like those who leave the areas under control of the NSAGs. When providing a humanitarian response to those populations, humanitarian partners need to ensure that they observe the ‘do-no-harm’ approach, which requires humanitarian organizations to prevent or, at least, mitigate any negative consequence of their actions on affected populations – i.e., to strive to minimize the harm they may inadvertently cause through providing humanitarian aid. By following a ‘do-no-harm’ approach, humanitarian organizations will help improve the protection enjoyed by the affected population. This includes remaining consistent with the December 2021 HCT position paper on returns and relocations, to ensure that aid does not become a ‘pull factor’, enticing vulnerable individuals to seek short-term aid in locations where the medium-term prospects for security, services and livelihood opportunities are poor.

The need for continuing advocacy on the issue of standards for IDP return and relocation extends to the ongoing and forthcoming return and relocation of IDPs who are living in camp-like settings or within host communities. IDP intentions should be ascertained before their departure from a camp, and camp closures should occur in a manner consistent with the Borno State return policy – with humanitarian partners on the ground and the government collaborating on proper planning and implementation; humanitarians should also be able to ascertain what happens to the IDPs after their arrival in their area of origin or interim displacement location.

**Specific Objective 4.1- Within the abilities of operational humanitarian organizations, victims of protection violations access services and care necessary for recovery and justice, and preventative measures reduce the risk of protection violations.**

This specific objective refers only to operational protection in 2023, as distinct from the higher-level advocacy that the HCT will undertake over at least two years, as elaborated in its Protection Strategy.

Operational protection in 2023 focuses jointly on prevention and remedy. Prevention encompasses physical measures such as providing lighting in camps, gender-segregated facilities, and managing explosive remnants of war and social and institutional measures such as sensitization, addressing discrimination and exclusion, capacity-building and disseminating help channels. Remedial measures comprise medical and psychosocial treatment for recovery and reintegration, aiding access to justice, and helping to restore housing-land-and-property rights. All of these have strongly gendered dimensions.

A major part of addressing protection violations is ensuring that structures exist that allow for individuals to report allegations without fear of retribution or stigmatization. While the inherent power dynamics make this a challenge in the field, as it is globally, the development of the aforementioned PSEA referral system as well as the establishment of the ‘Request for Information’ tracker for protection issues, agreed and co-owned by OCHA, the Protection Sector, the Nigeria PSEA Network and Theatre Command, help to ensure a victim-centred approach to reporting and investigation of protection allegations. It also allows a shared understanding of locations where such issues are persistent. These tools are still in their infancy but demonstrate a clear way forward in 2023, endorsed by key stakeholders.

## Specific objectives and indicators

	OBJECTIVE	INDICATOR	SECTOR
<b>SP4.1</b>	Within the abilities of operational humanitarian organizations, victims of protection violations access services and care necessary for recovery and justice, and preventative measures reduce the risk of protection violations	Child Protection: Number boys and girls at risk that benefit from comprehensive multi-sectoral case management support (abuse, neglect, exploitation, child labour & child marriage, etc)	Protection
		Child Protection: Number of girls and boys living with disabilities affected by protection risks who receive child protection services.	Protection
		Gender-based Violence: Number of beneficiaries who access safe socio-economic/livelihood/income generation opportunities	Protection
		Gender-based Violence: Number of beneficiaries who demonstrate improved capacity from peer support, mentoring/coaching, skills building and empowerment programmes	Protection
		General Protection: Number of beneficiaries provided with assistance to increase safe socio-economic / livelihood / income generation opportunities	Protection
		General Protection: Number of women, girls, boys and men screened, registered and monitored to identify vulnerability and exposure to protection risks	Protection
		Housing Land and Property: Number of people receiving HLP support in situations of forced eviction	Protection
		Housing Land and Property: Number of people supported with cash-for-rent and rent subsidy	Protection
		Mine Action: Number of people (IDPs, returnees, host community members, Government officials, service providers and humanitarian workers) reached through explosive ordnance risk education	Protection
Mine Action: Number of survivors of explosive incidents referred for multi-sectoral assistance	Protection		

## 1.3

## Planning and Costing Methodology

A key objective of the HRP this year is to focus the response more on both thematic and geographical priorities. The approach builds on the severity scales that have been developed over the last couple of years.

There has been a change in the methodology for calculating people in need (PiN) as part of a global overhaul of the HPC process. This is a shift from using multiple inter-sectoral indicators, including a critical indicator, to calculate the overall PiN last year, to using the highest sector need at the LGA level as the PiN for the LGA. The revised methodology – an amended JIAF – then aggregates the PiN across all the LGAs to form the overall PiN. Using this year's methodology to assess last year's needs would have given a lower figure for PiN in 2022: 7.2 million people (14 per cent lower).

In this HRP, according to the JIAF severity scale, 2.4 million people are classified as having acute needs. This group faces life-threatening levels of vulnerability and is targeted (under Strategic Objective 1) for prioritized emergency assistance. Among this group are approximately 250,000 people in Guzamala and Bama LGAs, who are identified as having a catastrophic level of needs. Needs are then categorized in terms of the immediacy of need – children with severe acute malnutrition in the lean season, for example, require time-sensitive life-saving interventions. Based on these two dimensions of prioritization, \$631 million of the overall requirement for 2023 is urgently required for an emergency response for the 2.4 million people identified as having the most acute life-saving needs.

What appears evident from the MSNA is that the range of needs that people have has expanded – e.g., households that may only have had a protection need in 2022 may also have a food and WASH need this year. This can be seen in the cumulative figure for the

severity of needs, which looks at the range of needs people have.

There has been an overall increase in the number of people in severity categories 3-5 (severe to catastrophic). As a result, the number of people targeted has increased from 5.5 million to 6 million. To fully implement the HRP, humanitarian partners will therefore need \$1.3 billion to assist 6 million people prioritized for humanitarian assistance.

An activity-based costing approach – also known as unit-based costing – was adopted by the HCT for the HRP. Activity-based costing is a better gauge of the true cost of providing assistance (as opposed to a project-based approach). It is also a more transparent way of accounting for how resources are used. This approach allows partners to use the HRP for their own resource mobilization.

The application of the activity-based costing approach in north-east Nigeria is unique and articulated across different components. The first component aligns the HRP's strategic objectives with respective sector objectives, activities and costings. The second ensures closer links between indicators and activities, broken down, for monitoring purposes, at the LGA level and by population group and gender. The third component, the bridge tool, (first created for the 2022 HRP planning and monitoring) was further refined to allow sectors to proactively guide their partners through the different project development phases to ensure projects align with priority activities in terms of both geographical area and target population, minimizing the possibility of overlaps.

To improve transparency, efficiency, effectiveness and comparability in both the planning and pricing process, activities are standardized across all sectors. Activities are designed to align with the needs identified in the HNO and the two-year HCT 2022-2023

HRP strategic objectives. Targets and deliverables are also standardized to allow for better aggregation and comparison across activities and sectors for more cohesive and comprehensive monitoring and reporting.

Sectors’ cost plans are based on targets derived from PiN estimations, response activities, and estimated numbers of people targeted for each activity by population group. Sectors also considered a range of data sources, including globally agreed costs per activity and contextually appropriate costs to estimate their financial requirements.

For each activity in this plan, sectors established a range of costs, considering cost differences in response modalities, population groups and geographical areas. Sectors also considered the additional costs of implementing measures to improve access to services for vulnerable groups. Average costs were used to calculate the financial requirements per activity. Costing methodologies, data sources and ranges are documented at the sectoral level to allow for a review of cost ranges for any changes

(e.g., exchange rates, inflation, transportation costs, etc.), and to ensure operational budgets are based on commonly agreed and realistic estimates.

For the HRP, most sectors noted the impact of inflation, resulting in the increased cost of basic supplies and services due to rising commodity prices and increased transport costs. For sectors, costing considerations have also been affected by beneficiary targets developed through a tighter prioritization process. For some sectors, changes in costs for 2023 are also impacted by strategic considerations to modify interventions to respond to existing needs. Sector-specific costing details are provided under each sector plan (see Part 3: Sector Objectives and Response).

In December 2022, OCHA organized a sector response plan discussion and peer review to ensure sector plans are aligned and anchored in the 2022-2023 HCT Humanitarian Strategy.

**JAKUSKO/YOBE/NIGERIA**

A Cholera Treatment Center supported by the International Rescue Committee (IRC) in Jakusko, Yobe State.

Photo: OCHA/Christina Powell.





## 1.4

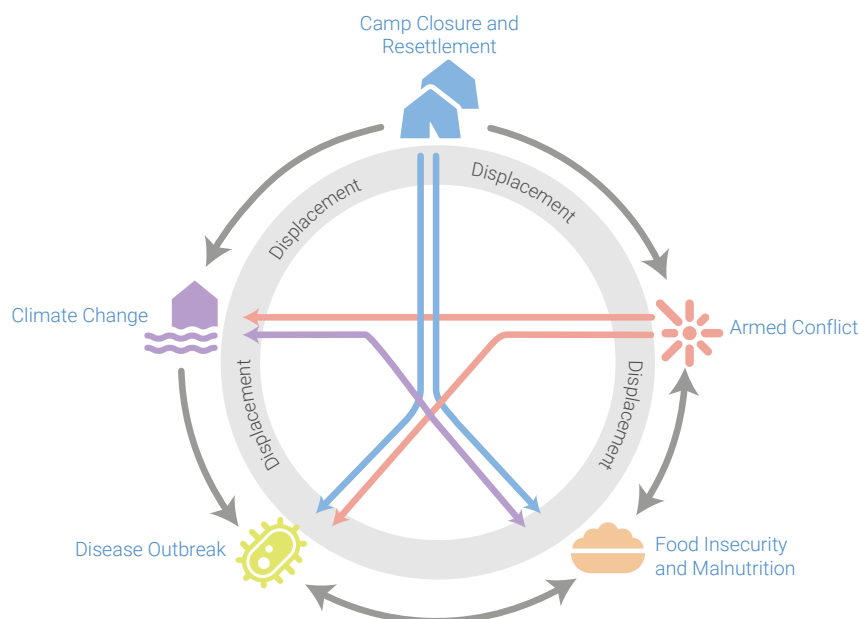
## Planning Assumptions, Operational Capacity and Access

### Planning assumptions

The Index for Risk Management (INFORM<sup>23</sup>) ranks Nigeria fourteenth in the list of countries most at risk of humanitarian crises/disasters in 2023 (out of 191 countries rated). This indicates extremely high levels of exposure to hazards and vulnerability, combined with a lack of coping capacity. For the HRP, potential scenarios and planning assumptions were developed through dozens of focus-group discussions with communities in each of the BAY states to identify key risk variables and their likely trajectories in 2023.

The analysis identified a complex interplay of diverse and growing risks in the BAY states that pose significant threats to human security and development in the year ahead. These include, but are not limited to, worsening floods due to climate change, disease outbreaks such as cholera, food insecurity and malnutrition, displacement, camp closures and government-led relocations and resettlements. These risks are set against a backdrop of continuing conflict.

Climate change is increasing the frequency of extreme drought and flooding. Flooding adversely impacts the livelihoods of farmers and pastoralists and increases their vulnerability. It also heightens levels of insecurity throughout the north-east. There are strong feedback loops between the adverse effects of climate change and other conflict drivers, which contribute to a downward spiral of vulnerability and (inter-communal) violence. The cumulative impact of both climatic and non-climatic shocks on households contributes to displacement, where households may be forced to leave their homes due to deteriorating living conditions and increased vulnerability. This forces many to resort to negative coping mechanisms such as selling productive assets, borrowing money for basic needs, begging and marrying off their girl children, as well as making men and boys more susceptible to recruitment by armed groups.



**Note:** The head of arrows represent effects while the tail represents the cause

**The key planning assumptions are:**

- Current trends in conflict and insecurity will persist, with no significant improvements in security to allow for broader access. Conflict will be particularly widespread during the dry season (January-April and November-December) when kinetic operations by the Nigerian Armed Forces and NSAGs will increase due to improved mobility.
- Returnees and IDPs will experience secondary displacements triggered by the closure of camps, while new displacements as people move out of extremely- and/or hard-to-reach areas will continue. Temporary displacements are also likely to occur due to elections and flooding.
- Food insecurity and malnutrition will remain critical issues that peak during the June-August lean season, as forecast by the CH. As in the last couple of years, it is expected that the lean season will start earlier and last longer.
- Climate change will continue to increase the intensity of natural disasters, such as flash flooding and storms. Of note, flooding will not only negatively impact affected communities, but also infrastructure. Roads are likely to become temporarily inaccessible, complicating humanitarian response efforts.
- Access to people in extremely- and/or hard-to-reach areas – those controlled or heavily contested by NSAGs – will remain extremely limited, both in terms of the ability of humanitarian agencies to reach people in inaccessible areas and the ability of people in these areas to freely move out to seek assistance and protection. Populations moving out of these areas have extremely high levels of need.
- Government-facilitated relocations and resettlements of some IDPs will continue through 2023. Some of these returns may continue to include areas where humanitarians have limited or no access.
- It is likely that 2023 will witness cases of cholera; cases have been reported in the north-east every year since 2004.
- As IDPs leave camps and shift from being counted as IDPs to returnees, the number of people grouped as returnees will increase.

**Access**

Access to affected populations remains severely impeded across the BAY states, where 174 out of 714 wards were assessed as 'extremely-hard-to-reach' in the access severity mapping; informed by a survey of UN agencies, INGOs and NGOs. These locations denote areas where humanitarian partners are currently unable to safely and meaningfully access affected populations, even with the use of enablers (e.g., humanitarian flights, armed escorts) – i.e., they are unable to assess needs, or deliver and monitor programmes. This is in a context of protracted conflict, with over 8.3 million people assessed to be in need of humanitarian assistance.

Access challenges in the BAY states are linked to a variety of factors, primarily related to security. At the heart of these remain the lack of engagement with – and acceptance by – NSAGs. This constrains aid to military-secured garrison towns resulting in a de facto militarization of the humanitarian space. The reliance of aid actors on military security further impedes access to communities in extremely-hard-to-reach areas – primarily those heavily contested by NSAGs – from accessing humanitarian aid, and aid workers from accessing vulnerable communities.

While accurate information on population needs and numbers in extremely-hard-to-reach areas is inherently sparse, individuals who have come out of those areas have shown consistently high levels of need (see HNO). It should, however, be noted that people exiting these areas may be at highest risk and/or that the journey out of those areas increases vulnerability. The blurred lines between humanitarian and military spaces, combined with very limited engagement with NSAGs, create a crippling impact on the ability to meet the needs of highly vulnerable populations in insecure areas, while potentially reinforcing negative perceptions of humanitarian actors among NSAGs.

While the sheer scope of vulnerability – and the constant flow of IDPs to areas where aid is delivered – translates into delivery at scale (6 million people targeted in 2023 vs. 8.3 million people in need), the closure of formal IDP camps, including those in and around Maiduguri, has meant that many IDPs

and returnees have ended up in areas, settlements and communities with inadequate or insufficient services, over-congestion and, in some locations, high levels of insecurity. This dynamic creates additional access constraints. Where significant insecurity persists, not only are aid organizations unable to safely access these relocated populations, but there are legitimate concerns that their presence could constitute a negative pull factor, channelling affected populations to areas where security and services remain problematic.

While no 'inaccessible' PiN was calculated for the HNO and HRP, this does not denote an improvement in overall access. If estimates were developed as per the 2022 HNO and HRP, the BAY states PiN would likely be substantially higher. To date, government figures suggest that there may be as many as 2.1 million civilians living in wards assessed as 'extremely hard-to-reach' (see HNO reference to population baselines by ward).

Humanitarian actors contend with a persistently volatile operational context despite recent changes in conflict dynamics. They are actively targeted by NSAGs through violent attacks, abductions and theft of assets. Risks include illegal vehicular checkpoints, improvised explosive device attacks, targeted infiltrations into garrison towns, and collateral involvement in kinetic events. These dynamics have led to – and may continue to cause – short- and long-term scale-downs of operations. This dynamic is further complicated by the inability of humanitarian personnel to travel safely by road in much of the region. Humanitarian aid has been particularly vulnerable in transit – where the disruption of NSAG logistics lines has meant an increased scrutiny of humanitarian cargo. As a result, road movements are limited primarily to third-party vendors transporting humanitarian cargo, while the transport of humanitarian personnel relies predominantly on the United Nations Humanitarian Air Service (UNHAS). In this operational context, the visible linkage between humanitarian interventions and the military, such as the use of armed escorts to move cargo, further compromise perceptions of humanitarian independence and neutrality.

These dynamics are further exacerbated by infrastructure challenges – particularly during the

rainy season – and bureaucratic and administrative impediments. The rainy season in 2022 saw closures along main supply routes due to flooding and the destruction of key infrastructure (e.g., roads and bridges). Bureaucratic and administrative impediment issues included visa restrictions for international staff and extensive registration or clearance processes.

Finally, Government prioritization of development and stabilization approaches in areas where these approaches overlap with humanitarian needs due to persistent conflict, has complicated access and sometimes resulted in new restrictions on the provision of life-saving humanitarian aid.

To address these issues, the Access Working Group, co-led by OCHA and the Nigeria INGO Forum, has developed a north-east Nigeria Access Strategy and Workplan for 2023. The workplan focuses on three pillars: 1) to improve cohesion, data collection and analysis; 2) to identify and improve relationships with key stakeholders and perceptions of humanitarian action; and 3) to explore innovative strategic, operational and tactical solutions in support of access, and support capacity-building for all humanitarian actors and stakeholders engaged in the response.

To improve sustainable and principled access, the humanitarian community should prioritize and act on the following:

- Capture, assess and develop a shared understanding of humanitarian needs and access impediments with the Government and military for prioritization, and develop a holistic roadmap that allows key stakeholders to jointly ensure that affected communities are protected and have access to life-saving aid.
- Map, analyse, and build bridges between all stakeholders for a cohesive and government-owned response. This must include international, national and local organizations, as well as development actors and government agencies. This can be accomplished through strengthened, more inclusive information-sharing and coordination platforms, and the development of intersecting goals that consider and strengthen humanitarian access.











































- Identify and engage with organizations and local leaders in the civilian population to develop innovative locally-led approaches to facilitate humanitarian assistance, including but not limited to community leaders, road transport unions, private sector companies and academia.
- Develop Nigeria-specific joint operating principles that inform a cohesive and comprehensive engagement strategy reinforcing humanitarian access and promoting a constructive and collaborative environment with non-humanitarian actors to maximize the capacity of key stakeholders to identify and serve the most vulnerable populations wherever they are.
- Acknowledge the comparative advantages of various actors, while simultaneously developing clear lines between political and humanitarian actors and actions, informed by regular flow of information from field partners and the AWG.
- Develop a communication strategy incorporating local media to mitigate misinformation.
- Detach from the current modus operandi and explore the opportunities and challenges local actors face to develop innovative ways to create a more cohesive and further-reaching response with greater access.
- Ensure the local capacity and local knowledge of national actors is recognized and maximized while simultaneously ensuring capacity gaps are addressed and risk transference is avoided.
- Map out the competitive advantages of Government responders, particularly in areas where the Government has access or capacity, and the humanitarian community does not, to address infrastructure constraints and bureaucratic and administrative impediments. Joint development of monitoring and evaluation tools will help build a common set of standards and guidelines.
- Strengthen the relationship with the military and Government based on information-sharing, planning and task division, rooted in an understanding of the humanitarian space to ensure it is protected and avoids politicizing vulnerable populations and access.

#### NIGERIA

Photo: IOM



## Response under previous HRP (2022): number of people targeted and reached

SECTOR	PEOPLE IN NEED	PEOPLE TARGETED	IN NEED TARGETED	PEOPLE REACHED	% TARGET REACHED	FINANCIAL REQUIREMENTS (US\$)
Camp Coordination and Camp Management	2.0M	1.3M		0.9M	66% 	22.7M 
Coordination and Support Services	NA	NA		NA	NA	21.3M 
Early Recovery and Livelihoods	3.3M	0.3M		0.1M	40% 	58.9M 
Education	1.9M	1.2M		1.7M	167% 	100.2M 
Emergency Shelter and NFI	3.0M	2.6M		0.5M	36% 	59.3M 
Emergency Telecommunications	NA	NA		NA	NA	1.6M 
Food Security	3.5M	3.5M		2.6M	61% 	450.9M 
Health	5.0M	4.4M		2.3M	44% 	52.7M 
Logistics	NA	NA		NA	NA	30.4M 
Nutrition	3.0M	2.5M		1.3M	100% 	144.3M 
Protection	4.3M	2.0M		1.8M	72% 	78.4M 
Gender-Based-Violence	1.4M	1.0M		0.7M	92% 	37.6M 
Child Protection	2.0M	1.3M		0.3M	16% 	21M 
Mine Action	1.2M	0.4M		0.2M	27% 	6.9M 
Housing, Land and Property	0.9M	25K		0.03M	3% 	0.5M 
Water and Sanitation	3.0M	2.6M		1.5M	61% 	101.5M 



## 1.5

## Accountability to Affected People

Accountability to affected people (AAP) is central to principled humanitarian action and is a commitment by the humanitarian community to demonstrate a readiness to listen to and be guided by the concerns and views of vulnerable people affected by the conflict in north-east Nigeria. In practice, this translates into empowering and enabling affected people to participate at all stages of an activity, from its inception to its conclusion. It also means that they are part of finding solutions to their predicament and that decision-making power is in the hands of those affected by crisis. As mentioned in the section on gender in humanitarian action, meaningful accountability recognizes that within communities there is marginalization and discrimination and other sociocultural barriers precluding parts of the community from being heard. It is therefore critical that voices of women and girls, the elderly, disabled and youth are heard as part of AAP.

In the BAY states, partners engage with crises-affected people on several key issues, including protection, displacement, access to humanitarian assistance, disease prevention and flooding.

There are three clear strategic objectives against which the humanitarian community will aim to base their actions and demonstrate their commitment:

1. To be more accountable and enhance leadership through increased training of humanitarian actors and community members on the role of collective mechanisms and better response, including using improved performance metrics
2. Ensuring a more inclusive system and coordination architecture
3. Ensuring quality resourcing and capacity

AAP is underpinned by community engagement (CE), a process facilitating systematic information-sharing while supporting affected people and communities' meaningful participation and leadership. CE also enables affected people and communities to assess humanitarian action on sexual exploitation and abuse (SEA) and the humanitarian aid received.

Partners employ a range of approaches to strengthen a two-way communication process with affected people so that needs and vulnerabilities can be addressed on people's own terms, while building on their strengths and capacities. CE also ensures that vulnerable communities can access vital information, including toll-free telephone lines, complaint and feedback boxes, in-person information spaces, and/or focus group discussions. Ultimately, CE recognizes the role of affected people and communities as first responders, thus defining the role of humanitarian partners and the overall humanitarian system in terms of supporting the efforts of affected people and communities.

In north-east Nigeria, the Community Engagement, Accountability and Localization Working Group (CEAL WG), which is co-led by local organizations, works with clusters and the Inter-Sector Coordination Group to ensure that humanitarian programming is responsive to people's needs. Members of the Working Group have collectively developed a Strategy and Action Plan for 2022 and 2023, setting out activities to improve services to vulnerable and affected communities. These include a collective accountability information management system (a response-wide support system to establish and strengthen accountability at sector and partner level), innovative complaint and feedback mechanisms, and regular perception surveys on the quality and relevance of assistance. These are used to establish how affected people prefer to complain about issues, affected people's information needs

on SEA, and their perceptions of aid workers. Other services are providing technical support to sectors and partners to develop a Localization Strategy aligned to the CEAL Strategy, developing and disseminating age, gender and culturally sensitive key messaging and information-education-and-communication (IEC) materials (animated, audio, visual, etc.) on the rights and entitlements of communities and the expected conduct of aid workers, as well as reporting mechanisms.

In 2022, the state radio project, launched by IOM and OCHA, broadcast programmes in local languages based on consultations with affected people and collaboration with sector leads. Programmes typically included a direct call-in option for affected people to raise concerns, provide feedback, and share their communities' views.

In 2023, partners in operational areas will harmonise their complaints and feedback mechanisms and awareness-raising approaches. Given the seasonal nature of crises, such as for flooding and waterborne diseases, partners will kick-start risk communication and community engagement activities in advance to reduce risk impacts. Diverse communication tools will be deployed to enhance engagement with hard-to-reach groups, such as women and girls, people with disabilities and older persons.

People who received humanitarian assistance have emphasized the need for aid to reach the 'right people'. In 2021 and 2022, accountability practices have led to some improvements.<sup>24</sup> The findings from the Ground Truth Solutions' Cash Barometer for 2022 show that over 90 per cent of affected people know how to make complaints or provide feedback.

That said, around 76 per cent of respondents indicated they had not received any aid in the three months prior to the 2023 MSNA, while 23 per cent indicated they had. Of the percentage of households who received some form of assistance, slightly above half (52 per cent) reported satisfaction. The reasons for dissatisfaction ranged from insufficient quantity (48 per cent), delays in the delivery of aid (21 per cent), quality not being good enough (17 per cent), and the

type of assistance not being relevant for the stated need(s) (13 per cent).

In terms of staff behaviour, 85 per cent of households that received aid stated that they had not experienced any staff misconduct – 3.9 per cent reported facing physical abuse, and 2.3 per cent threatening behaviour. The majority of respondents (64 per cent) were aware that staff misconduct can be reported, against 33 per cent who were not. The preferred reporting channels for staff misconduct are community leaders (41 per cent), religious leaders (25 per cent), law enforcement officers/police (16 per cent) and aid workers (UN and/or (I)NGOs) (12 per cent). This is corroborated by the Ground Truth Solutions Cash Barometer survey which found that, while community leaders were the preferred channel for many, others preferred direct access to humanitarian staff.

*"We prefer to meet aid workers in person to present our report or complaints whenever the need arises. Sometimes, when we lodge our complaints to staff, the next month or in the near future, adjustments are made. We appreciate that." (Yola South, male, over age 25)*

The MSNA for 2023 identified food as a top priority for respondents (29 per cent), followed by livelihoods and other sources of income (12 per cent), health care (11 per cent), cash/voucher assistance (8 per cent), water (7.9 per cent) and education (7 per cent).

Some participants reported that organizations do not take their disabilities into consideration, while others spoke of being supported.

*"The NGOs are the only organizations rendering assistance to those with disabilities in this community. During distribution of aid, they usually separate us from others without disabilities. They are really trying for people living with disabilities in this community." (Jabi Lamba-Salama, female, over age 25)*

Decisions about who gets aid may, however, remain obscure to people in crisis. For instance, the humanitarian principle of providing aid only to those most in need and the most vulnerable may run contrary to cultural practices of sharing resources across a family or community. It is especially challenging in contexts where many people come close to the threshold of need. In 2023, it is expected that humanitarian partners will continue to face challenges prioritizing those most in need, including pressure from governments and others (e.g., NSAGs) to alter distribution lists and targeting criteria.

Additional efforts will be made to evaluate the effectiveness of complaints and feedback mechanisms set up by humanitarian actors in the BAY states. Existing complaints and feedback mechanisms will be reviewed, and the communication preferences and information needs of affected people identified. This will include enhancing trust in existing communication channels and information sources – e.g., radio, use of local leaders, aid workers and community groups.

Humanitarian actors will be supported as the roll-out of the collective accountability information management system (CAIMS) continues. CAIMS provides response-wide support to establish and strengthen accountability at both sector and partner level.

Over the years, policies aimed at prioritizing diversity, equity and inclusion have led to tangible improvements in north-east Nigeria. Direct funding to local actors has increased. In 2022, national NGOs received \$1.95

million, of the \$5 million from the Second Reserve Allocation envelope. National NGOs led on 6 of the 13 approved projects. In 2021, 27 per cent of all Nigeria Humanitarian Fund (NHF) allocations were awarded directly to local and national organizations. A total of \$8.4 million was distributed directly to local and national NGOs for interventions with vulnerable displaced communities. A further \$3 million was accessed by local and national NGOs through subcontracting via UN Agencies or INGOs. Under the NHF 'innovation line', specifically earmarked for AAP and localization, a national NGO was awarded 25 per cent of the funds for a project focusing on building the capacity of local NGOs.

AAP also enhances the prevention of sexual exploitation and abuse (PSEA). PSEA is a fundamental breach of people's safety, rights, and dignity that undermines both aid and the relationship between humanitarian partners and affected people.

In 2023, the CEAL WG will conduct periodic assessments on existing complaints and feedback mechanisms to facilitate safer and more accessible reporting channels on sexual exploitation and abuse. They will also engage front-line personnel, community leaders and structures, through participatory approaches, on the expected conduct of aid workers, and on how to receive and report SEA complaints. Capacity-building support will be provided to community and religious leaders who act as reporting channels on behalf of vulnerable communities.

## 1.6

## Protection from Sexual Exploitation and Abuse (PSEA)

Sexual Exploitation and Abuse (SEA) by aid workers (also referred to in this document as ‘*sexual misconduct*’) represents a grave breach of trust with affected people. It is also a serious violation of crises-affected people’s rights to safety, security and dignity. Protection from Sexual Exploitation and Abuse (PSEA) by aid personnel is a core commitment of the UNCT and HCT in Nigeria.

Questions on PSEA were incorporated in the MSNA for 2023 and raised during focus-group discussions.<sup>25</sup> Findings show that SEA is not seen necessarily as a form of sexual misconduct committed by aid workers. The MSNA data collection process offered an opportunity to sensitize respondents on PSEA. While some respondents stated they did not have personal experiences to share, they were however able to identify SEA incidents when these occurred to other members in their community.

Community members in several locations reported that aid organizations regularly raised awareness on expected conduct from staff, as well as affected people’s rights to unconditional aid and how to report any breaches of staff conduct.

*“The organizations that raise this awareness include DRC, IRC, Save the Children, IOM, GISCOR and UNDP. All these organizations do this kind of awareness before they start their activities, such as registration and distribution. We even wondered why all the organizations said the same thing.”*  
(Konduga, male, over age 25)

In locations where organizations had reportedly conducted awareness sessions on PSEA, affected people subsequently demonstrated higher levels of knowledge on the subject.

Understanding SEA, the capacity to respond when risks occur, and the incorporation of SEA risk-mitigation measures in standard risk assessment processes is critical for safe programming. In August 2022, interactions with various community members often indicated awareness of their rights to unconditional assistance. At the same time, however, there is little to no evidence indicating aid workers were questioned, or held accountable, for their actions when instances of staff misconduct had been reported. This may be due to the existing power dynamics between aid workers and affected communities. In some situations, both distribution modalities and times, when not checked, create a conducive environment for aid workers to abuse their power, exposing already vulnerable populations to sexual exploitation and abuse risks.

The availability of safe and accessible reporting mechanisms for communities is critical. In the MSNA for 2023, respondents mentioned relying on complaints and feedback mechanisms, suggestion boxes, *lawans* and *bulamas* (community leaders). The police and the Civilian Joint Task Force were also mentioned as options, but it remains unclear whether these channels were considered safe for reporting complaints such as SEA. In fact, many participants reported they felt more comfortable reporting issues of abuse or exploitation to aid workers.

*“There is not any other place apart from the Human Right who are helping and fighting for us. But reporting such a case to either the ward head, king or even the police station is like exposing your secret for people to hear it and point fingers at you and laugh whenever you are passing. In this case, it is better to keep your problem to yourself. The Human Right gave us their number and when we call and report our case, they can come to help and fight for our rights.”*  
(Mubi North, female, under age 25)

Lack of trust in the existing mechanisms was noted. Where reporting mechanisms exist, they were linked to the same leaders who were responsible for, or aware of, the cases of staff misconduct. As such, complaints were not being appropriately addressed or were being ignored.

*“It happened. I can’t remember the name of the organizations, but I can remember the instances. They were reported. They are still working with those organizations because they did not take any serious actions.” (Yusufar-Yusufari, female, under age 25)*

Most respondents expressed a preference for direct contact with aid organizations to avoid raising complaints through community leaders. This is partly associated with the perception that response to a complaint and/or feedback was faster if brought up this way.

*“We prefer to meet aid workers in person to present our complaints. When we lodge our complaints to IOM staff, the next month or soon, adjustments are made. We appreciate that.” (Yola South, male, over age 25)*

Other respondents mentioned that mechanisms that can facilitate anonymous reporting would make them more comfortable.

*“Yes, if the complaints will be anonymous, nobody will be able to tell the leaders who reported or complained then we will be comfortable to report.” (MMC, Old Maiduguri, male, under age 25)*

Some respondents, mostly men, mentioned they would prefer relaying their complaints to the bulama or Civilian Joint Task Force, who would eventually communicate the message to the appropriate aid organization.

Some respondents mentioned the lack of existing mechanisms for reporting cases of SEA within their locations.

*“One of the staff that brings aid called one girl and told her the items brought will be tripled for her if she agrees to date him. The girl was going and*

*receiving the aid until they were exposed by other IDPs. The IDPs protested and weren’t happy about it. We pounced on him even though the staff escaped.” (Numan Town, Gindin Tsamiya, male, over age 25)*

A culture of silence around sexual violations was often mentioned as a barrier to reporting incidents of sexual misconduct, indicating that stigma and cultural and societal norms still play an important role. As such, those who experience SEA may be less inclined to talk about their experiences openly, or to report these.

*“This type of story might have happened, but you know how it is, nobody will talk about it. People prefer to keep it quiet as a secret among themselves because it can cause a lot of shame especially if it involves a female child” (Bama-Soye, female, above age 25)*

As indicated in the section on accountability to affected people and community engagement, a closer look at the four population groups analysed in the HNO and HRP show that out-of-camp IDPs are more exposed to staff misconduct than any other group, with 5 per cent indicating having experienced physical abuse and 4 per cent facing threatening behaviour. Similarly, 4 per cent of returnee households report experiencing physical abuse and threatening behaviour. In-camp IDPs also reported some physical abuse (3 per cent) and threatening behaviour (1 per cent).

Over the years, there have been meaningful improvements in how the system prevents SEA of crisis-affected people. Significant advances in how organizations share information about recruitment were made, and reports of SEA cases collected and addressed. At the country-level, systems for coordinating the prevention of SEA were strengthened, including referral pathways with the military. However, assistance and restitution for survivors remains ad hoc. While the Nigeria PSEA Network made some significant steps towards setting up systems and structures, 2022 was the first year in which the MSNA and associated FGDs provided a comprehensive picture of the feedback from affected people and communities.



In 2023, members of the Nigeria PSEA Network will harness this feedback to address existing gaps and continue strengthening the implementation of system-wide plans to put those affected at the centre of humanitarian action. Harmonized PSEA messages will also be re-launched through local coordination groups and other forums to ensure messages and other PSEA resources are made available, understood and shared.

It is expected that a harmonized approach to accountability to affected people will bring together the thematic priorities of gender, PSEA, inclusion and localization. Improved accountability will contribute towards the goal of enhancing the quality and timeliness of the humanitarian response. In other words, a less siloed and more joined-up approach to accountability, where all issues are linked and resolved as one – as opposed to in separate working groups and platforms – will yield improved results.

**NIGERIA**

Photo: OCHA/Christina Powell.



## 1.7

## Cash and Voucher Assistance in the Humanitarian Response

Over the years, cash-and-voucher assistance (CVA) has grown as a modality for delivery of humanitarian assistance, moving from the fringes of response efforts to the mainstream. Since 2016, humanitarian partners in the BAY states have used CVA as a response modality, focusing chiefly on responding to chronic food needs and needs induced by multiple displacements. In 2019-2021, at least 49 international and national partners developed plans to scale up CVA in areas such as education, early recovery, health, nutrition, shelter and NFIs, WASH, and protection. In the second quarter of 2022, 28 humanitarian partners provided CVA to over 832,000 people in the BAY states. The number of partners is expected to increase in 2023.<sup>26</sup> Various delivery mechanisms, such as paper- and e-vouchers, mobile money, direct cash or cash-in-hand are used to deliver CVA to beneficiaries.

Many beneficiaries prefer cash or voucher transfers as this enables them to make their own choices regarding household priorities. This is, however, not always the case, as rapid inflation often means that the cash provided does not keep pace with the prices of the commodities in the minimum expenditure basket. This means that sometimes the preference is to receive commodities rather than cash. Building on efforts over the years, CVA will remain a key response modality in 2023. Of the \$1.1 billion required for the 2022 HRP, \$568M, comprising 68 projects, were for CVA interventions, amounting to 56 per cent of the total financial requirement. In 2023, partners will continue to use CVA and multi-purpose cash assistance (MPCA) to address critical needs for IDPs, returnees and host communities, through 38 projects.

### Key findings from Ground Truth Solutions <sup>27, 28</sup>

1. The delivery of the bulk of CVA under 'Cash for Food' fails to consider and respect people's emergency needs and varying spending decisions, often pushing people to sell their vouchers as a coping mechanism.
2. People requested provision of grants for business start-ups, or as a pivot towards alternative and sustainable livelihood opportunities, and skills training.
3. People reported a lack of information on the duration of CVA as a significant shortcoming, impacting on long-term planning and contributing to added anxiety.
4. A high proportion of people in Borno and Yobe reported being consulted on their needs, leading to improvements in delivery and giving the community leverage over vendors. In Adamawa, however, few people felt their opinion would be considered for CVA adjustments in practice.
5. Although a high proportion of people know how to make suggestions or complaints, few people actually do so in practice. People want more diverse means of consultation and an acknowledgement of their preferred complaints mechanisms as well as barriers to using such mechanisms.
6. People also raised concerns about third parties like voucher vendors and payment agents, whose behaviour can undermine the impact of assistance.
7. Lastly, people indicated that distributions close to the community, and increased security during distribution, made them feel safer, reduced overcrowding, and ensured that aid went to the intended recipients.

## Role of the Cash Working Group

---

Since 2017, the Inter-Sector Coordination Group's (ISCG) Cash Working Group (CWG) has been developing strategies and workplans to help increase the focus on coordinated approaches to CVA programming, as well as CVA scalability, alongside improved information management, capacity-building and advocacy.

An updated strategy and workplan will be released in 2023. In line with the latest development on cash coordination,<sup>29</sup> priority will be given to generating data and analyses in support of increasingly tailored CVA, inclusive of affected people's and communities' feedback. The CWG will enhance coordination among sectors to reduce the duplication of and/or gaps in assistance; support the adoption of common standards across the use of CVA and MPCA; integrate access to protection, including strengthening referral systems; and promote principled and predictable linkages with the Government social-safety-net mechanisms where feasible and appropriate.

In turn, this body of work will also ensure that linkages with AAP, gender, social inclusion and protection are further strengthened across the sectors, thereby promoting increased efficiency, effectiveness and accountability across the humanitarian response. In addition, the CWG will ensure that the use of MPCA, and other forms of CVA, are consistently tracked across the humanitarian response, and that information is visualized through quarterly dashboards to meet the needs of both partners and other stakeholders. Quality will be improved through training in collaboration with the CALP Network<sup>30</sup> and other specialized CVA agencies.

Lastly, the CWG will strengthen efforts to harmonize transfer values through the minimum expenditure basket analyses to leverage its collective bargaining power in negotiating competitive transaction fees with service providers.

## Overview of the Use of Multi-Purpose Cash (MPC)

---

In 2022, MPC partners transferred approximately \$4.9 million to assist an estimated 150,000 people (30,000 households). Building on efforts in 2022, MPC will continue to be the response modality in 2023. Of the \$1.3 billion requirement for the HRP, 40 per cent (\$527 million) is for CVA. Around 3 per cent (\$15 million) of the CVA financial requirement, comprising five projects, is for the MPC activities. As such, partners will continue to use MPC to address the critical needs of the IDPs and returnees.

In 2023, the CWG estimated that 2.74 million people in need of humanitarian assistance could effectively meet all or some of their needs with MPC in 43 LGAs,

including hard-to-reach areas where partners have assessed the feasibility and appropriateness of MPC. This number indicates a significant increase from previous years, largely due to more MPC partners joining to scale up the response and an increase in geographical coverage. MPC partners will target 87,500 extremely vulnerable returnees and IDPs in host communities and 162,500 extremely vulnerable new arrivals from inaccessible areas or IDPs in camps.

### **Multi-Purpose Cash Assistance Strategy**

MPC will contribute to 2023 strategic objectives 1 and 2 by enabling vulnerable IDPs and returnees to meet their basic needs and minimize reliance on

negative coping mechanisms. Partners will target IDPs, returnees in host communities and arrival centres, as well as newly displaced IDPs yet to be integrated into the regular sectoral response in camps. Based on lessons learned in previous years, newly displaced people in camps often had to wait for a protracted period before partners integrated them into the regular sectoral response. MPC will help to bridge the gap and reduce exposure to high-risk behaviours.

The CWG will continue to use the findings of the Joint Market Monitoring Initiative (JMMI) to adjust item prices in the Minimum Expenditure Basket (MEB) based on the MEB guidelines for north-east Nigeria. The MPC transfer value is \$187 per household (official exchange rate) as of December 2022 JMMI findings. Analysis shows that the average cost of living will continue to fluctuate in 2023, with vulnerable groups projected to survive on incomes significantly below the minimum cost of living (estimated at \$170) in Nigeria.

Within the context of the recent closure of camps in Jere and Maiduguri, MPC partners will explore ways to respond to the needs of people relocated to LGAs, including urban and peri-urban areas. These groups of people are currently not adequately reached with humanitarian assistance and protection. Often, the aid provided is piecemeal and not well-coordinated. The CWG will work with the ISCG to assess the needs of all four population groups – IDPs in and out of camps, returnees and host communities – and design a response that is appropriate to their needs as well as gender-responsive. The CWG and ISCG will advocate with the HCT and donors to mobilize resources to respond to those affected by the closure of camps.

### **Coordination**

In 2023, the CWG, through the monthly Joint Market Monitoring Initiative led by iMMAP and CVA partners, will continue to monitor developments in local markets, prices and purchasing – particularly in light of the ongoing economic stresses, inflation and currency redesign policy of the Federal Government – and will adjust the MEB accordingly. The group will also improve the evidence base, coherence and technical support for MPC through MPC feasibility assessments and analysis, and advocate with the HCT, ISCG and donors to increase funding for MPC.

The CWG will continue to harmonize transfer values through periodic updates of the MEB to amplify collective bargaining to negotiate competitive transaction fees with service providers. The CWG will coordinate with MPC partners and sectors to reduce duplication of assistance, support the adoption of common standards across the use of MPC, promote coordination and consistency, integrate access to protection, including strengthening referral systems, and promote principled and predictable linkages with the Government social safety-net mechanisms where feasible and appropriate. It will promote efficiency, effectiveness and accountability across the humanitarian response.

### **Monitoring**

In addition to supporting the enabling environment, the CWG will ensure use of MPC, and other forms of CVA, are consistently tracked across the humanitarian response through the response monitoring tool. The information will be visualized on the CWG's quarterly dashboard to meet stakeholders' information needs. The quality of the response will improve through training in collaboration with the Cash Learning Partnership (CaLP) Network, OCHA and other specialized CVA agencies, adapted to partners' needs. The CWG will update the Cash Common Donor Approach Group to promote awareness of activities and efforts to harmonize and collaborate among MPC partners.

### **Humanitarian Social Protection Linkage**

In 2023, the CWG will work closely with the Social Protection Working Group and relevant Government agencies, especially Nigeria's Social Investment Programme, to continue identifying opportunities to link humanitarian cash assistance and social protection. The CWG acknowledges the ongoing social protection activities, including conditional cash transfers implemented by partners across the UN, INGOs and national/local partners. This effort has created a window of opportunity that CWG partners can leverage as the eventual exit strategy for humanitarian activities. The CWG will encourage a joint session between the Social Protection Working Group and CWG to share information and identify areas of complementarity.



## 1.8 Risk Management

---

There are a multitude of risks that may affect the humanitarian operation. These include insecurity in the operating environment, the direct targeting of humanitarian personnel and assets by NSAGs, and the possibility of aid diversion to non-state groups or large-scale fraud or misappropriation of assistance. Stringent domestic and international legislation on anti-terrorism necessitates strong due diligence measures. In addition, any misconduct by aid workers, including sexual exploitation and abuse can make affected people, the Government, donors and Member States lose confidence in the response. These risks can potentially threaten the humanitarian operation.

Robust and transparent joint and individual organization risk management systems are paramount. This limits vulnerabilities to attack, abduction and diversion, and builds confidence that aid to vulnerable populations will not unintentionally support any party to the conflict. This is critical as the humanitarian community seeks to shift the perceptions of NSAGs to increase access and reduce the targeting of humanitarian actors and assets.

The HCT recognizes that any major incident of aid diversion or fraud could have serious consequences for the operation.

While individual organizations have their own risk-management systems, these will vary in scope and quality. As such, the establishment of a comprehensive and system-wide risk management system – or, at the very least, a Nigeria-specific guidance document on good practices – is a priority for the HCT. Modelled on good practice from comparable operations, this risk management system will feature minimum standards on monitoring, distributions, procurement, recruitment, logistics and accountability to mitigate risks. This would not only build the capacity of partners and limit their vulnerability to negative impacts, but simultaneously reinforce trust with key stakeholders, such as the Government and military. This could also reduce administrative and bureaucratic burdens on humanitarian partners. Finally, a comprehensive risk management system can improve accountability and the quality of assistance.



## Part 2: **Response Monitoring**

---

**NIGERIA**

Photo: IOM



## 2.1 Monitoring Approach

Monitoring is the primary accountability tool, ensuring that objectives and targets are met and that gaps in the response are identified. Regular monitoring and analysis of the response and evolving needs should also enable a reorientation and reprioritization of the operation, if there are significant shifts in needs or the context.

This year, monitoring will work at various and complementary levels, taking into consideration each sector's objectives, indicators, targets and outputs. Sectors will share monthly information on their partners' implementation towards targets, along with other pertinent information on the context, needs, gaps and the overall status of their response interventions. Sectors' information and data will be published in real time on HumanitarianAction.info<sup>31</sup>. Monitoring information will be periodically published through several information products and shared with, inter alia, operational partners, donors and the humanitarian leadership/HCT for decision-making. A Periodic Monitoring Report, covering all sector reporting and analyses, will be published three times a year.

Monitoring will consider gender, age, disability and protection lenses to identify specific needs and enhance the participation of girls, women, boys and men in the response through the creation of localized accountability frameworks in collaboration with relevant field-based stakeholders to provide localized monitoring and accountability. Humanitarian partners will undertake regular situational analyses and share critical contextual updates with all stakeholders, including the government, to address any critical issues as these may arise.

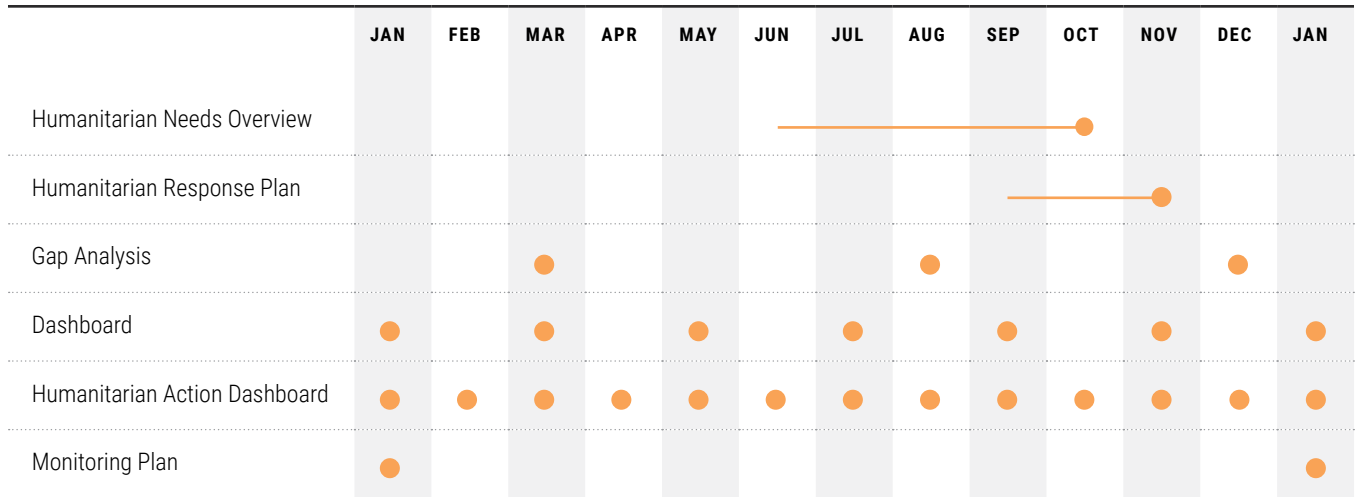
The ISCG will support monitoring in the following ways: consider available information in real time, reviewing

progress and operational focus; act as needed to keep implementation on track; advise on how to adjust to new developments, constraints and challenges; and ensure that actions and resources are channelled in a principled manner according to the most significant and urgent needs.

The HCT will regularly review progress towards the four Strategic Objectives of the HCT's 2022-2023 Humanitarian Strategy through a newly introduced Gap Analysis Tool. This tool is intended to address some of the monitoring and reporting issues identified in 2022. The tool compares the severity of needs with the response by each sector's partners, thereby showing gaps in the response against sectoral targets. The tool does not require additional data collection as it uses existing data sources, such as the dashboard, the 3Ws and other sector reports. The analysis is intended to support the ISCG and HCT in providing an analysis of whether targets are being met and whether adjustments to the response are needed. The tool can be further overlaid with, for example, access mapping to identify impediments and other factors affecting programme delivery.

Monitoring information will be periodically published through several information products and shared with operational partners, donors and policymakers for decision-making. The most up-to-date implementation data will be on <https://humanitarianaction.info><sup>32</sup>. Other vehicles include the 5W (who, what, where, when and for whom), the online Financial Tracking Service<sup>33</sup> and bimonthly Humanitarian Snapshots. The gap analysis, plus sectoral and intersectoral analysis, will be published in March, August and December.

### Humanitarian Programme Cycle Timeline





## Part 3: Sector Objectives and Response

---

### MALKOHI, ADAMAWA STATE NIGERIA

An IDP in Mokholi, Adamawa State sits in his shelter next to the equipment he uses to try to earn a living through fertilizing farmland.























Photo: OCHA/Christina Powell



## 3.1 Overview of Sectoral Response

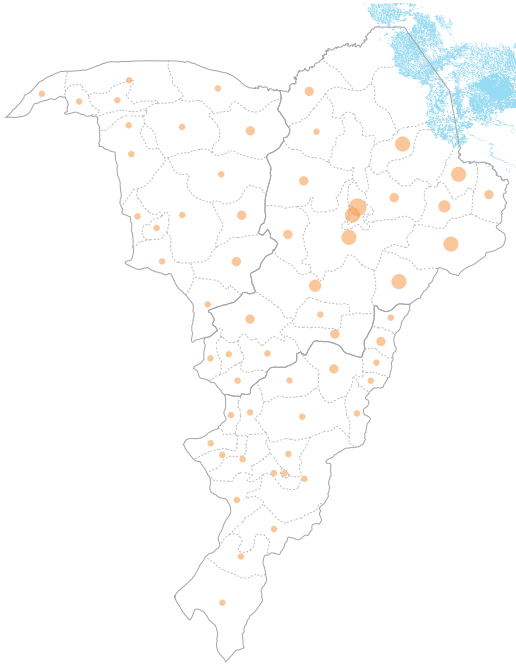
SECTOR	PEOPLE IN NEED 2023 VS 2022	PEOPLE TARGETED 2023 VS 2022 (AS OF DEC 2022)	PEOPLE REACHED 2022	REQUIREMENTS (US\$) 2023 VS 2022	RECEIVED (US\$) (FTS RECORDS AS OF DEC 2022)
Camp Coordination and Camp Management	↑ 2023: 2.3M 2022: 2.0M	↑ 2023: 1.6M 2022: 1.3M	1.08M (83% of target)	↑ 2023: \$28.7M 2022: \$18.3M	\$2M (11% of requirement)
Early Recovery and Livelihoods	↑ 2023: 3.4M 2022: 3.3M	↑ 2023: 0.34M 2022: 0.30M	65,000 (21% of target)	↑ 2023: \$74.7M 2022: \$59M	\$17.6M (30% of requirement)
Education	↓ 2023: 1.4M 2022: 1.9M	↓ 2023: 1.1M 2022: 1.2M	2M (166% of target)	↑ 2023: \$94M 2022: \$83.2M	\$10.1M (10% of requirement)
Food Security	↑ 2023: 4.4M 2022: 4.1M	↑ 2023: 4.4M 2022: 3.5M	2.6M (74% of target)	↑ 2023: \$470M 2022: \$451M	\$298M (66% of requirement)
Health	↑ 2023: 5.8M 2022: 4.9M	↓ 2023: 4.3M 2022: 4.4M	3.4M (79% of target)	↑ 2023: \$168.7M 2022: \$53M	\$54.9M (104% of requirement)
Nutrition	↑ 2023: 4.2M 2022: 3M	↓ 2023: 2.4M 2022: 2.5M	1.756M (70% of target)	↓ 2023: \$133.2M 2022: 144.3M	\$95.7M (60% of requirement)
Protection	↑ 2023: 4.6M 2022: 4.3M	↑ 2023: 2.2M 2022: 2M	2.3M (115% of target)	↑ 2023: \$104.9M 2022: \$76M	\$27M (36% of requirement)
Shelter and NFI	↑ 2023: 3.2M 2022: 2.9M	↑ 2023: 1.8M 2022: 1.7M	268,000 (16% of target)	↑ 2023: \$57M 2022: \$57M	\$33.8M (57% of requirement)
Water and Sanitation	↑ 2023: 5.1M 2022: 3M	↑ 2023: 3.1M 2022: 2.6M	2M (77% of target)	↑ 2023: \$113.3M 2022: \$102M	\$26.2M (26% of requirement)
Nigeria Overall	↓ 2023: 8.3M 2022: 8.4M	↑ 2023: 6M 2022: 5.5M	4.7M in 2022 (85% of target)	↑ 2023: \$1.3B 2022: \$1.1B	\$706.6M (62.7% of requirement)



SECTOR	FINANCIAL REQUIREMENTS (US\$)	OPERATIONAL PARTNERS	NUMBER OF PROJECTS	PEOPLE IN NEED	PEOPLE TARGETED	IN NEED TARGETED
Camp Coordination and Camp Management	\$28.70M 	15	16	2.25M	1.55M	
Coordination and Support Services	\$21.30M 	5	7	NA	NA	
Early Recovery and Livelihoods	\$74.73M 	32	34	3.44M	0.34M	
Education	\$94.00M 	28	28	1.38M	1.16M	
Emergency Telecommunications	\$1.60M 	1	1	NA	NA	
Food Security	\$470.20M 	15	18	4.35M	4.35M	
Health	\$168.765M 	21	24	5.75M	4.28M	
Logistics	\$26.47M 	2	1	NA	NA	
Nutrition	\$133.30M 	18	18	4.24M	2.44M	
Protection	\$104.92M 	47	61	4.57M	2.24M	
Shelter and NFI	\$56.70M 	8	8	3.21M	1.85M	
Water and Sanitation	\$113.30M 	29	31	5.06M	3.05M	
Multi Purpose Cash (MPC)	\$18.07M 					

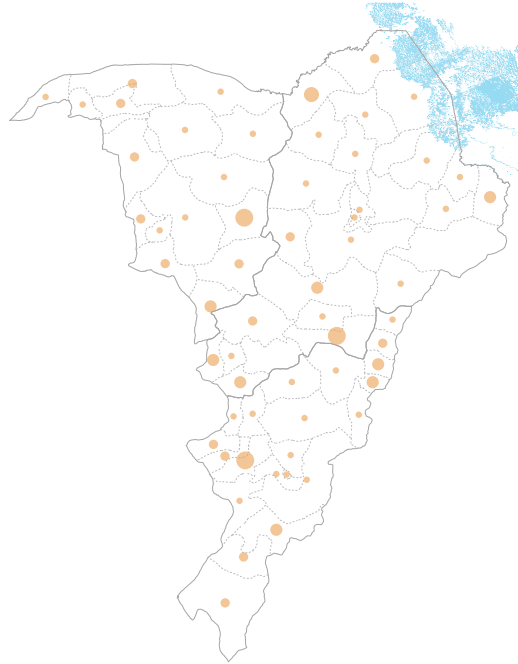
### 3.2 CCCM

PEOPLE IN NEED	PEOPLE TARGETED	REQUIREMENTS (US\$)
<b>2.25M</b>	<b>1.55M</b>	<b>\$28.70M</b>



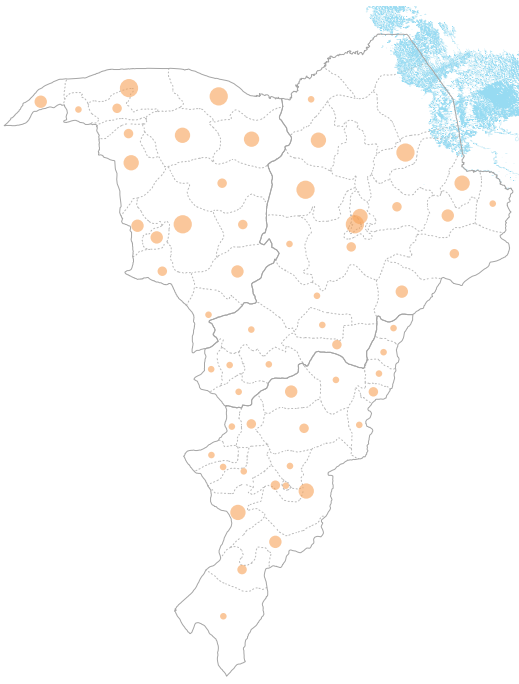
### 3.4 Early Recovery and Livelihoods

PEOPLE IN NEED	PEOPLE TARGETED	REQUIREMENTS (US\$)
<b>3.44M</b>	<b>0.34M</b>	<b>\$74.73M</b>



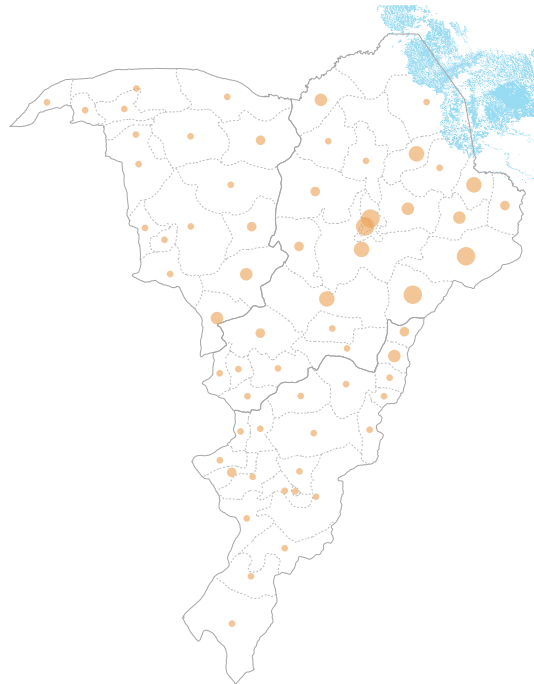
### 3.5 Education

PEOPLE IN NEED	PEOPLE TARGETED	REQUIREMENTS (US\$)
<b>1.38M</b>	<b>1.16M</b>	<b>\$94.00M</b>



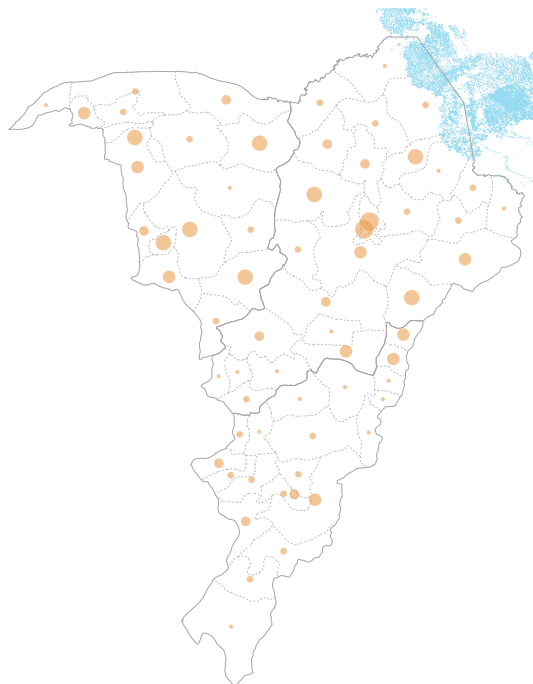
### 3.7 Emergency Shelter and Non-Food Items

PEOPLE IN NEED	PEOPLE TARGETED	REQUIREMENTS (US\$)
<b>3.21M</b>	<b>1.85M</b>	<b>\$56.70M</b>



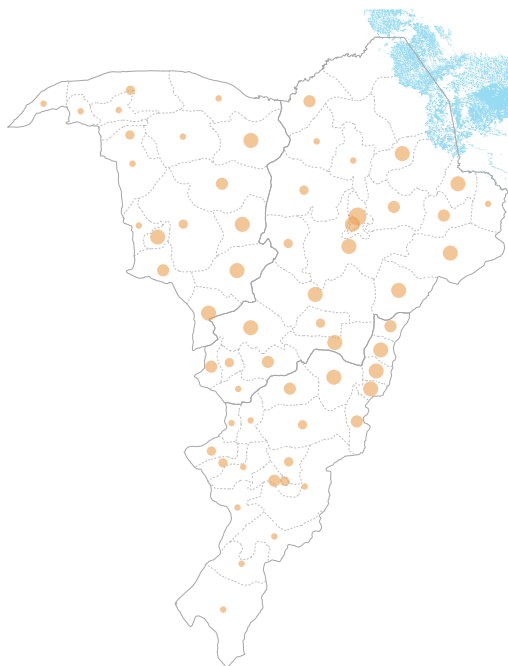
### 3.8 Food Security

PEOPLE IN NEED	PEOPLE TARGETED	REQUIREMENTS (US\$)
<b>4.35M</b>	<b>4.35M</b>	<b>\$470.20M</b>



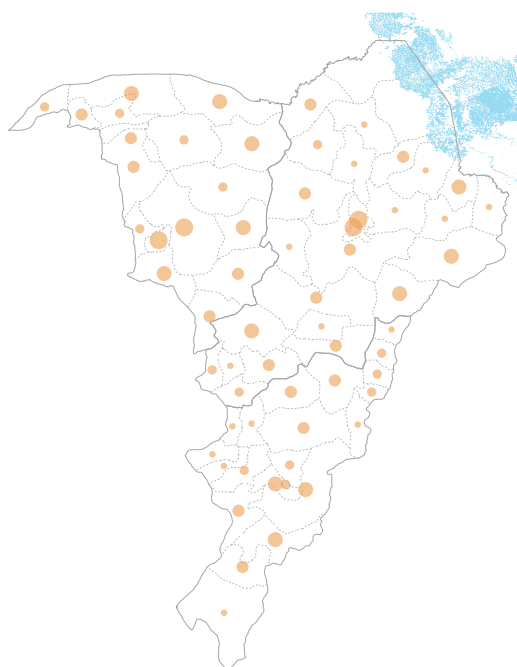
### 3.9 Health

PEOPLE IN NEED	PEOPLE TARGETED	REQUIREMENTS (US\$)
<b>5.75M</b>	<b>4.28M</b>	<b>\$168.76M</b>



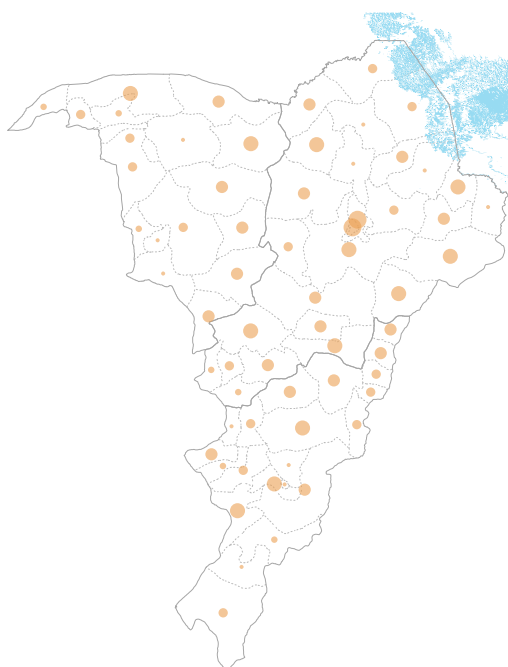
### 3.11 Nutrition

PEOPLE IN NEED	PEOPLE TARGETED	REQUIREMENTS (US\$)
<b>4.24M</b>	<b>2.44M</b>	<b>\$133.30M</b>



### 3.12 Protection

PEOPLE IN NEED	PEOPLE TARGETED	REQUIREMENTS (US\$)
<b>4.57M</b>	<b>2.24M</b>	<b>\$104.92M</b>

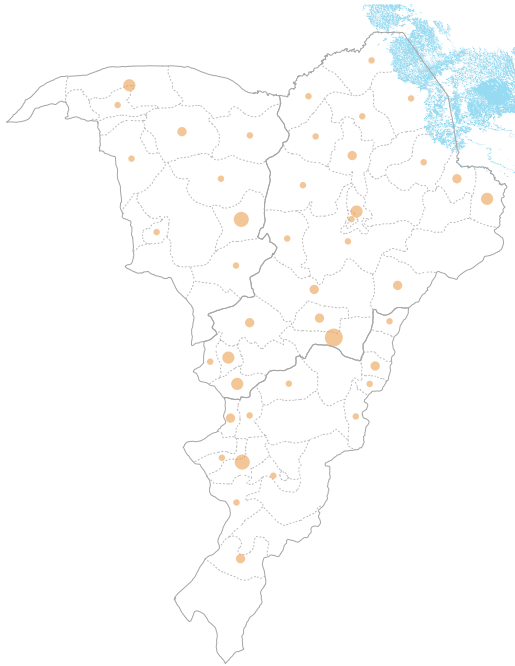


### 3.13 WASH

---

PEOPLE IN NEED	PEOPLE TARGETED	REQUIREMENTS (US\$)
<b>5.06M</b>	<b>3.05M</b>	<b>\$113.30M</b>

---



## 3.2

## Camp Coordination and Camp Management



PEOPLE IN NEED	PEOPLE TARGETED	WOMEN	CHILDREN	REQUIREMENTS (US\$)
2.25M	1.55M	0.3M	1.3M	\$28.7M
PEOPLE WITH DISABILITY	PARTNERS	PROJECTS		
65K	15	16		

### Objectives

The sector will focus on the following objectives:

1. Enhance displacement management in camps, areas of return, and out-of-camp sites to ensure equitable and dignified access to services, assistance and protection for IDPs through Camp Coordination and Camp Management (CCCM) responses.
2. Enhance resilience and improve the ability of communities and local partners to cope with displacement, and ensure local ownership and self-governance through inclusive participation, gender mainstreaming and engagement of displaced persons.

The CCCM Sector will embrace an integrated area-based approach to site facilitation and coordination in responding to the needs of IDPs and returnees in camps, camp-like settings and host communities across the BAY states.

The sector's interventions will aim to provide well-coordinated, planned and managed camp sites that address the gaps in IDPs' access to basic humanitarian services and daily needs, particularly for the most vulnerable. The sector will advocate for improved living conditions through community-led programming and field monitoring of protection risks

and concerns through safety audits and complaints and feedback mechanisms. In support of improved coping mechanisms for IDPs living outside of camps, the sector will increase its reach, targeting IDPs in host communities. They will receive a full or specific/tailored CCCM package response through out-of-camp services and community information centres. In addition, the sector will provide well-coordinated CCCM assistance through capacity-building, referrals and advocacy to reduce protection risks and strengthen accountability to affected people.

### Response

Of the 1.55 million individuals targeted for CCCM assistance, approximately 857,820 are IDPs living in camps, 461,936 are IDPs in host communities and 237,976 are returnees (including projected arrivals from extremely hard-to-reach areas). IDPs prioritized to receive assistance will include those affected by disaster, new arrivals, and individuals in reception centres. Based on the IOM Displacement Tracking Matrix (DTM) Round 41, around 53 per cent of IDPs are women and children. The sector will strive to give more support to the most vulnerable groups of people (including female-headed and child-headed families, older persons, single-parent families, and the 65,078 people identified as living with a disability) through service provider referral mechanisms and community empowerment interventions.





#### NIGERIA

IOM delivers urgent protection from weather elements, disease and other hazards by providing covered living spaces, essential household supplies and rehabilitation materials, both in camps and camp-like settings as well as in host communities.

Photo: OCHA/Damilola Onafuwa

The 2023 sector priorities will include better preparedness and contingency planning for displacement due to the ongoing conflict, harsh weather conditions such as flooding and fire outbreaks that damage and destroy livelihoods and property. Also key in 2023 is a designated partner response to cross-cutting issues that will be mainstreamed across all partner activities. Programming will include environmental rehabilitation and awareness; disability inclusion; protection mainstreaming with specific emphasis on GBV and PSEA; localization through capacity-building and agency pairing/shadowing of UN/INGOs with local NGOs and civil society organizations; COVID-19 responses; and improved accountability to affected persons through impact assessments of CCCM programming.

With planned and ongoing government-led camp closures, the sector will be able to re-organize, relocate or decongest camp sites whose residents have been relocated or returned to their areas of origin. This activity will be conducted in collaboration with the

National and State Management Agencies (NEMA/SEMA) and, where applicable, through multi-sector engagements. The sector intends to continue requesting usable land from the government in all locations identified for decongestion, such as Bama, Banki, Dikwa and Ngala.

CCCM partners will assist people in need through in-kind assistance, cash-and-voucher assistance (CVA) or a combination of both. The modality is determined by the principles of feasibility, effectiveness, efficiency, economy and safety. Working closely with displaced people and host communities, the sector and partners will strengthen site governance structures to empower affected people to organize and mobilize their communities, create tangible contributions to the delivery of assistance and make informed decisions.

#### Cost of response

The sector used a combination of project- and activity-based costing calculations to determine partners' capacity and the financial requirements of

the response. In the north-east, as a high-risk area, there are elements such as logistics and access that significantly drive up the costs. Funding requirements for CCCM activities stand at \$28.7 million, with cost-per-beneficiary ranging between \$18-28. Of the total funding requirement, 33.8 per cent is required for CCCM coordination activities and 65.8 per cent for site facilitation in camps and camp-like settings for the 1,557,732 IDPs targeted. The cost of the response is higher than in 2022 due to inflation, an increase in the number of LGAs (34 as opposed to 24 covered last year) and logistical challenges.

The sector covers 215 of the 305 camp sites in Borno, Adamawa and Yobe States recorded in the DTM. This is due to access limitations, insecurity and funding gaps. Of the 25 sector partners, 2 are UN agencies, 3 international NGOs, 18 local NGOs and 2 government agencies.

#### **Linkages with long-term recovery and/or development activities**

With camp closures and returns being a priority of the government and decongestion under way, the sector aims to improve living conditions and seek appropriate, durable solutions for IDP settlements. The sites for newly established decongestion zones will soon be used as well-designed urban housing. This approach

encourages social cohesion within the host community while providing beneficiaries with economic opportunities and building/construction skills. These newly acquired skills can be used once IDPs return to their areas of origin. The sector strategy of pursuing an area-based approach combined with mobile site facilitation will help the government and development actors to address longer-term development activities more efficiently in a number of LGAs. This can be achieved through working closely and coordinating with the government and other sectors.

#### **Monitoring**

The CCCM Sector will regularly monitor the situation by assessing the progress and scale-up of CCCM site facilitation responses across displacement sites (camps, camp-like settings and host community settlements). The sector will utilize monitoring tools such as 4/5Ws, site trackers, situation reports and flash reports. The indicators will be monitored monthly using data from partners. The sector will also plan training, frequent monitoring visits and partners assessments for field locations. The CCCM Sector relies on local staff, community volunteers and remote management to overcome the challenges of monitoring imposed by security-related restrictions. Mid and end-year reviews will also be conducted to inform sector partner decision-making and monitoring.

# 3.3 Coordination and Support Services



ORGANIZATIONS TARGETED	REQUIREMENTS (US\$)	PARTNERS	PROJECTS
104	\$21.3M	5	7

### Objectives

- Provide enhanced coordination services to ensure timely, effective and principled assistance and protection services to conflict-affected people.
- Support up-to-date and commonly shared situational awareness, analysis of needs, joined-up gap analysis, and monitoring of the humanitarian situation.
- Maintain humanitarian hubs to support inter-agency, multi-sector protection and assistance delivery in hard-to-reach conflict-affected areas.
- Deliver critical security support services to facilitate humanitarian assistance delivery.

### Response

The sector supports over 165 entities including UN organizations, NGOs, donors and government agencies. It will continue to support the Humanitarian Coordinator and Deputy Humanitarian Coordinator to ensure accountable and decisive leadership for the delivery of principled, timely and effective humanitarian action. It will maintain regular internal collaboration between the Humanitarian Coordinator, Deputy Humanitarian Coordinator and the HCT as well as external coordination on operational issues with relevant ministries, agencies and other government entities and mechanisms at national and state levels.

The sector will strengthen civil-military coordination mechanisms at federal, state and LGA levels to facilitate the movement of humanitarian aid to hard-to-reach locations and strengthen the implementation of

the access strategy and access constraints monitoring and reporting across the BAY states.

In deep-field locations, the sector will strengthen the 16 existing local coordination forums, and support platforms that promote partnerships, coordination and leadership for collective outcomes across the humanitarian and development community. It will maintain the nine existing humanitarian hubs in Borno State to provide secure and safe operating environments for aid workers.

The sector will continue to provide security risk assessments and security management, and liaise and collaborate with relevant actors on security matters.

The ISCG and thematic working groups will continue to facilitate operational coordination to mainstream cross-cutting concerns on gender, centrality of protection and PSEA. In line with agreed strategies and existing Inter-Agency Standing Committee guidelines to enhance the quality of the response, the sector will endeavour to ensure that response partners meet the specific needs of people with disabilities, and foster community engagement and accountability to affected populations.

To develop a better understanding of humanitarian needs and their evolution among response partners and stakeholders, the sector will facilitate collection and timely analysis of population data, including the MSNA, and develop specific analytical products.



#### MAIDUGURI/BORNO, NIGERIA

Bukar, 50, walks through the IDP camp in Maiduguri, Borno State where he lives and serves as the camp secretary. Photo: NRC/Samuel Jegede.

It will also offer language services to partners and communities to support two-way communication with affected people.

In collaboration with the Cash Working Group, the sector will identify and facilitate the coordination of multi-sector or joint programming, such as multi-sector or multi-purpose cash-transfer programmes and ensure strategic and streamlined cash coordination throughout the humanitarian response. It will also conduct cross-sectoral assessments and response analysis that considers the use of and informs decisions on cash and in-kind assistance or joint programming interventions.

The sector will conduct public and private advocacy to raise awareness of the crisis in the BAY states and the needs of the affected population, promote respect for international humanitarian law, and bring voices of crisis-affected people to the forefront. It will facilitate advocacy and fundraising campaigns or events

supporting HCT advocacy and resource mobilization efforts, including for the Nigeria Humanitarian Fund.

#### Cost of Response

In 2023, the sector comprises four partners, all of whom have adequate capacity to implement all planned activities, subject to the availability of resources.

Seven projects are planned for 2023, with a total budget of \$27 million. An activities-based costing method was used to estimate financial requirements based on the actual costs in 2022. Coordination activities, provision of accommodation and services at the humanitarian hubs, and ongoing security management are the main cost elements.

#### Linkages with long-term recovery and/or development activities

The sector will support the implementation of actions developed within the humanitarian-development-nexus framework, as agreed with the Government in 2018.

Sector lead agencies will be supported in identifying collaborative opportunities with development partners. It will continue to strengthen collaboration with the Federal Ministry of Humanitarian Affairs, Disaster Management and Social Development (FMHADMSD), the Northeast Development Commission, and the Borno State Agency for the Coordination of Sustainable Development and Humanitarian Response, the entities mandated to coordinate and develop humanitarian response strategies. The sector will work closely with partners and advocate that all actions consider the Government's development endeavours and strategies, such as the Borno State 25-year development framework and 10-year strategic transformation plan.

### **Monitoring**

Sector partners will regularly monitor and track progress towards HRP objectives as part of overall HRP monitoring. The sector will consolidate monitoring data and report progress against the HRP on behalf of the humanitarian community.

The sector will track, support and facilitate regular meetings of the HCT, OHCT, ISCG, Humanitarian Communication Working Group and the Assessment and Analysis Working Group (AAWG), Cash Working Group (CWG) and Accountability to Affected Population and Community Engagement Working Group (AAP/CE WG). Issues relating to aid workers' safety and security, operational access, civil-military coordination, and advocacy for humanitarian funding will be tabled in these forums for discussion and resolution. Local coordination groups' monthly meetings will also be tracked to generate information on gaps and challenges in the humanitarian response and advocate for action by relevant actors. To gather evidence of humanitarian needs, the sector will facilitate multi-sector needs assessments across accessible LGAs in the BAY states as well as initial rapid needs assessments when required. It will also track occupancy in the humanitarian hubs, perform security briefings, and assess and analyse security risks.



## 3.4 Early Recovery and Livelihoods



PEOPLE IN NEED	PEOPLE TARGETED	WOMEN	CHILDREN	REQUIREMENTS (US\$)
3.44M	0.36M	0.2M	0	\$74.7M
PEOPLE WITH DISABILITY	PARTNERS	PROJECTS		
3K	32	34		

### Objectives

In 2023, nearly 3.5 million people are identified to be in need of Early Recovery and Livelihoods (ERL) interventions across the BAY states. The ERL Sector identified over half a million out-of-camp IDPs (503,496 people) whose needs are not being sufficiently met. The sector estimates over 2.1 million people in host communities need support, as well as most of the 830,236 returnees (2022 MSNA).

Gender affects vulnerability and access to assistance – and should therefore be addressed as a priority. Evidence shows women and girls continue to bear the brunt of the impact of 13 years of conflict and serial exposure to violence and insecurity. They experience more profound difficulties within the context of the fragmentation of households, demoralization, and rampant sexual and gender-based violence (SGBV).

### Response

The sector has identified those in the most critical need of assistance based on the findings of the 2023 MSNA as well as seasonal and/or other types of threat (e.g., continued IDP camp closures and government-led relocations and resettlements). A severity scale (1-5) was developed, to prioritize areas/LGAs for ERL interventions. Eight LGAs were identified as level-5 areas, requiring time-critical assistance. A further 31 LGAs were categorized as level 4 areas and 19 as level

3. The sector will encourage partners to prioritize the implementation of activities for the target groups and in LGAs with the severest needs.

### Cost of Response

The main drivers of costs for the sector's activities and projects derive from the extremely weak and fragile economic landscape, as well as numerous external factors, such as rising inflation, which has increased, among other things, the cost of fuel, the cost of living and prices in the food basket. Insecurity and consequent access restrictions also contribute to the increase in the cost of products. Access restrictions forces producers to take alternative routes that take longer to deliver their goods, which increases transportation costs. The limited access to farmland as a result of the conflict has also increased the price of agricultural goods which, in turn, increases prices in the food basket.

It is difficult to assess the impact of sustained and increasing inflation over time in Nigeria (due to a lack of reliable data), but the dramatic rise in prices has had a significant impact. In 2023, the sector will allow room for flexibility in budgeting, including maximizing the number of framework agreements it puts in place with suppliers.



**ADAMAWA STATE NIGERIA**

Evelyn uses her tailoring skills to earn an income following a training provided by the Hope And Rural Aid Foundation (HARAF) in Adamawa State.

Photo: OCHA/Christina Powell.

In reviewing partner’s project proposals, the following criteria were used:

1. Projects must provide value-for-money: economy, efficiency, effectiveness and equity.
2. Partners must have more than one source of funding to avoid financial dependence on a single donor.

**Linkages with long-term recovery and/or development activities**

The ERL Sector is uniquely positioned as the main sector working towards strengthening the implementation of both the humanitarian-development-peace nexus and enhancing and strengthening the linkages across multiple sectors of the response. As such, all the sector’s activities for 2023 aim to transition towards the development phase, while addressing both wider structural issues and people’s vulnerabilities. In 2023, the sector’s response will focus on 1) cash-for-work, 2) livelihoods, employment and income-generation, 3) governance restoration/

government capacity-building, 4) social cohesion, and 5) basic infrastructure rehabilitation/construction.

Beyond the HRP, the sector’s activities are in line with the 2030 Agenda and the Sustainable Development Goals, supporting the Government of Nigeria in meeting its long-term development aspirations.

**Monitoring**

In 2023, the sector will use three indicators for monitoring partners’ response and implementation: (1) percentage of households adopting negative coping mechanisms due to lack of income and/or resources; (2) percentage of households with no livelihood assets; and (3) percentage of households without access to functional basic facilities and infrastructure.

The 5Ws and sector/partner surveys and assessments will be used to monitor the response progress. Analysis will be disaggregated by age, gender and disability in the reporting. In addition, the sector actively contributes to the needs monitoring tool developed by the DTM.

## 3.5 Education



PEOPLE IN NEED	PEOPLE TARGETED	WOMEN	CHILDREN	REQUIREMENTS (US\$)
1.38M	1.16M	0.6M	1.1M	\$94.0M
PEOPLE WITH DISABILITY	PARTNERS	PROJECTS		
166K	28	28		

### Objectives

In 2023, the Education Sector aims to reach 1.12 million children, youth, teachers and other education personnel through the fulfilment of three main objectives:

1. Ensure increased access for conflict-affected boys and girls to inclusive, quality, basic education and vocational skills opportunities within a safe learning environment.
2. Ensure students receive quality and conflict-sensitive educational services to enhance their learning and resilience. The Education Sector aims to provide quality and improved learning conditions to targeted school-aged children, in collaboration with the CCCM and WASH sector, and in line with national and international standards (INEE, Sphere), to build resilience and respond to sudden onset emergencies and rapid displacements.
3. Increase and maintain the capacity of Government Ministries, Departments and Agencies (MDAs), and communities to plan and deliver timely, appropriate and evidence-based education-in-emergencies responses.

These three objectives will address the problem of school absenteeism among IDPs, returnees and host community members in the BAY states. The sector

will focus on the continuity and quality of education through activities such as teacher training and the distribution of teaching and learning materials. These objectives will contribute to greater inclusivity for all vulnerable groups of children and increase safety in and around learning spaces (schools, temporary learning spaces), particularly for women and girls who make up 53 per cent of the target population. The sector works closely with the Ministry of Education to make sure the education-in-emergency response is part of national and state plans.

### Response

The Education Sector will collaborate with the Ministry of Education on the intervention strategy. The response will focus on increasing access to informal and vocational skills opportunities required to address the multifaceted learning needs of children who have had years of disrupted learning. This will include catch-up classes, accelerated learning programmes, vocational skills, MHPSS interventions and pathways back to inclusive, gender-responsive and age-appropriate formal education.

The response prioritizes the most deprived population groups in geographical areas with high severity of needs – i.e., girls and boys, teachers, other educational personnel, learning facilities and educational thematic





#### MAIDUGURI/BORNO, NIGERIA

During the COVID-19 pandemic outbreak in 2020 when all schools were closed, UNICEF Nigeria collaborated with SUBEB to start the UNICEF Radio Hub where students can learn school subjects from teachers through Radio Learning Programmes in Borno.

Photo: OCHA/Damilola Onafuwa.

areas that are disproportionately underserved. This includes the majority of out-of-school children that have been internally displaced, often more than once, and/or children living in communities or displacement sites where there are little to no education services available.

The sector urges investment in innovative informal or formal education modalities (remote, blended and self-learning) for both in- and out-of-school children, especially when access to classrooms and temporary

learning spaces (TLS) is limited due to disease outbreaks and/or seasonal risks (such as flooding). Formal schools that accommodate displaced and returnee students directly – through staged returns or bridging classes – will be supported to provide conducive learning environments for host, IDP and returnee students. Classrooms will be rehabilitated or constructed, and equipped in coordination with the Ministry of Education and State Universal Basic Education Boards and in line with government and education-in-emergencies minimum standards.

The Education Sector will build on the existing education system and school structure, with the aim of strengthening its capacity, encouraging government-led initiatives to mainstream minimum standards for safe schools within educational programming. Efforts will be made to operationalize the Safe School Declaration and create a sense of safety for learners to encourage them to stay in school, improve their learning outcomes, and ensure they benefit from the life-saving services education provides.

The Education Sector will respond to the emergency in an integrated manner, collaborating with relevant sectors to maintain a resilient education system (i.e., collaboration with Child Protection to ensure teachers are equipped with safeguarding and essential child protection skills that enable them to recognize and respond to distress, and refer children in need to appropriate service providers). The Education Sector will pilot a number of initiatives, including protection activities in schools, with a specific focus on the prevention of abuse and exploitation of girls to minimize this as a dropout factor.

The sector puts mental health and psychosocial support interventions at the heart of the response as a sense of safety and well-being is key to students achieving learning outcomes and teachers ensuring a fostering learning environment. Working closely with the WASH, Health and CCCM Sectors, the Education Sector will aim to mitigate the negative impact of flooding, waterborne disease outbreaks, and school occupation on affected communities.

### **Cost of response**

Nigeria has experienced a vast increase in market costs this year due to the economic crisis, insecurity, the rise in transportation costs and rampant inflation. This has deeply impacted the response. Construction equipment, learning materials and other education-related kits have doubled in price. The cost of renovating/constructing a TLS and/or classroom has ballooned, with significant variations depending on location.

In response to the COVID-19 pandemic, the Government and its partners have developed a remote education programme. This modality is now used to respond in areas where education is still under threat or where other access challenges persist, such as flooding and cholera outbreaks. This approach has increased the cost-per-child as it requires technology such as radio, Mp3 and USB support to implement this approach.

In 2023, the sector is targeting 1.1 million children in the BAY states. It needs approximately \$94 million to make sure the target is fully covered through existing capacities. During the partner project review process, the Education Sector considered the cost of each child to be between \$85 and \$100, depending on the project location and the type of activities. All projects will be aligned to the sector's cost-per-child methodology, with flexibility for exceptional situations.

### **Linkages with long-term recovery and/or development activities**

In the BAY states, the Education Sector is a full member of the Education Development Partner Group and will make sure that all plans and strategies are aligned with development interventions.

The sector will continue to bridge the gap between humanitarian and development response efforts by exchanging data and lessons learned. For this purpose, the sector will increase efforts to support long-term education programmes, supporting renovation and construction of permanent or semi-permanent schools, where possible. It will scale up efforts to strengthen the education system by supporting government-led initiatives. The Government is leading the sector at the state and national levels with substantive support from its partners.

In 2023, the sector will look to Government actors for increased leadership in the provision and coordination of education-in-emergencies responses. To further the linkages with the development response, the sector will work with the government to highlight the need for development funds to integrate the emergency response into a more nexus-based approach.



## Key Indicators

### Provision of:

- continuous access to alternative basic education models (Integrated Qur'anic education and accelerated learning programmes, etc.) to conflict-affected boys and girls (3-17 years)
- access to education through a learning centre/ school for conflict-affected out-of-school boys and girls (3-17 years)
- temporary learning spaces and construction/ rehabilitation of classrooms
- learning supplies including Early Child Development kits
- psychosocial training to teachers
- training on improved teaching and learning approaches to teachers
- training on school-based management to members of the School-Based Management Committee (SBMC)

## Monitoring

The sector will keep monitoring the education response through the 5W matrix. This tool is used by partners in the field to collect data on a monthly basis, which is

then sent to the Secretariat for cleaning, analysis and reporting purposes. The sector will use the analysis to identify gaps and needs, as well as the coverage of locations, and adapt the response accordingly.

Monthly joint visits will be organized with Government representatives at LGA and state level to ensure all sector leaders have a common and consistent understanding of the situation in the field. These joint visits will be strategically planned and focused on hotspot LGAs where the education authorities are often absent.

In collaboration with other sectors (WASH and Child Protection), the sector will conduct surveys on cross-cutting issues to develop a collective understanding and integrated response at the school level.

During monthly and project-based review meetings, the Education Sector will assess the progress of the education response through different reports.

## 3.6 Emergency Telecommunications



ORGANIZATIONS TARGETED	REQUIREMENTS (US\$)	PARTNERS	PROJECTS
104	\$2.0M	1	1

### Objectives

The Emergency Telecommunications Sector (ETS) will provide reliable communications services to humanitarians in Borno, Adamawa and Yobe states, enabling a more effective and safe response and, ultimately, saving more lives. ETS services will continue to enable humanitarians to carry out their activities more efficiently in locations where local services are either unstable or non-operational.

In 2022, the ETS collaborated closely with its partners, notably UN agencies and INGOs, to ensure coordinated assistance to the whole humanitarian community.

Throughout 2023, the ETS will focus on the following objectives:

1. Continue to provide coordination and information management services to guarantee a consistent response and reduce duplication of effort. The ETS will attend key sectors' and/or ISCG meetings and will continue to host ETS coordination meetings in Maiduguri. Meeting minutes and updated ETS information products, such as dashboards, situation reports, infographics and operational documentation, will be created and distributed to global and local partners in a timely manner. These resources will also be provided on the ETC Cluster platform's Nigeria web page.<sup>41</sup>
2. Maintain Internet and security telecommunications services in the ten humanitarian hubs across Borno, Yobe and Adamawa states currently covered by ETS. In 2023, the sector will continue to provide security telecommunication services to the metropolitan regions of Maiduguri, Damaturu and Yola. The sector's Internet connectivity and security communications services will be maintained at humanitarian hubs in Bama, Banki, Damasak, Dikwa, Gwoza, Maiduguri, Monguno and Ngala.
3. The ETS intends to adopt a hybrid power solution to ensure ETS services are available 24 hours a day, seven days a week, and a plan to upgrade the current hybrid power-supply solution to ensure ongoing ETS service provision at humanitarian hubs. The aim is to supplement the existing solar backup system for ETS VHF radio infrastructure and to overcome fuel shortages affecting generator power supply at the hubs, in addition to securing an environmentally friendly power source.
4. Maintain capacity-building programmes for humanitarian actors and their government colleagues. On a demand basis, the ETS will give training on security telecommunication processes to the entire humanitarian community to enable them to make effective use of the ETS security telecommunication services. Technology-based training and capacity-building activities will also be provided in partnership with the sector standby counterparts and humanitarian partners.
5. Assess the affected population's communication needs to support them to make informed decisions, under a new initiative to improve information dissemination systems in the IDP camps in north-east Nigeria and enable technology for communities.
6. ETS will be developing an on-demand mobile data connectivity solution for use in remote regions with no hub or Internet access. This could be utilized for ad hoc activities conducted by the UN and NGOs in these locations, as well as for assessments of security or programme needs.

## Response

The ETS, as a standard service sector, provides shared Internet and security communications services to the entire humanitarian community including UN agencies, and local and international NGOs. Emergency telecommunications services help to ensure the safety and security of humanitarian actors working in high-risk regions in the BAY states. ETS services were utilized by 3,579 humanitarians from 109 humanitarian organizations in 2022, and the ETS trained 265 humanitarians. In 2023, a minimum of 3,500 humanitarians from 110 humanitarian organizations will require Internet connectivity services to conduct life-saving actions in the field. Partners will also continue to require training and/or other types of technical support.

ETS anticipates an increase in the need for Internet connectivity and security communications as a result of the ongoing flood response operations, and post-COVID-19 pandemic-affected population relief activities, as the crisis has resulted in the deployment of more humanitarians to assist in field locations.

Following a joint ETS, UNDSS, UNOCHA and {TESS+} site assessment in Damboa, the ETS and partners will strengthen security communications for humanitarians there by establishing a VHF radio network for use by the UN and I/NGO community and facilitate VHF air-band radios for UNHAS to use as a means of ground-to-air communication with helicopters to assist humanitarian operations. This activity will be critical to support the safety and security of humanitarian responders in Damboa, who currently have no access to secure radio services.

Following a needs assessment, the ETS is implementing a Public Announcement System service in the IDP camp in Bama in 2023 to ensure communities have access to information on humanitarian assistance including food registration, water distribution schedules and security incidents. This project will serve as a pilot for other sites.

## Cost of response

Approximately 45 per cent of the \$2 million budget will be spent on information technology and

telecommunications equipment, as well as recurring costs for telecommunications services. The remaining budget is allocated to the workforce, administrative implementation, and direct and indirect support expenditures. The ETS use the project-based methodology to calculate the budget.

## Linkages with longer-term recovery and/or development activities

In 2023, the ETS will seek to recruit and transfer knowledge to local ETS personnel to ensure long-term continuity of services and prompt supply of essential additional expertise.

The ETS will continue to strengthen the capacity of local information and communications technology (ICT) players as well as their counterparts and explore local partner capacity to lead service provision and implement a cost-recovery model to maintain services beyond the emergency response plan.

As the ETS in Nigeria is still in the deployment and maintenance phase of the project, the team will continue evaluating the needs on the ground to propose an appropriate date to start its transition strategy. This will be accomplished through strengthening the collaboration mechanisms of humanitarian partners and government agencies involved in the humanitarian response, to better prepare for future crises.

## Monitoring

The ETS will conduct frequent field missions, participate in relevant sector meetings, and organize dedicated ETS local working group meetings in Maiduguri (Borno State) to track and respond to evolving situations. The sector will also conduct a user-friendly satisfaction survey to elicit feedback from humanitarians on the ETS services provided, with a baseline target of 80 per cent user satisfaction.

ETS also has several dashboards that aid remote monitoring of its services in real time. This helps the team to swiftly respond to issues that arise and adjust services accordingly.

## 3.7 Emergency Shelter and NFI



PEOPLE IN NEED	PEOPLE TARGETED	WOMEN	CHILDREN	REQUIREMENTS (US\$)
3.21M	1.85M	0.4M	1.0M	\$56.7M
PEOPLE WITH DISABILITY	PARTNERS	PROJECTS		
37K	8	8		

### Objectives

Around 41 per cent of IDPs, returnees and host community members in the BAY states continue to reside in overcrowded, dilapidated, poorly constructed shelters with limited access to non-food items (NFIs). As a result, households increasingly resort to negative coping mechanisms, leading to serious protection concerns and health impacts. Budgetary constraints, land access challenges and NFIs that are damaged or have exceeded their lifespan, all contribute to a lack of privacy and protection, especially for children, women and persons with disabilities.

The Shelter/NFI Sector's objectives for 2023 are to:

1. Provide life-saving shelter/NFI assistance through timely delivery of emergency shelter solutions to respond to the immediate shelter needs of affected people while minimizing the negative impact on the natural environment.
2. Enhance the delivery of reinforced/transitional/permanent shelters, repair systems and NFIs to build resilience and move towards durable and greener shelter solutions for affected people.
3. Ensure IDPs and host communities are protected from environmental hazards and impacts (including notable climate change effects and flooding) and further support security of tenure.

In line with improving the living conditions of the affected population, the sector will also prioritize the decongestion of IDP sites, where feasible, to mitigate or reduce the risks of disease outbreak, fire and protection-related incidents.

To mitigate the risk of tension and/or conflict between displacement and host communities, the sector will target 5 per cent of vulnerable populations in host communities, including female- and child-headed households, older persons and people with special needs.

### Response

The sector will continue collaborating with its 15 partners and other stakeholders, including affected people, to assess needs and capacities and allocate resources. It will:

- Provide emergency shelters through in-kind kits or cash or vouchers
- Rehabilitate existing buildings and establish rental strategies
- Distribute shelter repair kits, upgrade/reinforce emergency shelters using an environmentally friendly approach
- Provide durable/transitional shelters to enhance adequate physical living space
- Allocate standard and improved NFI kits.



#### **DIKWA, BORNO STATE NIGERIA**

Aiso, 30, stands with her baby Mohammed outside the new house she received through a Mercy Corps shelter programme in Dikwa, Borno State.

Photo: OCHA/Christina Powell

The geographical distribution of populations and severity of need will guide beneficiary selection and prioritization. The total target is 1.8 million people (17 per cent men, 22 per cent women, 26 per cent boys, and 28 per cent girls). The response strategy will prioritize support for the critical emergency needs of newly displaced people, usually a makeshift shelter, and people requiring protection from seasonal events like fires, floods and related environmental hazards.

Sector partners will use locally available casual labourers and materials to tackle access, procurement and environmental challenges, following an analysis of market supply capacities and impacts to determine the sustainability of local resources. This approach also aims to instil a sense of self-reliance and resilience.

Protection from sexual exploitation and abuse (PSEA) training and sensitization for staff, volunteers and local labourers participating in the sector response will be provided to prevent and mitigate risks of GBV and SEA. Shelter design and construction will mainstream

protection concerns, including the provision of partitions and locks to ensure privacy and the health and safety of beneficiaries.

#### **Cost of response**

In 2023, the Shelter/NFI Sector requires \$56.7 million to reach 1.85 million people (\$31.2 million for shelter and \$25.5 million for NFIs). The response cost has increased significantly due to currency fluctuations, a rise in the price of materials and transportation, insecurity and access challenges.

The substantial gap in the Shelter/NFI response is due to the continuous movement of IDPs, with new arrivals and returnees settling in dispersed locations with inadequate shelters and NFI provisions. Additionally, most of the NFIs provided to existing populations are worn-out, lost or damaged. The limited funding received in 2022 meant that the sector was unable to address these gaps.



Criteria for selecting partner projects include their capacity to deliver, project costs, environmental considerations, use of locally available materials and labour, and consideration of age, gender and diversity in programming and interventions.

#### **Linkages with long-term recovery and/or development activities**

In collaboration with the government, the sector will prioritize the decongestion of overcrowded camps and the adoption of well-integrated site plans. This is crucial given that many of the camps have existed for over ten years and are unplanned and congested, exposing both IDPs and host communities to a range of risks, including disease outbreaks. Decongesting settlements improves social cohesion in displacement areas and reduces pressure on the natural environment and resources while enhancing government capacity to manage the impact of displacement through organized and coordinated settlements.

Furthermore, the approach prioritizes durable/transitional shelters and semi-permanent structures designed to use locally available materials that beneficiaries can use to improve their shelters rapidly. Encouraging the use of local labour is also part of the sector response. IDPs and host communities will acquire or refine skills to help them generate income both at present and in the longer-term as part of efforts to move towards durable solutions.

The sector also aims to provide Housing-Land-and-Property (HLP) support for affected people to help them obtain durable shelter solutions and secure tenure, allowing them to remain safe while transitioning to longer-term shelter arrangements.

#### **Monitoring**

The sector will continue monitoring for emerging needs, regularly assess the situation and conduct risk analysis for the affected population and vulnerable individuals. This will be done through tools such as site trackers, DTM assessments, field assessments and site visits; market assessments to update rental rates and the cost of shelter materials and NFIs; quarterly fund mapping; pre- and post-construction or distribution monitoring reports; joint monitoring exercises by the technical working group and annual reviews to evaluate the response's performance, technical quality and efficiency.

Sector partners will be encouraged to engage all community groups throughout the project implementation cycle, including project planning and monitoring, with particular attention to the needs of women, children, older persons, persons with disabilities and people with special needs.

# 3.8 Food Security



PEOPLE IN NEED	PEOPLE TARGETED	WOMEN	CHILDREN	REQUIREMENTS (US\$)
4.35M	4.35M	1.6M	0.6M	\$470.0M
PEOPLE WITH DISABILITY	PARTNERS	PROJECTS		
65K	15	18		

### Objectives

Without urgent action, 4.4 million people will face hunger at the peak of the 2023 lean season (June to August) in the BAY states, according to the October 2022 Cadre Harmonisé (CH). Among them, about 4,000 will face catastrophic (phase 5) levels of food insecurity, with about 600,000 others facing emergency (phase 4) levels.

### Sector Objectives

1. Improve access to timely and appropriate food assistance for the most vulnerable crisis-affected people, including fuel and energy support, to meet the most immediate food needs.

Of the 4.4 million people projected to be food insecure, 31 per cent are girls, 27 per cent boys, 22 per cent women and 20 per cent men, categorized as IDPs in camps (8 per cent), IDPs out of camps (10 per cent), host community members (69 per cent) and returnees (13 per cent).

2. Strengthen the resilience of crisis-affected people by re-establishing, improving and diversifying key agriculture-based livelihoods (including crop production, livestock, fisheries, forestry, and natural resources management).

Despite continued conflict, there are opportunities to increase resilience, including in crop, livestock and fisheries production, where conditions permit. This includes areas where access to land for agricultural production has increased since 2020 (such as Jere, Kaga, Damboa, Askira/Uba, Chibok, Dikwa, Monguno, Gubio, Mobbar and Magumeri LGAs), according to satellite imagery and various government and non-government reports.

3. Strengthen timely, coordinated and integrated food security analysis and response to enhance local capacity and collaboration with other sectors and sectoral interventions.

Through coordination meetings, the Food Security Sector will avoid duplication, ensure joint intersectoral assessments, analyses and accountability, and incorporate cross-cutting issues in humanitarian-development-peace nexus programming.

### Response

Food Security Sector partners will prioritize assistance to LGAs with the most vulnerable groups, targeting people in Food Security Crisis Phases 3 to 5. Of these, 47 per cent are in Borno, 30 per cent in Yobe and 23 per cent in Adamawa. They will include contingency planning for new arrivals of IDPs and/or returnees



**GUBIO/BORNO, NIGERIA**

A female farmer and beneficiary of a solar irrigation facility constructed by UN Women harvesting vegetables on her farm in Gashua.

Photo: UN Women/Marian Roberts

(whose numbers have increased since 2021) through cash-and-voucher assistance (CVA) preparedness, prepositioning of food supplies in key locations, regular monthly food assistance, and scale-up of the response at the peak of the lean season.

Partners providing CVA food assistance will add 2,000 naira per month per household to the food basket transfer calculation for cooking fuel to maximize nutrition intake and minimize protection and health

risks and environmental hazards, largely affecting women and girls looking for and using firewood.

Partners will scale up agricultural livelihoods to boost food production, nutrition, income and cash-for-work activities at both community and household level to support asset rehabilitation and enhance livelihood recovery across the BAY states.



Due to funding gaps, 2022 saw the lowest deliveries of agricultural livelihoods support in the three states, despite increased access to land since 2020. In 2023, the Food Security Sector will continue to advocate for increased access to agricultural land and investment in livelihoods support (resilience). The implementation of agricultural livelihood activities will be conducted in coordination with the Early Recovery and Livelihoods (ERL) Sector to avoid duplication.

Significant gaps in resilience have been identified as a key cause of protection-related challenges in the response. The Food Security, Protection and ERL Sectors will strengthen operational linkages – e.g., for the clearance of land contaminated by explosive hazards to help civilians safely access livelihood opportunities and efforts to fast-track the distribution of fertilizer by the Ministry of Agriculture.

Food Security Sector partners will coordinate with other sectors to ensure cross-referrals, such as from protection monitoring and risk assessments. This will build on key cross-sectoral activities, such as the multi-sectoral lean season scale-up and trainings delivered in 2022 on mainstreaming protection and gender. The sector will also link with the Nutrition Sector to support household production and market access to nutritious foods through kitchen gardening, small livestock and poultry rearing, vouchers, etc.

### **Cost of response**

For 2023, the Food Security Sector requires US\$ 470 million to reach 2.5 million and 2.3 million people in need of food assistance and agricultural livelihoods, respectively. The sector's funding requirement is based on activity-based costing, with per capita costs of US\$18.2 and US\$230/household; for food assistance and agricultural livelihoods, respectively.

In 2023, as in 2022, the cost of the response remains high due to access constraints, including rampant insecurity, poor road conditions, particularly in the rainy season, and inflation. According to the WFP October 2022 Monthly Market Monitoring report, the annual inflation rate in Nigeria increased for the ninth straight month to 21.09 per cent, from 20.77 per cent in September. Additionally, the cost of a food basket

in Maiduguri Metropolitan Council and Damaturu increased by 23 per cent and 48 per cent respectively, compared to the same period in 2021, and increased by 84 per cent and 71 per cent respectively, compared to the same period in 2017.

### **Linkages with long-term recovery and/or development activities**

The Food Security Sector will support BAY State governments in updating their respective 2023-2025 food security strategies, adapting these to the evolving context (e.g., increased returns, improved access to land, rising inflation, reduced funding). The strategies build on ongoing twin-track food assistance and livelihoods assistance programmes, and leverage existing early recovery and reconstruction initiatives, anchored in state-level plans such as the Borno State 25-year Development Plan, Adamawa State Agribusiness Programme and Yobe State Agriculture Development Plan.

The sector will also link humanitarian food assistance to other non-government recovery and development programmes, including the ERL sector's 'stabilization programme' among others. Through its Agriculture and Livelihood Working Group, Safe Access to Fuel & Energy Working Group, and Livestock and Fisheries Working Group, the Sector will support partnerships to improve natural resource management, address challenges related to climate change, strengthen early warning systems, promote forecast-based financing, enhance business literacy and value chains, and learn from best practices from other countries to go beyond asset creation.

The sector and its partners will continue to build the capacity of government departments in critical areas, including integrating AAP, protection, gender and risk analysis into food security programming and monitoring.

### **Monitoring**

The Food Security Sector will continue to support the CH process in March and October and continue regular post-distribution and food basket price monitoring to ensure CVA remains relevant, adjusting transfer values and/or modalities as necessary.

As cash programming increases in the north-east response, a Cash Dashboard will help better understand the CVA implementation.

Monthly tools include the Food Security Sector's Dashboard, a Partners Presence Map, and a Gap Analysis identifying food-insecure areas and actual reach compared to planned targets.

The quarterly Partners' Intervention Plan facilitates better planning and resource mobilization and prevents gaps and duplication.

Since 2021, the sector, led by the Federal Ministry of Agriculture and Rural Development, in coordination with other sectors including Nutrition, WASH and Health, have been monitoring the food security and nutrition status of people coming out of extremely-

hard-to-reach areas as a proxy indicator for people residing in these locations. This will continue in 2023.

As part of early warning, the sector will rely on WFP's Mobile Vulnerability Assessment and Mapping to identify food security deterioration, followed by rapid assessments to identify and recommend locations to the Rapid Response Mechanism teams for action.

The FAO will work with the Government and partners to collect and share data on agricultural livelihoods-based indicators, including crop and livestock conditions, prices and terms of trade.

#	INDICATOR	SECTOR(S)	SOURCE	FREQUENCY
1	Number of people in CH Phases 3, 4 and 5	Food Security Sector (FSS)	CH Analysis Results October 2020, March 2021, October 2021	Biannually
2	Food Security and Nutrition Monitoring of Inaccessible Areas Arrival Population (Also known as the Famine Monitoring System for the Inaccessible Areas)	FSS / Nutrition / WASH / Health	Primary data collected from new arrivals	Monthly
3	Monthly key food security indicators (Food consumption scores and coping strategies)	mVAM	WFP	Monthly
4	Food price monitoring	FSS	Various partners	Monthly
5	Household access to agro-inputs	DIEMS & GIEWS	FAO	Quarterly
6	Livestock body condition scores	DIEMS & GIEWS	FAO	Quarterly
7	Terms of trade among herders	DIEMS & GIEWS	FAO	Quarterly
8	Crop conditions	DIEMS & GIEWS	FAO	Monthly



# 3.9 Health



PEOPLE IN NEED	PEOPLE TARGETED	WOMEN	CHILDREN	REQUIREMENTS (US\$)
5.75M	4.28M	2.3M	1.4M	\$168.7M
PARTNERS	PROJECTS			
21	24			

### Objectives

1. Provide basic life-saving quality health care services to affected IDPs, returnees, people in extremely-hard-to-reach areas and host populations (linked to the HRP’s Specific Objectives 1.3 and 2.2).
2. Respond in a timely manner to epidemic/pandemic outbreaks through rapid response mechanisms and coordinated preparedness and prevention actions (linked to Specific Objective 1.2).
3. Maintain and improve access to health care, strengthen health system recovery, enhance resilience and promote humanitarian-development linkages (linked to Specific Objective 2.1).

In 2023, key areas of health support will include:

- Continuation of health services and establishment of temporary/special health clinics for health service delivery and outbreak response.
- Deployment of mobile teams as part of rapid response mechanism.
- Deployment of health workers, supplies and medicines to secondary health care facilities/hospitals.
- Provision of reproductive health services to support mother and child health care as well as kits for survivors of sexual assault.

- Improved early detection, verification, reporting and laboratory confirmation of disease outbreak and case management.
- Strengthened community engagement and mobilization.

Rehabilitation and reinforcement of health facilities to provide a safe and secure environment for health-service delivery will be a strong focus in 2023.

### Response

In a situation of inadequate WASH, nutrition and health care, prevention is key to safeguard the population from communicable diseases. The sector will work closely with the State Ministry of Health in all three states to enhance surveillance for epidemic-prone diseases including acute watery diarrhoea, meningitis, viral haemorrhagic fever and poliomyelitis. Sector partners will strengthen and expand the Early Warning and Response Surveillance System (EWARS) to ensure rapid response to disease alerts,<sup>37</sup> mitigating the further spread of epidemics. The disease surveillance system will be supported by comprehensive contingency plans and prepositioning of medicines, medical supplies, and laboratory reagents and supplies, along with capacity-building for the health-care workforce. In 2023, Oral Cholera Vaccination



#### MAIDUGURI, BORNO STATE NIGERIA

The only nurse at a cholera treatment center in Maiduguri that saw over 700 patients.

Photo: OCHA/Christina Powell

campaigns will be launched before the rainy season in epidemic-prone LGAs.

Gender-based violence (GBV), including sexual violence, is widespread in the region due to the ongoing conflict, insecurity, living conditions in IDP camps and informal settlements, inadequate WASH facilities, lack of safe access to firewood, and restrictions on freedom of movement in and out of camps. Significant progress has been made in providing care for GBV survivors with various mobile team members trained on first-line support and health workers trained on the clinical management of rape survivors. The sector will aim at increasing the number of health providers able to provide this support and appropriate referrals. Training of health workers on mental health for survivors will help ensure timely services and improve overall quality of care and protection. Special attention will be given to people with disabilities in terms of health care and well-being.

Malaria is highly endemic in the north-east, increasing the burden on health resources and elevating the

risk of morbidity and mortality among the affected population, particularly children under-five, who will be targeted with seasonal mass chemoprevention during the rainy season. The impact of malaria will be further mitigated through a combination of preventive measures (robust surveillance, indoor residual spray, insecticide-treated nets) and effective case management.

To respond to vaccine preventable diseases, Health Sector partners will continue to support national immunization and vaccination campaigns as well as supplementary and/or reactive vaccination activities (including measles, cholera, meningitis and hepatitis) in IDP camps and high-risk epidemic-prone areas.

The sector will leverage on the work of the reproductive health-working group in preventing mother to child transmission to address rising HIV prevalence and limited access to care. HIV counselling and testing will be expanded beyond pregnant mothers during antenatal care by seeking to involve male partners. Antiretroviral (ARV) treatment for new and chronic

cases will help to reduce chances of transmission while preventative messaging will be integrated into health promotion activities.

The sector will work to strengthen mental health (psychiatric and psychosocial) services, trauma care, rehabilitation services and referral systems, and ensure availability of essential medicines, medical supplies and equipment. The Mental Health and Psychosocial Support (MHPSS) Working Group will continue with its support to the State Ministry of Health through coordination, capacity-building activities and provision of technical support to partners.

Health and Nutrition Sectors will continue to implement an integrated response to prevent and mitigate malnutrition. This will be done through active detection, referral to appropriate services (out- and inpatient facilities) and capacity-building of health workers to manage severe acute malnutrition cases with medical complications.

In the Health Sector response, services are provided through a variety of standard packages for different age groups (e.g., children under-five), pregnant and lactating women, and elderly men and women with chronic health conditions. Projects were vetted based on evidence of needs being addressed, contribution to sector objectives, targeting, capacity to implement, cost effectiveness and inclusion of the affected population, among other factors.

### **Cost of response**

The Health Sector will implement an activity-based costing approach to calculate the cost of different health packages and services. The cost may vary between different geographical areas because of the cost of transportation and supplies, materials, and availability of vendors. Staff costs will also be high due to the need for accommodation in hard-to-reach areas, as most of the houses are damaged or destroyed.

Some construction of temporary health clinics and special treatment centres (such as for cholera and other infectious diseases) will need additional financial resources and manpower.

During emergency responses, the cost of supplies may rise due to higher demand and limited supply. In 2023, the procurement of commodities, especially essential drugs, medicines and equipment, as well as staffing costs, will likely be impacted by fluctuations in the exchange rate and global inflation. Additionally, as an election year, 2023 may see increased instability, with transportation and price increases.

### **Linkages with long-term recovery and/or development activities**

Health structures and mechanisms put in place during emergencies should be leveraged for longer-term recovery and development activities.

Many health outcomes can be used as collective outcomes for both humanitarian and development health programming. Such outcomes include, for instance, (i) equitable access to pre-defined essential health-service packages; (ii) increased proportion of deliveries assisted by skilled birth attendants; (iii) widespread vaccination coverage; (iv) functioning early warning and response systems; and (v) reduced mortality and morbidity. The contribution to peacebuilding will be defined in terms of the impacts of improvements in health on social cohesion.

### **Monitoring**

To track progress in service delivery (i.e., reach, partners' capacity and resources), the Health Sector has created its own monitoring framework. The framework is derived from the overarching HRP monitoring framework. In 2023, various monitoring activities will continue to be carried out by sector partners, such as joint assessments, including with the government and other sectors (e.g., WASH). In addition, a performance monitoring mechanism will be adopted to grade the response and help minimize gaps and duplications. This mechanism will build, inter alia, on enhanced public information management products such as the 5Ws, MSNA data, and the Health Resources and Services Availability Monitoring System (HeRaMS). Lastly, an after-action review process will evaluate the overall health response and specific, critical health interventions.

## 3.10 Logistics



ORGANIZATIONS TARGETED	REQUIREMENTS (US\$)	PARTNERS	PROJECTS
104	\$26.5M	2	1

### Objectives

The Logistics Sector supports relief efforts with logistics coordination; assesses and addresses logistics issues as they arise; and facilitates access to logistics services. Coordination and circulation of logistics information, compliments capacity-building initiatives that enhance the operational capacity of the humanitarian community. This includes logistics-focused trainings, such as for the establishment of mobile storage units (MSU), warehouse management, procurement and fleet management.

The Logistics Sector has three objectives:

1. to strengthen humanitarian logistics
2. to facilitate logistics coordination and information services for the humanitarian community
3. to augment humanitarian actors' capacity to perform logistics duties.

The sector will continue to provide key logistics and coordination services, including loaning logistics assets and equipment to partners. Lastly, the sector will ensure the transport of humanitarian personnel and life-saving cargo through UNHAS fixed-wing and rotary wing services.

### Response

The sector will facilitate access to 5,240 sqm of secured common storage facilities on a free-to-user basis across six humanitarian hubs in Bama, Banki, Damasak, Dikwa, Monguno and Ngala. It will continue loaning mobile storage units (MSUs) to partners to provide additional storage and installation support upon request.

The sector will conduct dedicated logistics training sessions focusing on transport, warehousing and holistic supply chain management, while providing information and resources to humanitarian partners to address technical challenges. The sector will also continue to provide information and coordination services, including hosting coordination meetings; producing maps, standard operating procedures and guidelines; and conducting user surveys; as well as providing advice and coordination for access-related issues.

Economic challenges impacting the Nigerian aviation industry have made air travel expensive and unreliable. Domestic airlines continue to battle with the rising price of aviation fuel and other associated costs. Disruptive weather also impacts flight availability and safety. These conditions combine to make commercial air travel to, from and within the north-east difficult or impossible for many humanitarian workers, highlighting the importance of humanitarian air services to ensure humanitarian actors reach affected communities to provide timely life-saving assistance.

In 2022, the UN Humanitarian Air Service (UNHAS) transported 44,000 humanitarians and 145 metric tons of light humanitarian cargo. UNHAS also provides medical and security evacuation flights that make the risks associated with deep-field assignments more acceptable and manageable. Thus far in 2022, UNHAS has provided 10 medical evacuation flights and ten security relocation flights for 100 humanitarian workers.





#### MAIDUGURI, BORNO STATE NIGERIA

Workers load cargo into a UNHAS helicopter in preparation for take-off at Maiduguri Airport, Borno State.

Photo: WFP/Damilola Onafuwa

### Cost of Response

The sector used a project-based approach to estimate the response cost based on the actual cost of operations in the past. About 77 per cent of the budget will be for operating and maintaining the fleet of UNHAS air assets, while 6 per cent will be for the continued operation of common storage hubs in Borno. The remaining 17 per cent will be for staff salaries, administrative operating costs, security and office/living compound costs, and indirect support costs.

### Linkages with long-term recovery and/or development activities

The Logistics Sector will work with the Agency for Coordination of Sustainable Development and Humanitarian Response and other Borno State Government agencies to advocate for the establishment of robust logistics infrastructure to facilitate the activities of humanitarian and development partners. This includes rehabilitation of roads and the provision of a secure work environment for aid and government workers, including facilitating discussions with national government agencies.

UNHAS will continue to engage with partners UNDSS, UNOCHA, the Nigerian Civil aviation authority and the Nigerian Government for flight safety and security communications, the registration of new agencies, assessing/adding new landing zones and daily flight operation activities.

### Monitoring

The Logistics Sector will monitor and evaluate the common services provided to partners on a monthly basis. It will do this through its dedicated Relief Item Tracking Application, Concept of Operation, tracking of meeting attendance, training participant lists and satisfaction surveys.

UNHAS will capture the monthly data for passenger and humanitarian cargo transportation through its electronic flight management application and Performance Management Tool. This includes data on the number of agencies UNHAS serves, medical and security evacuation flights performed, number of flights performed and ad hoc information necessary for reporting and record-keeping.



## 3.11 Nutrition



PEOPLE IN NEED	PEOPLE TARGETED	WOMEN	CHILDREN	REQUIREMENTS (US\$)
4.24M	2.44M	1.1M	1.3M	\$133.2M
PEOPLE WITH DISABILITY	PARTNERS	PROJECTS		
0.3M	18	18		

### Objectives

In 2023, the overall objective of the Nutrition Sector response is to provide integrated preventive and treatment services to mitigate a deterioration in the nutrition situation and support recovery for those already malnourished.

Without urgent action, 4.4 million people will face hunger and more than 2 million children under-five will face acute malnutrition at the peak of the 2023 lean season (from June to August) in the BAY states, according to the October 2022 Cadre Harmonisé and IPC Acute Malnutrition reports. This figure includes 696,000 children (119,053 in Adamawa, 338,949 in Borno and 238,620 in Yobe State) who are likely to be severely malnourished, a condition associated with increased mortality among children. In addition, 178,000 pregnant and lactating women (45,445 in Adamawa, 70,495 in Borno and 62,561 in Yobe State) will likely face acute malnutrition. Women and children remain the most vulnerable to the combined effects of the drivers of malnutrition, such as food insecurity, suboptimal maternal-infant-and-young-child-feeding-practices, outbreaks of communicable diseases, disruptions of humanitarian assistance due to the protracted conflict, poor access to safe water and improved sanitation facilities, and extreme weather events associated with climate change.

During the 2022 lean season, the Nutrition Sector recorded a more than 50 per cent increase in stabilization centre beds across the BAY states to mitigate the upsurge of hospitalizations of severely malnourished children. This was followed by a 51 per cent increase in the number of life-saving hospitalizations compared to the previous year.<sup>34</sup> A similar trend was recorded for outpatient treatment of severe acute malnutrition, even though less than half of the children targeted for treatment of moderate acute malnutrition were reached.

The lean season response required a collaborative effort between the Nutrition, Food Security, WASH and Health Sectors. From the response, the sector learned that existing early warning systems (NFSS, IPC) were essential for forecasting, programming and joint advocacy; as well as early prepositioning of supplies including buffer stock and local solutions for optimizing nutrition supply chains. Nutrition emergency response preparedness, and early pooled funds, donor disbursements and increased domestic financing will be key for optimum nutrition response in 2023.

The current stock of UNICEF ready-to-use therapeutic food (RUTF) will cover needs through the first quarter of 2023, while pipeline breaks are anticipated in the second quarter, which coincides with the start of the



#### MAIDUGURI, BORNO STATE NIGERIA

Fati Shettima is a wet nurse to the daughter of her late sister. She is a member of a UNICEF-supported mothers' group in Maiduguri

Photo: UNICEF

lean season. The RUTF buffer stock was activated in November 2022 to address stock-outs, with more than 70 per cent of available RUTF boxes disbursed to partners. The remaining stock will not provide a sufficient buffer for any pipeline breaks. Without early funding, the sector's lean-season response could be delayed and not up to scale.

#### Response

The Nutrition Sector will prioritize the implementation of life-saving nutrition activities (both integrated preventive and curative services) targeting LGAs where the nutrition situation is serious or critical (19 in Borno, 2 in Adamawa, 9 in Yobe).<sup>35</sup> Extremely- and/or hard-to-reach areas and LGAs with large IDP and returnee populations will also be prioritized for nutrition assistance. The response will primarily target children aged 0-59 months and PLW, including infant, children and women with disabilities, with both preventive and curative services.

The sector will accelerate the response at the peak of acute malnutrition, during the lean season from May to September. This coincides with the rainy season, and acute watery diarrhoea (AWD)/cholera and measles outbreaks. The package of services will include early detection and treatment of acute malnutrition through inpatient care, the outpatient therapeutic programme (OTP), targeted supplementary feeding programme (TSFP), blanket supplementary feeding programme (BSFP), distribution of micronutrient supplementation, and the promotion and support of appropriate maternal, infant and young child nutrition. As in 2022, the Nutrition Sector will prioritize increasing bed capacities of existing inpatient facilities as well as establishing stabilization centres where there are gaps. The sector will also scale up the use of local solutions like 'Tom Brown'<sup>36</sup> to improve coverage of TSFP. The sector will develop a nutrition emergency response preparedness plan to improve the timeliness and scale-up of the response during the lean season.

An integrated inter-sector response to ensure a convergence of activities among the four life-saving clusters (Health, WASH, Nutrition and Food Security) will be prioritized. The Nutrition Sector will conduct a joint sectoral monitoring of the response with Food Security, WASH and Health Sectors. Cash-and-voucher assistance will be used to support enhanced nutrition outcomes.

### **Cost of response**

For 2023, the Nutrition Sector requires \$133,203,348 to reach 4,243,590 people.

The Nutrition Sector's response costs include the procurement and distribution of specialized nutritious foods, drugs and equipment. As a service-oriented response, in 2023, as in 2022, the Nutrition Sector's response will require huge investments in technical support, capacity-building, nutrition supplies, logistics (clearance, warehouse storage and transport), and programme management. In addition, recent high levels of inflation and a rise in the cost-of-living have resulted in demands to increase salaries or incentives to attract and retain qualified nutrition staff, especially in rural and hard-to-reach areas. In 2023, the cost of the response remains high because of the high severity and burden of acute malnutrition, as well as the need to improve the quality of evidence generation including regular nutrition assessments.

The sector followed an activity-based costing approach to arrive at the overall funding requirement for 2023. Unit costs for treatment of severe acute malnutrition in children, moderate acute malnutrition in children and PLW, micronutrient supplementation, programmes on infant-and-young-child-feeding-practices, surveys and assessments, and cash and voucher assistance for nutrition were agreed by sector stakeholders, factoring for inflation.

### **Linkages with long-term recovery and/or development activities**

The Nutrition Sector's overall goal is to support the development of risk informed and conflict-sensitive nutrition policies; strengthen the delivery of nutrition services through the public health-care system; and promote the convergence of life-saving and longer-term multi-sectoral interventions.

The sector will collaborate with federal and state government agencies to strengthen the 2021-2025 National Multi-Sectoral Plan of Action for Food and Nutrition, and the state Committees on Food and Nutrition to lobby for more investment in tackling acute malnutrition in north-east Nigeria.

The sector will also continue to promote innovative approaches that use local resources to treat and prevent acute malnutrition, for example, 'Tom Brown' and porridge mum. These approaches aim to build the capacity of target communities to address the challenges of acute malnutrition, while reducing reliance on external resources and capacities.

### **Monitoring**

Monitoring and evaluating nutrition outcomes will involve the collection of multi-sectoral data including WASH, Food Security, Health, Child Protection and GBV indicators. This entails conducting large-scale, cross-cutting surveys (e.g., biannual Nutrition and Food Security Surveillance Surveys – NFSS); geographical coverage surveys (semi-quantitative evaluation of access and coverage – SQUEAC surveys); knowledge, attitude and practices surveys; and sentinel surveillance for early warning systems.

The sector will ensure that primary data collection, including through the NFSS, is conducted across all accessible LGAs in the BAY states. The NFSS will be used to determine global acute malnutrition, a key outcome indicator for the response. The NFSS will also collect other critical data, including mortality rates, morbidity rates, minimum acceptable diet rates, and access to safe water, improved sanitation and handwashing facilities.

The Nutrition Sector will engage other key sectors in the planning and analysis of assessments and surveys to ensure the triangulation of all intersectoral indicators.

In 2023, the overall objective of the sector's monitoring and evaluation is to understand the key immediate drivers of acute malnutrition in north-east Nigeria and to project trends in order to enable timely and efficient response.



# 3.12 Protection

PEOPLE IN NEED	PEOPLE TARGETED	WOMEN	CHILDREN	REQUIREMENTS (US\$)
4.57M	2.24M	1.2M	1.3M	\$104.9M
PEOPLE WITH DISABILITY	PARTNERS	PROJECTS		
54K	47	61		

### Objectives

In 2023, the Protection Sector will focus on strengthening the protection environment, including the delivery of protection services, protection monitoring and the mitigation of protection risks. These objectives remain anchored in the 2022-2023 HCT Humanitarian Strategy, and specifically in the HRP’s Strategic Objective 2 (improved living conditions) and Strategic Objective 4 (safeguarding affected people’s rights).

The Protection Sector’s objectives, as derived from its 2022-2023 Strategy, are aligned with the objectives of the sector’s Areas of Responsibility (AoRs<sup>38</sup>), as well as the 2022-2023 HCT Protection Strategy. The objectives focus on grave protection concerns and human rights violations experienced by in- and out-of-camp IDPs, returnees, vulnerable host community members and refugees in the most crisis-affected LGAs – the highest protection needs are in Borno (Mobbar LGA) and Adamawa (Madagali, Mubi South, Mubi North, Michika LGAs). In 2023, UNHCR intends to facilitate the return of refugees from Cameroon. These refugees will be provided with return packages including non-food items and, for some, shelter assistance. In coordination with other agencies, the returnees will be supported with food assistance and other support for integrating into their communities of return.

Spontaneous returnees will be registered and provided with assistance as well.

### Response

The Protection Sector, including all AoRs, project that 4.57 million people will be in need of protection across the BAY states in 2023, a slight increase from 2022. The sector aims to target 2.24 million people with the highest severity ranking, as per this year’s HNO.

The needs of people living in extremely-hard-to-reach areas, which protection partners have no access to, will remain unmet despite the severe protection concerns and rights violations populations face there. Protection partners are only able to offer a protection response to people coming out of (extremely) hard-to-reach areas, for instance, in reception centres or other formal and informal settings.

The protection response will focus on the protection of civilians, especially those who are vulnerable and at risk due to conflict related-displacement, in formal camps and informal settings, and in areas and communities receiving displaced populations. Interventions will be aimed at reducing and responding to protection risks, mitigating their effects, while enhancing both affected people’s resilience and the protective environment.





#### YUNUSARI, YOBE STATE NIGERIA

Strengthening resilience building through livelihoods support to promote durable solutions to IDPs, returnees and residents in Geidam, Yunusari LGA of Yobe State. Photo:

OCHA/Christina Powell.

Seasonal occurrences, such as floods and disease outbreaks, will be a secondary focus with a view to mitigating resulting protection risks, while also preventing these through anticipatory actions. Prioritized protection interventions will include protection monitoring at household and community level (with referrals when needed); protection information-sharing and awareness-raising; capacity-building of partners and duty bearers; provision of specialized protection services (e.g., case management, psychosocial support, individual protection assessments, distribution of dignity kits) and legal assistance; establishment of community-based protection networks; safe livelihoods, skills acquisition and empowerment activities; reintegration support for people coming out of extremely-hard-to-reach areas and those formerly associated with NSAGs; and protection advocacy.

The need for an emergency response in Borno State is compounded by new displacement and protection risks due to the conflict between NSAGs and the Nigerian Military, as well as the forced relocations and resettlements of both IDPs and refugees.

The protection needs in Adamawa and Yobe States remain high too, in part due to their susceptibility to natural disasters, such as floods. While the Protection Sector supports the push for lasting solutions to displacement in line with international standards, the protection response will focus interventions on addressing emergency protection risks and high levels of vulnerabilities, while simultaneously highlighting the potential risks that could arise should durable solutions, development and stabilization programming occur prematurely in insecure areas.

Given that the low level of service provision is a major cause of vulnerability and negative coping mechanisms – and consequentially protection risks – the protection response will ensure collaboration across all sectors for protection mainstreaming and the identification of cross-sectoral protection risk drivers.

#### Cost of Response

Following the activity-based costing methodology, the Protection Sector, including its AoRs, is projecting a total of \$104,922 million for the protection response in 2023, reflecting the increased PiN of 4.57 million



people and 2.24 million people targeted, and a harmonized approach to costing protection services and staffing to deliver the protection response.

For 2023, cost drivers include high inflation rates along with the depreciation of the naira against the US dollar. Key considerations in reviewing partners' budgets include alignment with the sector's objectives; presence and interventions in prioritized LGAs; evidence-based targeting of vulnerable persons and those facing protection risks; and a focus on achieving protection outcomes in contribution towards resilience-building for individuals, households and/or communities, as well as on working with local actors and strengthening local capacities to effectively respond to protection needs – especially against the overall reduction of funding for the humanitarian response in north-east Nigeria.

### **Linkages with long-term recovery and/or development activities**

As outlined in the 2022-2023 Protection Sector Strategy and the 2022-2023 HCT Protection Strategy, the Protection Sector's overall goal is to strengthen the mainstreaming of protection principles and the integration of protection services into the humanitarian response based on the analysis of protection risks.

Similarly, mainstreaming protection in long-term recovery or development activities will be key for the Protection Sector. The sector will work with both humanitarian actors across all sectors and development actors to ensure that programming remains safe, inclusive, and does not do any harm.

As co-chair of the HCT Protection Working Group, the Protection Sector will support UN agencies in making protection central to their emergency and development programming, including building the capacity of duty bearers and strengthening national systems as preconditions for a transition to development support and long-term recovery.

The Protection Sector will also engage donors, agencies and government actors involved in return/relocation, as well as development and/or stabilization programmes to ensure that the protection needs of the affected population are central to their actions,

highlighting where pre-mature interventions beyond emergency programming produce protection risks to the population, creating humanitarian assistance and protection needs.

In 2023, the Protection Sector will continue to promote innovative approaches that support localization and empower local community-based structures to address protection issues through community self-help strategies. This builds the capacity of partners and targeted communities to address protection issues at the community level, while reducing reliance on external resources and capacities.

### **Monitoring**

The Protection Sector will monitor the protection response across all AoRs through:

- the ongoing collection of its implementing partners' activity data via activity-info
- the mapping of partners' presence and activities to avoid duplications and ensure complementarity
- the creation of monthly and quarterly dashboards analysing the progress against all protection response indicators by using the standardized SADD<sup>39</sup> methodology
- the discussion and validation of the gap analysis together with the AoRs and Protection Sector Focal Points from the field coordination structures with a view to reprioritizing available resources to address gaps.

The Protection Sector will monitor the funding available to partners through the monthly Global Protection Cluster's Funding Platform and OCHA's Financial Tracking System. In the absence of resources, the Protection Sector will attempt to mobilize funding through direct and tailored advocacy with donors.

Complementary to the quantitative gap response monitoring, the Protection Sector will undertake monthly monitoring missions across all LGAs, and jointly with the AoRs, to monitor the quality of partners response and, based on the assessment, offer regular trainings to ensure partners' protection interventions remain in line with sectoral standards.

### 3.12.1 Protection: Child Protection AoR

PEOPLE IN NEED	PEOPLE TARGETED	WOMEN	CHILDREN	PEOPLE WITH DISABILITY
2.1M	1.5M	0.8M	1.1M	54K

#### Objectives

Children in north-east Nigeria have been deprived of a normal childhood due to the conflict, high poverty rates, inflation, the impact of COVID-19, and the breakdown of the social protection safety net. Over the years, children have been exposed to persistent violence, insecurity, abuse, neglect, exploitation and conscription into NSAGs.

The most vulnerable include children in IDP camps, secondarily displaced children from closed camps, returnee children, children associated with armed groups, unaccompanied/separated children, minorities, and children with disabilities.

Girls are exposed to grave violations of children's rights, such as limited access to education, child marriage, sexual and gender-based violence, emotional/physical violence, and trafficking. Boys face the risk of forceful recruitment/re-recruitment by NSAGs, trafficking and child labour. Parents and caretakers have been exposed to stress/violence, and need child protection services, ranging from mental health psychosocial support to livelihood interventions.

The Child Protection (CP) sub-sector aims to deliver on the following objectives:

1. Children at risk (boys and girls) including adolescents and children with disabilities, access preventive and comprehensive, quality response services in a timely manner
2. Parents, caregivers, children and communities promote positive social norms that protect children and women from violence, abuse, neglect, exploitation and harmful practices
3. Capacities of child protection partners and social welfare workforce are strengthened to deliver quality prevention and response services through a strengthened child protection system

4. Existing partnerships with donors, government and the private sector are leveraged for funding for child protection and to foster localization strategies

To achieve these objectives, the CP sub-sector will focus on the priorities reflected in the chart below to ensure that all children, boys and girls, are free from violence, exploitation, abuse, neglect and harmful practices, and are safe /thriving to their full potential through cross-sectoral collaborations with education, food security, mine action, livelihoods, GBV, health, nutrition and legal services to reduce child protection risks.

The approach is blended as per the CP strategy, looking at both humanitarian and development programming, and tailored to the nuances of the crises in the BAY states.

#### Response

Approximately 2.1 million people need child protection services due to the absence of child protection systems and community-based safety nets. Of these, 1.3 million children need child protection services.

The CP sub-sector aims to reach 1.5 million PiN (1,050,000 children, 53 per cent girls; and 450,000 caregivers, 53 per cent women). The sub-sector prioritizes 13 LGAs in Adamawa, 21 in Borno and 14 in Yobe with the highest severity of child protection needs, as per the HNO. It will focus on prevention and response services for victims of abuse, neglect and violence.

#### Cost of the response

The planning for the 2023 response takes into consideration the high inflation rates and the weakening of the naira against the US dollar. This is further compounded by heightened security risks

and fuel prices, all of which have increased costs. As such, the 2023 response is estimated at \$32 million, as derived from activity-based costing guided by the harmonized costs for child-protection services, including direct staffing costs for case management and psychosocial support professionals, and capacity-building for social workers and community-based structures. Case management and reintegration require higher budgets – reintegration is estimated at a minimum of \$850 per child annually.

The overall budget is reflective of the increase in the number of PiN and target population; as well as the nature of child protection services (human resource-heavy). All projects will be reviewed against the CP sub-sector-approved activity budget lines/strategies and prioritized LGAs.

**Linkages with longer-term recovery and/or development activities**

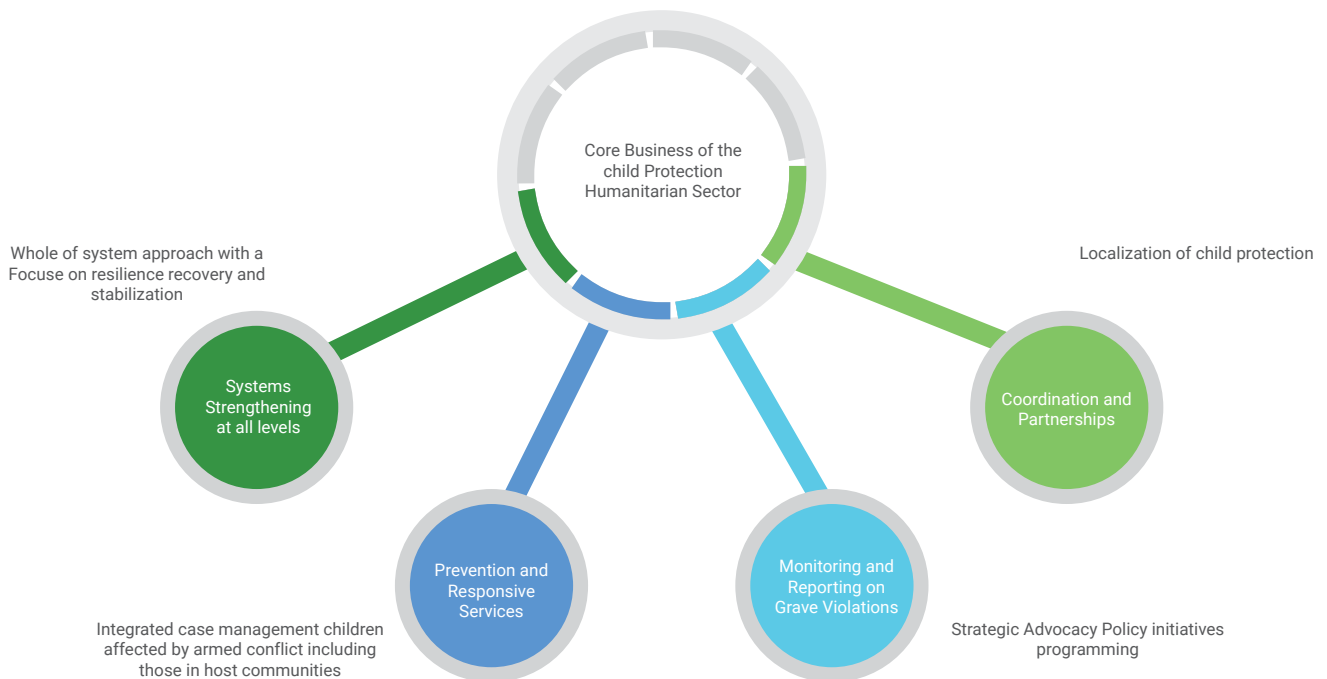
The CP sub-sector strategy<sup>40</sup> guides the implementation of the response, using the Core Commitments for Children in Humanitarian situations, the Minimum Standards for Children in Humanitarian Situations and the Child Protection in Humanitarian

Situations handbooks as key reference documents. The strategy also takes into consideration the state development plans for line ministries, including the Borno State Government’s closure of camps and resettlement programmes. The CP strategy is comprehensive and addresses the needs of every child in both humanitarian and development settings, with an emphasis on strengthening child protection systems and localization – all pillars for long-term development assistance, and reflective of the different levels of the humanitarian and development context across the BAY states.

**Monitoring**

Mid-year and annual reviews of the workplans will be held to measure progress, provide room for corrective measures, and allow for adaptation and innovation throughout implementation. Regular data on progress will be tracked and collected through the 5W matrix, partners reports, and a case management information system for individual vulnerable children (CPIMs+). A localization dashboard is under development and will track progress against the five pillars of localization.

**Child Protection AoR Priorities**



### 3.12.2 Protection: Gender-Based Violence AoR

PEOPLE IN NEED	PEOPLE TARGETED	WOMEN	CHILDREN	PEOPLE WITH DISABILITY
1.8M	1.3M	0.9M	0.8M	11K

#### Objectives

The 2023 response plan for the GBV sub-sector will be guided by the following three objectives:

1. Improve access to quality life-saving and well-coordinated GBV response services for survivors and individuals at risk
2. Enhance well-being among survivors/vulnerable individuals through survivor-centred service provision and integration of GBV risk-mitigation into humanitarian response efforts
3. Strengthen community resilience and systems/institutions that prevent and respond to gender-based violence including harmful practices

The first objective focuses on GBV response services (clinical management of rape, mental health and psychosocial support, livelihoods, legal services) which are critical for saving lives and improving well-being. This is coupled with the provision of prevention and mitigation services such as capacity-building initiatives and community awareness-raising services for women and girls subjected to violence. These sub-sectoral objectives contribute to the overarching objectives and outcomes of the HRP, as with other sectors.

#### Response

The GBV sub-sector will prioritize critical life-saving multi-sectoral GBV prevention and response services. This includes, but is not limited to, quality health care response to GBV survivors as well as psychosocial support and GBV case management, referral strengthening, legal support, security and safety, economic empowerment and sustainable livelihood generating initiatives, provision of dignity kits and other supplies, and prevention of sexual exploitation and abuse (PSEA), particularly in the target LGAs with severe needs. Efforts will also be made to establish and maintain safe spaces for women and girls and tap into the capacities of women-led organizations.

The response plan will seek to strengthen community systems and institutions to prevent GBV by establishing safe spaces and one-stop-centres; engaging the community, particularly women and girls, in programme design and implementation; conducting safe referrals; utilizing a survivor-centred approach; investigating and persecuting GBV cases; maintaining confidentiality; and ensuring accessibility of services. This will involve mass awareness campaigns on GBV/PSEA/sexual and reproductive health; training men and boys to become allies and agents of change in GBV prevention and response; and establishing school-based GBV clubs. The sub-sector will also advocate for the implementation of the Violence against Persons Prohibition Law in Borno and Yobe, which aims to prevent all forms of violence against vulnerable persons, especially women and girls.

GBV mainstreaming efforts with key sectors (Education, Nutrition, Health, WASH etc.) will build on the momentum from 2022 to integrate GBV risk-mitigation measures across multiple sectors. The GBV sub-sector will work with sectors in developing a monitoring framework for key indicators such as multi-sectoral GBV safety audits, capacity-building of local partners on GBV, dissemination of GBV key messages, GBV disclosures by non-GBV actors, and referral pathways. Cash-and-voucher assistance (CVA) will also be piloted.

The GBV sub-sector will target 1,317,980 million individuals (32 per cent IDPs, 25 per cent returnees and 43 per cent host community members) who require GBV interventions across the BAY states in 2023. Borno State has the highest percentage of those in need (48 per cent), followed by Adamawa at 34 per cent, and Yobe with 18 per cent. While the GBV response will prioritize women and girls in north-east Nigeria, men and boys will also be targeted.





#### MAIDUGURI, BORNO STATE NIGERIA

UNHCR and its partner, the American University of Nigeria (AUN), present certificates and starter kits to women who have received training in various livelihood skills under an urban IDP outreach programme in Maiduguri Municipal Council.

Photo: UNHCR/Francis Garriba

The GBV sub-sector will target areas of return, hard-to-reach areas and LGAs with the most severe needs, as informed by the JIAF (used by the Protection Sector during this year's HNO process). Priority will be given to 11 LGAs hosting IDPs that have been identified as having the highest severity of needs. A similar number of host communities will also be targeted with GBV response services, as well as five LGAs that are hosting returnees.

#### Cost of response

A total of \$44,865,632 million is required by the GBV sub-sector to implement the 2023 response plan, based on the activity-based costing approach adopted by the Protection Sector.

Most GBV interventions involve direct service provision, which is human-resource intensive. Specialized GBV interventions, such as case management, the provision of multi-sectoral response services, the establishment and operationalization of one-stop-centres and safe

spaces for women and girls, and dignity kit production centres are the predominant cost drivers.

Other drivers include increased costs and high inflation rates, and the weakening of the naira against the dollar, as well as the increased cost of commodities and items needed for GBV interventions. Access challenges in hard-to-reach areas have also increased the cost of transportation of commodities and staff.

#### Linkages with long-term recovery and/or development activities

The GBV sub-sector has adopted a longer-term approach to delivering services, including linkages with and strengthening of national and sub-national (state/LGA) authorities. The GBV sub-sector in north-east Nigeria is led by the ministries responsible for women's affairs and social development in Borno, Yobe and Adamawa. These efforts have paved the way for a smooth transition – in collaboration with government



and local actors – from response to longer-term development interventions.

Significant progress has also been made towards greater localization, enabling stronger partnerships with women-led organizations and national NGOs. In addition, efforts will be made to integrate and align with government strategic plans for the BAY states.

### Monitoring

The use of the 5W reporting templates and service-mapping frameworks will form the basis for the

monitoring and evaluation of ongoing response interventions. Other tools will include trend analysis from the Gender-Based Violence Information Management System (GBVIMS). The GBV sub-sector will also work closely with the Protection Sector to undertake quarterly protection monitoring analysis and reports.

### 3.12.3 Protection: Mine Action AoR

PEOPLE IN NEED	PEOPLE TARGETED	WOMEN	CHILDREN	PEOPLE WITH DISABILITY
1.2M	0.4M	0.26M	0.27M	1K

### Objectives

The use of explosive weapons over thirteen years of conflict, mostly improvised explosive devices (IEDs) planted by NSAGs, has resulted in numerous deaths and severe injuries to civilians, hindered access to basic social services and socioeconomic activities, and hampered safe returns of IDPs and refugees, as well as the free movement of host community members.

In order to mitigate the threats of explosive ordnance (EO) in north-east Nigeria and ensure victim assistance, the Mine Action (MA) sub-sector has identified two objectives for 2023:

1. Increase civilians' and humanitarian actors' capacity to mitigate the threats of explosive weapons via explosive ordnance risk education (EORE).
2. Establish a victim assistance mechanism and a national victim assistance strategy and workplan.

The MA sub-sector objectives are aligned with the Protection Sector Strategy and the HRP's Strategic Objectives.

### Response

The Mine Action (MA) sub-sector has identified approximately 1.2 million people in need of MA interventions in 2023, of which it will target 400,000 individuals in LGAs with the most severe needs: 22 LGAs in Borno, two in Adamawa and three in Yobe. Around 28 per cent of the target population are girls, 28 per cent are boys, 24 per cent are women and 20 per cent are men.

The target population in the LGAs is based on a cross analysis of the UN Mine Action Service (UNMAS) Nigeria Incident Tracking Matrix, including the number of civilian casualties reported (killed and injured), the number of EO or contamination incidents per LGA, and, for Borno State, a consideration of the locations to where the State Government has relocated and resettled IDPs and refugees.

Key MA sub-sector interventions include EORE to deliver safety and life-saving messages through face-to-face sessions or radio and pre-recorded electronic talking devices (ETDs) in high severity and/or hard-to-reach areas.

The MA sub-sector will collect data, especially on health, psychosocial and socioeconomic services and establish referral mechanisms for victims of EO incidents and people with disabilities.

The sub-sector will also help develop the capacities of national and state authorities, as well as civil society organizations to conduct EORE and non-technical surveys (NTS), to enhance sustainability and national and local ownership of humanitarian mine action in north-east Nigeria. This will include technical support for the establishment of a National Mine Action Center and the protection of the population against explosive ordnance.

In 2023, the MA response will work with other sectors, including with the Education Sector and Child Protection sub-sector to integrate EORE modules in school curricula, and with the Health Sector for medical victim assistance.

### **Cost of response**

The projected cost for the MA response in 2023 is estimated at \$8.1 million, targeting 400,000 people.

The Mine Action sub-sector's costs are associated with capacity-building activities, delivering EORE sessions, conducting NTS, and data collection and mapping of services, mainly through roving community liaison teams and desk officers for victim assistance referrals.

MA programming requires highly skilled staff working to strict security procedures, with high-level assessment capacities to ensure MA activities are conducted in accordance with international standards and the "do no harm" principle.

The MA sub-sector will continue to shift its focus from direct implementation to localization and national capacity development for conducting MA activities. Other costs include development, printing and

distribution of education and information materials, translation into local languages, and recording of content for radio broadcasting ETDs.

The main consideration for 2023 is the economic effect of inflation on the cost of products and services.

### **Linkages with long-term recovery and/or development activities**

The MA sub-sector's innovative approach of developing the capacity of the vulnerable population to mitigate the threat of explosives through improved knowledge of EO and safe behaviour will enhance long-term resilience. The sub-sector will monitor its programmes to ensure continuous dissemination of EORE messages through trained community volunteers, community focal points, peer educators and schoolteachers.

Releasing lands for safe and productive use following NTS will contribute to long-term economic growth, enabling access to agriculture, livelihoods and other activities. In addition, the MA sub-sector will continue to work in close coordination with other sectors through MA interventions to enable safe access for resettlement, early recovery and development interventions.

### **Monitoring**

The MA sub-sector will monitor its key indicators on a monthly basis, and act on information gathered in a timely manner. Quality assurance visits will be conducted during the implementation of MA activities.

Reports shared by partners will be key in monitoring progress against targets. The Information Management Officer will oversee the gathering, cleaning and analysis of data from all partners and will be responsible for reporting the data to all designated reporting platforms, including IMSMA databases, the UNMAS Risk Education Tracking Matrix, Non-Technical Surveys Information Matrix, EO Contamination Matrix, EO Incident Tracking Matrix and the Protection Sector's Protection Monitoring Summary.

### 3.12.4 Protection: Land, Housing and Property AoR

PEOPLE IN NEED	PEOPLE TARGETED	WOMEN	CHILDREN	PEOPLE WITH DISABILITY
1.1M	84K	45K	49K	13K

#### Objectives

Conflict-induced displacement has created widespread Housing-Land-and-Property (HLP) issues across the BAY states, compounded in Borno State by the official closure of all IDP camps in Maiduguri, Jere and Konduga LGAs.

In Borno, there is a significant risk of an increase in forced evictions from informal sites in urban centres, such as Maiduguri, Jere and Konduga LGAs, as well as an escalation of HLP disputes due to weak or absence of dispute-resolution mechanisms. In Adamawa, HLP issues include clashes between farmers and herders, boundary disputes between returnees and community members, destroyed HLP, and loss/lack of proof of HLP ownership. In Yobe, the major issues are secondary displacements as a result of forced evictions, illegal occupation of housing, and IDPs who are unable to pay rent and have limited access to land.

The HLP environment is also significantly impacted by seasonal disasters, such as flooding, which has exacerbated conflicts over land ownership and secondary occupation of land, lack of access to farmland, and poor housing conditions.

The HLP sub-sector's three strategic objectives are to:

1. Strengthen capacities of local actors to respond to HLP challenges following the Borno State Government IDP camp closures, and relocations and resettlements.
2. Safeguard HLP rights through HLP dispute resolution, including for conflict- and climate-displacement-affected populations.
3. Seek rights-based solutions to HLP issues disproportionately affecting women.

The HLP sub-sector objectives are aligned with the Protection Sector Strategy and deliver towards the HRP's Strategic Objectives.

#### Response

An estimated 1.05 million people need HLP support across the BAY states, of whom 84,821 are targeted by the HLP sub-sector in 2023, including 13,456 IDPs in camps, 15,734 IDPs out of camps, 25,703 returnees and 29,928 host community members.

The HLP sub-sector prioritizes 14 LGAs in Borno and 16 LGAs in Adamawa with the highest severity ranking as per the HNO. It also intends to build the capacity of its partners and extend its operational scope to Yobe in 2023 with a focus on 6 LGAs with the most severe HLP needs. LGAs that are extremely/hard-to-reach will be considered subject to improvements in accessibility (for example, Kukawa and Nganzai).

The HLP response will prioritize the mitigation of HLP risks derived from conflict-related displacement and Government induced/enforced relocations. It also focuses on the mitigation of protection risks caused by seasonal disasters across the BAY states, especially flooding.

Key HLP response interventions will include information-sharing and awareness-raising on HLP issues, legal counselling and assistance for HLP documentation, eviction support and rent subsidies, and mediation and alternative dispute resolution for HLP issues.

The HLP sub-sector will continue to build on the collaboration with the Shelter/NFI and CCCM Sector in regards to camps closures to prevent and mitigate HLP risks; and with the Food Security Sector on

due diligence regarding land-use agreements for agricultural activities.

### **Cost of response**

The estimated requirement for the HLP sub-sector for 2023 is \$5.4 million. The costing calculation adopted an activity-based approach with harmonized average costs for key HLP interventions.

While the HLP sub-sector's increased funding requirements reflect the cost drivers that pertain to the Protection Sector overall (inflation, high fuel prices, increased humanitarian hub costs, etc.), the number of people targeted has significantly increased due to considerable climate-related displacement, and anticipated camp closures, as well as ongoing relocations and resettlements.

Partners' budgets will be reviewed based on established standardized criteria, including that partners interventions contribute to the HLP sub-sector's strategic objectives in prioritized LGAs, directly respond to displacement- and climate-related HLP challenges, and contribute to quality enhancement of HLP interventions, extending their current scope across all the BAY states.

### **Linkages with long-term recovery and/or development activities**

The HLP sub-sector will broaden its membership base with a focus on increasing the capacity of local actors to address immediate HLP protection needs, such as HLP disputes, forced evictions and eviction concerns.

Likewise, HLP interventions will be geared towards enhanced development and strengthening of community-based protection networks, such as

traditional/religious institutions, community-rights-based groups like women's associations/forums, for HLP knowledge dissemination and protection facilitation. This will enhance local resilience and local ownership of the HLP response, ensuring sustainability of interventions and transition strategies for long-term impact.

The HLP response is closely related to questions around durable solutions to displacement and conditions for longer-term development, and takes Government development plans (the Borno State 25-Year Development Plan and the MMC 10-year plans) into account while working to align this with a human-rights-focused approach and a response to immediate HLP protection needs.

### **Monitoring**

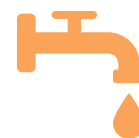
The HLP sub-sector will use available response monitoring tools, such as 5Ws and other partner reporting to track progress against HLP response indicators.

The HLP sub-sector will also monitor the response quality through regular field visits, including cross-cutting issues such as accountability to the affected population, gender considerations and disability inclusivity, in accordance with relevant standards and guidelines (SPHERE, AAP, gender mainstreaming).

The HLP sub-sector will use the Global Protection Cluster Funding Platform and OCHA's Financial Tracking Service to monitor its funding situation against the sub-sector's financial appeal, especially funding of new local partners.

3.13

## Water, Sanitation and Hygiene (WASH)



PEOPLE IN NEED	PEOPLE TARGETED	WOMEN	CHILDREN	REQUIREMENTS (US\$)
5.06M	3.05M	1.6M	1.8M	\$113.3M
PEOPLE WITH DISABILITY	PARTNERS	PROJECTS		
0.5M	29	31		

### Objectives

In 2023, the WASH Sector will expand its multi-sector integrated approach to better prioritize acute WASH-related vulnerabilities. This will be done through risk mitigation and specific interventions in targeted areas, such as flood-prone areas before the rainy season and cholera hotspots. In light of population movements and lessons learned from the cholera outbreak and historic flooding in 2022, the sector will also reinforce local capacities and preposition the most common cost-efficient pipeline supplies.

In 2022, the BAY states experienced increased needs for WASH services among IDPs (+29 per cent), returnees (+113 per cent) and host communities (+95 per cent). An estimated 3 million individuals of the 5 million in need will be targeted for response efforts – the provision of safe water, dignified sanitation, and hygiene awareness and behaviour change messaging – across the BAY states.

The WASH Sector, under **Strategic Objective 1**, will support life-saving assistance through the provision of safe water at the household level by ensuring emergency and sustainable water sources are available for the affected population. As part of **Strategic Objective 2**, the sector will improve access to sanitation, ensuring the availability of gender-

segregated sanitation facilities. Under **Strategic Objective 3**, the WASH Sector will promote, in local languages, culturally appropriate hygiene messages for social behaviour change for all target populations (delivered alongside key WASH NFI distributions) – namely, households with children with severe acute malnutrition (SAM) and/or cholera cases. For **Strategic Objective 4**, the sector will continue to mainstream protection and mitigate gender-based violence (GBV) to ensure that access to WASH services takes account of findings from systematic consultations with women and girls.

### Response

In 2023, the WASH Sector will improve access to common services through dedicated projects to ensure adequate stocks of WASH NFIs (soap, chlorine, jerrycans) and improved capacity to respond to emergencies, especially in sanitation (e.g., emergency communal latrine desludging).

In addition, the WASH Sector will focus on the following thematic areas of response:

- **Improved capacity to respond:** The sector will prioritize the response through static, active WASH partners with adequate capacity, where present. For emergency response, the WASH Sector will





#### NIGERIA

Photo: IOM

- work with rapid response partners to ensure gaps are met.
- **Localization of the WASH response:** The WASH Sector will continue to prioritize capacity-building of and partnerships with national organizations. Furthermore, the sector will continue to work closely with government agencies to ensure complementarity.
- **Innovation for sanitation and water supply:** New technology – especially in faecal sludge management, the monitoring of underground water and solar-powered water station installations – will be key in developing solutions that address emergency needs while enabling sustainable, environmentally friendly approaches.
- **Inter-sectoral response** (with the Education, Health, Food Security, Early Recovery and Livelihoods, and Nutrition Sectors): The WASH Sector will collaborate with partners in various areas to address issues of malnutrition, the outbreak of communicable diseases and improved access to schools by ensuring water and sanitation access for temporary learning spaces.
- **Gender, protection mainstreaming and AAP:** The WASH Sector will continue to engage communities on issues of access, reliability and safety in the design and implementation of WASH facilities. It will work closely with the Community Engagement, Accountability and Localization (CEAL) Working Group to roll out various feedback mechanisms across the BAY states while encouraging real-time feedback to beneficiaries.
- **Preparedness planning and response for WASH interventions:** The perennial floods in flood-prone locations, and the subsequent risk of disease outbreak, has been a challenge in previous responses. The WASH Sector will build on efforts to strengthen resilience and enhance community engagement to provide solutions to mitigate the effects of these hazards.

### **Cost of response**

The WASH Sector estimates the cost of response at \$113.3 million, with an average cost of \$37 per beneficiary. The cost of the response is spread across seven critical activities implemented through direct and in-kind service delivery. Of these, three critical activities will be implemented on a one-off basis, largely due to their capital-intensive nature: the construction of latrines; installation of new water points; and support to health/nutrition centres, temporary learning spaces, etc.

Long-term agreements for the provision of a common pipeline and emergency desludging will help to ensure savings on the cost of services. This enables bulk purchases which will save on unit costs, saving time and money.

### **Linkages with long-term recovery and/or development activities**

Based on lessons learned from the first decongestion in Pulka, Gwoza LGA, in 2022, the WASH Sector will continue to follow the same approach, in collaboration with partners from the CCCM Sector and durable solutions partners in Borno. WASH Sector partners will transition to household-level sanitation for decongested areas for the camp-level response. The out-of-camp response, with the support of the Ministry of Water Resources and Rural Water Supply and Sanitation Agency, will continue to implement innovative approaches (such as sanitation marketing and community-led total sanitation) for reduction of open defecation.

In Adamawa, the WASH Sector will work closely with other sectors and development partners to support early recovery efforts. In Yobe, government partners

will have increased capacity to respond through the support of UNICEF and partners. This will be done through various initiatives including the open defecation-free roadmaps which were initiated in 2022.

In terms of water supply, the WASH Sector will increase the use of village-level operation and maintenance and linkages with WASH Units from the Government. This will enhance capacity at the community level, enabling them to own and take care of water systems

### **Monitoring**

Monitoring of beneficiaries' needs will be done through continuous assessments, especially through WASH LGA leads and the WASH Unit (in Adamawa and Yobe), to provide regular feedback on various activities including unmet needs. The WASH Sector will continue to use its gap matrix to keep track of critical gaps, which will be reported every month through various platforms, including 5Ws. The sector will ensure indicators for affected people are tracked regularly (monthly), including joint field visits by the local sector teams to support field gaps across the states.

The WASH Sector will collect data on people reached and reporting will be done via the monitoring dashboard, which is updated monthly. The indicators will be monitored through the Response Planning and Monitoring module, with narrative reports provided at the end of each month, including corrective actions for critical gaps. These reports will include gender inclusion considerations, monitoring of commitments from sector partners and updates on activities towards a safer, more accessible WASH response.



## Part 4: **Refugee Response Plan**

---

**NIGERIA**





Photo: UNHCR



## 4.1 Overview of Refugee Response

PEOPLE IN NEED	PEOPLE TARGETED	REQUIREMENTS
32K	32K	\$17M

### People in Need and Targeted by Sex and Age

GROUP	PEOPLE IN NEED	PEOPLE TARGETED	IN NEED TARGET
Girls	9,609	9,609	
Boys	9,658	9,658	
Women	5,517	5,517	
Men	5,217	5,217	





### Overview

The crisis in north-east Nigeria is part of a larger crisis in the Lake Chad Basin, affecting the neighbouring countries of Niger, Chad and Cameroon. Conflict and insecurity continue to displace people, both internally and across borders.

Since June 2022, NSAG attacks in Cameroon's far-north have led to a series of displacements. Some of the refugees have fled to Adamawa State in north-east Nigeria, with around 20,000 finding refuge in Madagali, Michika, Mubi North and Mubi South LGAs.

These displacements are in addition to previous refugee movements from Niger. Over the years, some 2,000 people have fled to Damasak in Mobbar LGA, Borno State, due to continued NSAG attacks and insecurity in the country.

### Refugee-hosting LGAs

LGAS	NUMBER OF PEOPLE
Madagali	7,885 
Mubi South	3,941 
Michika	2,569 
Mubi North	2,206 

### Overall Objective

- To provide multisectoral, life-saving emergency assistance where needed, and enhance refugees' self-reliance under the overall leadership of the Government of Nigeria.

### Specific Objectives

- Provide multisectoral, life-saving humanitarian assistance to displacement affected populations, including host communities.
- Identify, prioritize and provide targeted services for persons with specific needs and vulnerable persons.
- Ensure durable solutions are taken into consideration from the onset of the emergency response, alongside crises-affected people's views and experiences.

4. Support the Government in assisting all those fleeing to Adamawa and Borno States, through the provision of specific protection services, including registration.

**Refugees in the BAY States**

There are around 22,000 refugees in Adamawa and Borno states, as of February 2023. The majority of refugees are in Madagali, Michika, Mubi North and Mubi South LGAs in Adamawa State.<sup>42</sup> Those who arrived from Niger have settled in Damasak.<sup>43</sup> Both groups of people fled as their villages were attacked and members of their families and communities were killed, abducted and exposed to sexual and gender-based violence and other violations. Most refugees reported their homes were damaged, and personal belongings and assets looted during these attacks.

Less than 30 per cent of the refugee population who reached Adamawa State have been supported with humanitarian assistance, according to a joint, rapid

multi-sectoral needs assessment undertaken in December by the Adamawa State Government and 17 humanitarian partners, including UN agencies and INGOs and NNGOs.<sup>44</sup>

People remain highly vulnerable, especially in Madagali and Michika LGAs, and in dire need of food, nutrition, health and WASH assistance, as well as protection. Education was also identified as a key critical need – school-age children make up some 50 per cent of the refugee population in the four LGAs in Adamawa and the majority are out of school. With regards to shelter needs, 60 per cent in Madagali reside in communal centres, many in need of repair. In Michika, Mubi North and Mubi South LGAs, 30 per cent of refugees live with relatives and 60 per cent are able to rent accommodation. Access to land and livelihood opportunities is likely to remain more of a challenge for refugees, compared to other segments of people in need, in both the short and medium term.

**SHELTER DISTRIBUTION**

LGAS	COMMUNAL CENTRE	WITH RELATIVES	RENTED ACCOMMODATION
Michika	10	30	60
Madagali	60	10	30
Mubi	10	30	60

As is the case with the four population groups targeted by the HNO and HRP, the most vulnerable refugees are those with specific needs (e.g., pregnant and lactating women, separated children, the elderly and persons with disabilities). These will be prioritized in the planned response.

When refugees in Adamawa were asked about their intentions to return to Cameroon, 95 per cent of women and 45 per cent of men stated that they do not intend to return until safety and security are restored in their communities of origin.

**Response Strategy**

As with the IDP and host community response, the refugee response strategy is a multisectoral one. Response activities will be divided in two phases: Phase 1 prioritizes emergency, life-saving needs; Phase 2 is centered on community-level engagement as longer-term solutions are pursued for refugees and other crises-affected people. Activities in Phase 1 will be implemented in locations where refugees are living. Working with the Government, Phase 2 will be implemented in locations where refugees will settle, which may be different from where they currently reside.



### Planning Scenario

The most likely scenario projects that 32,000 refugees will have reached Borno and Adamawa States by the end of 2023. This projection is based on current trends, with around 2,000 people arriving in Adamawa States every month since June 2022 (nearly 3,000 people were recorded in January 2023). In the conflict-affected locations in Cameroon, there remains an estimated 18,000 people. Of these, it is expected that 14,000-16,000 people could flee to Adamawa or elsewhere in the north-east, seeking aid and protection. In Borno, the refugee population from Niger is projected to increase by 1,000 - 2,000 in subsequent registration rounds. There is no indication, at present, that refugees will return in 2023 – and will therefore remain in need of assistance and protection.

### Cost of the response

The estimated cost of the multi-sector refugee response stands at \$17 million. This includes \$6 million for food; \$0.8 million for nutrition services; \$3.5 million for CCCM, Shelter and NFI assistance; \$1.7 million for WASH; \$1.5 million for emergency health services; \$1.2 million for education; and \$2.3 million for protection.

UNHCR and sectors used activity-based costing to calculate the response budget, taking into account the fact that many of the needs are multisectoral. The minimum expenditure basket is at the core of the budgeting process. All cost-effective mechanisms were considered during the calculations.

### Cross-cutting strategic priorities

Protection remains at the centre of the response, guided by the HCT's Centrality of Protection Strategy. In coordination with the Protection Sector, protection mainstreaming will be enhanced through age-, gender-

and diversity-inclusive (AGD) programming. Sectors will ensure that response partners are inclusive of all affected people in their assistance and protection activities. UNHCR and partners<sup>45</sup> will also implement AGD-sensitive complaint and feedback mechanisms.

### Linkages with longer-term recovery and/or development activities

In line with the Global Compact on Refugees, linkages must, and will, be made with Government plans to foster refugees' inclusion in longer-term recovery and development plans, as well as in support of host communities.

### Partnerships and coordination

UNHCR and partners will build on the existing humanitarian coordination and response structure and mechanisms, ensuring the refugee response is in line, and integrated as feasible, with the ongoing humanitarian response and other interventions targeting IDP and returnee caseloads. Moreover, UNHCR will continue to closely collaborate with the National Commission for Refugees, Migrants and IDPs (NCFRMI), the State Emergency Management Agency (SEMA), and all relevant local government authorities.

### Monitoring

The refugee response will be tracked by sectors, through a list of indicators, including gender and age-specific ones. Needs assessments will be conducted as needed using an AGD lens; remote monitoring will also be carried out. Protection and border monitoring will continue to inform evolving and emerging protection needs, as well as shed light on any assistance gaps.

## Part 5:

# Annexes

---

### DAMASAK, BORNO STATE NIGERIA

Female internally displaced persons (IDPs) and their children sit together in Damasak, Borno State, north-east Nigeria.

Photo: OCHA/Christina Powell





## 5.1

# The 2022-2023 Humanitarian Strategy

### Introduction

Twelve years into north-east Nigeria's large-scale humanitarian crisis, the needs are generally as severe and large-scale as ever. The crisis is not abating, and the situation of affected people is not improving they still live with great unpredictability – privation that goes far beyond chronic poverty – and daily threats to their health and safety, many of which could prove fatal or inflict irrecoverable harm. A major part of these manifest in the form of protection violations. Acting in concert, humanitarian partners for the next two years will focus on the major, complex problems that affected people face: IDPs' living conditions (especially in view of the Borno-State-Government-led camp closures and IDP returns or relocations), protection risks, communicable disease risk, food insecurity, acute malnutrition, unemployment and lack of livelihoods. To address these issues, sectors and partners will plan comprehensively, up to their anticipated capacity, but with strict prioritization so that limited funds are used to best effect, first for life-saving needs. In parallel, despite the near certainty that the conflict will continue, it is time to focus on opportunities for moving some affected people in certain conducive areas progressively out of severe need, even while the crisis drivers persist.

The trend of humanitarian funding for Nigeria is mixed. Funding for the Nigeria HRP, a subset and majority of overall humanitarian funding for Nigeria, rose in 2021 (\$696 million to date) compared to 2020 (\$627 million). However, overall humanitarian funding for Nigeria (including contributions to programmes not in the HRP and outside the north-east) has declined steadily since its peak in 2017 (\$943 million): in 2021 it amounted to \$795 million, which (along with 2019) is the lowest total since 2016. This goes against the global trend: worldwide international humanitarian funding rose steadily from 2017 through 2020 (though it seems

likely that final figures for 2021 will show a decline from 2020). With other crises as large as Nigeria's raging elsewhere, the HCT cannot assume that donors will allocate significantly more to Nigeria in 2022-2023 than in the past two years. Humanitarian partners must make the most of the limited resources and capacity. One of the main purposes of this strategy is to ensure that we do so collectively – that humanitarian action in the north-east is more than the sum of its parts, and that it addresses the main, complex, multi-sectoral problems that affected people face.

Given the expected resource constraints and the limited scope for durable solutions to displacement, this strategy is largely one of prioritization. Life-saving actions are clearly the top priority; prioritization is therefore a matter of how we identify, plan and implement the life-saving actions. Analysis of the leading causes of mortality and morbidity, and of their immediate factors, will anchor these choices.

This strategy will encourage the search for promising new approaches, even though it cannot be assumed that any new approaches would solve the fundamental challenges of the operating environment, the scale of needs and the resource constraints. Efficiencies are similarly sought. However, as the operating environment is not getting any easier, the costs of operating are likely to continue rising, which would make efficiencies in that sense harder to increase. What efficiencies might be gained are likely to come in the form of optimizing targeting, prioritizing clearly, and simplifying the response. (These however should not come at the cost of taking opportunities to steadily reduce needs.) Targeting starts with focusing on groups and locations in severest need but can be further refined by learning more about vulnerabilities within these groups and communities, using inclusive communication with communities. Coherence also

promises efficiency: the intersectoral, problem-focused ‘specific objectives’ are based on the argument that coherent action will have more impactful results.

The fact that the number of people in need in 2022 will be about the same as in 2021 suggests, among other things, that the HRPs have not been over-budgeted with respect to needs. Rather, the funding levels – around 65% – over recent years have not sufficed to ‘move the needle’ – to change the dynamic of crisis drivers directly causing large-scale needs (which are unmitigated by coping mechanisms and barely alleviated by the incomplete humanitarian response). The needs are recurrent, and people continue to suffer harm – and many remain on the edge of even worse harm.

Assuming the conflict continues, no humanitarian strategy can end the north-east’s crisis in two years; the humanitarian presence cannot ‘put out the fire.’ But it can progressively and incrementally roll it back along the margins, getting some people out of severe need each year, until eventually the scale of needs becomes more in line with likely available international humanitarian funding and national resources. (Maximizing development action, where the security situation allows, would have even greater effect, albeit medium-term, in getting people out of severe need.) The HCT decided in 2021 not to engage in the north-west on the same scale and using the same approach as in the north-east, so as not to dilute humanitarian capacity and resources to the point where it would be ineffective in either region. By the same token, donors must take advantage of the established capacity in the north-east to make it effective enough to ‘move the needle.’ Given the nascent crises in other parts of Nigeria, this strategy aims to start reducing vulnerabilities and the needs that the north-east crisis generates so that it does not expand and risk conflagrating with others.

Two of the major contextual factors that condition this strategy, elaborated below, are access – of people in need to humanitarian aid and actors, and vice versa – and Government programmes of IDP return or relocation. Access constraints due to insecurity are by far the major barrier to more effective and scaled-up

humanitarian action: humanitarian presence outside ‘garrison towns’ in much of Borno State and parts of Adamawa and Yobe States is prohibitively perilous and moving humanitarian cargo and staff from state capitals to garrison towns or LGA main towns is nearly as risky. Government emphasis on closing IDP camps within a few years, starting with all camps in Maiduguri in 2021, is shifting many thousands of IDPs from accessible to harder-to-reach locations, where the arrival of relocated IDPs adds to IDP camp congestion and where humanitarian aid’s constricted delivery cannot keep up with needs.

### **Conflict analysis – why the crisis is likely to persist**

The International Crisis Group rates north-east Nigeria’s conflict situation as “unchanged” as of October 2021. The deaths of some of the leadership of both main Boko Haram factions (JAS and ISWAP) over the previous months seem not to have translated into gains in area-based security. The ‘surrender’ or escape from JAS-controlled territory of some thousands of fighters or captives (likely to be predominantly the latter, as most were women or children, whom JAS typically does not use as combatants) presumably weakens JAS somehow, but there is no basis to assume it has done so decisively. Boko-Haram-linked insurgents may have made incursions into other states near Borno, Adamawa and Yobe. Resource flows to the insurgents are not well measured, and there is little reason to think that efforts to interdict them are succeeding. Main roads throughout much of Borno State are more unsafe than ever. As such, the surest assumption is that the scale, scope and intensity of conflict will continue much as before for the two years of this strategy.

### **Why this strategy is multi-year**

- To aim for, and shape programming towards, meaningful and measurable changes in affected people’s conditions that have some lasting effects, to start reducing humanitarian needs even while the crisis drivers persist.
- To encourage the initiation of programming that focuses on medium-term (more than one year) results, such as building resilience.

### **Input from affected people on the humanitarian strategy**

An initiative has recently begun to consult affected people specifically about the humanitarian strategy; that is, to seek their inputs on how humanitarians can best help them meet their needs and eventually start on pathways out of crisis. Slowed by practical obstacles, the initiative has completed only two focus-group discussions so far (among IDPs in Gwoza) – too few to generate solid conclusions for this strategy. However, these first two discussions were rich enough to be worth replicating, and as results solidify, the HCT and coordinators will adjust the objectives and operational plans as needed. A few clear points did emerge from the two discussions: first, that IDPs' priorities (aside from basic survival needs) are livelihood opportunities for themselves and education for their children while in displacement. For the former, they aware understand they must develop non-farming livelihoods while insecurity prevails, and they have ideas to do so, but lack the modest capital needed. This clearly suggests an emphasis on (and investment in) enabling IDPs to be productive and for their children to be educated, both of which are elements of this HRP.

Second, IDPs have managed to retain and adapt some social structures and networks even though communities have been mixed in displacement (perhaps by virtue of belonging to the same language group, as in this case). These extend to enterprising ideas for and some implementation of economic cooperation and entrepreneurship. Traditional social-solidarity mechanisms, on the other hand, are faltering because nearly everyone is beleaguered and has little to share. These observations suggest that the social dimension of people's agency is important (as indeed some studies on social capital in the north-eastern conflict have confirmed), and while it may seem subtle, culture-specific and hard to analyse, these pilot focus-group discussions indicate that people will gladly talk about it if asked.

### **Prioritization**

Prioritization means making the best use of limited resources and capacity. In expectation of funding far below what the full needs require, or even somewhat below what implementing capacity and access on the

ground could absorb, this strategy is largely one of prioritization. Actions will be prioritized such that the funding, if indeed limited, is used first for top-priority actions. A second aim of prioritization is to make the funded actions less disparate and more coherent, which arguably is the best way to achieve some lasting effects and start to reduce humanitarian need. These kinds of prioritization may help make the strategy robust to expected limitations of funding.

For 2022, the humanitarian community in north-east Nigeria has more powerful data on needs than ever before: they know with high confidence who are the people with the severest needs, where they are, and what their needs are. Using new information tools, sectors and partners have planned actions for this HRP that focus accordingly on where and what the priority needs are.

### **Steadily reducing the severity of humanitarian needs**

Lessening aid dependence is arguably good for affected people's autonomy, dignity and morale, as well as indirectly benefiting those in the severest need on whom humanitarian action should focus. There are a number of approaches to reducing the severity of humanitarian needs and moving people out of extreme vulnerability and dependence. Most obviously, durable solutions may be available for some of the displaced. Returns may be possible to the few areas secure enough to be safe for civilians and to allow humanitarian and even development actors to create the conditions for return. Resettlement (durable if not necessarily permanent) in safe third locations will be possible for some. Integration in communities around the displacement sites is likely to be a larger-scale option in the short term and can be done such that it benefits the pre-existing communities as well as the integrated.

For the majority with no feasible durable solution yet, progressing out of crisis can be founded on greater resilience. Such resilience has several dimensions, most obviously livelihoods, but also a range of coping mechanisms. These extend beyond the individual and household to the community and to social services and infrastructure. Not all of these are amenable to humanitarian action; but programmes



under this humanitarian strategy will seek all suitable opportunities to boost resilience. Women's livelihoods tend to be the most fragile, and women, especially adolescent girls and young women, are at greater risk of engaging in harmful coping mechanisms such as sex work for food. Livelihoods programmes under the 2021 HRP have generated specific and useful lessons learned. A key factor to the advantage of livelihoods programmes is Nigeria's economic dynamism, which extends even to its poor north-east, at least the areas secure enough for free-flowing commerce.

It is essential to reiterate that large-scale durable solutions do not appear feasible for the foreseeable future. Too much of the territory is still too insecure and vulnerable to NSAG attacks or coercion. Development actors do not have the logistical and security mechanisms to operate in much of the BAY states. And humanitarians hesitate to engage on returns that may, at worst, endanger the returnees (either from violence or extreme deprivation), or at best would see returnees abandoning their return and displacing themselves again to places of greater safety and sustenance. (The HCT acknowledges the urge to accelerate returns, after such prolonged displacement, and will engage where such returns are likely to succeed, but underlines the practical fact that returns to unliveable conditions or insecurity will not succeed – people will displace themselves again.) The HCT similarly acknowledges the commendable focus on accelerating development, as reflected in the North-East Development Commission and the Borno State 25-year plan for example. Because humanitarian actors have little capacity to engage in development actions, a part of this strategy is to improve communication and coordination with development actors with a focus on the medium term. The pilot programme in 2021 to integrate some IDPs into the Maiduguri community, as a durable solution, is a first step.

Reducing dependence on humanitarian aid requires complementing it with development and stabilization – the 'triple nexus' – rather than a sequential, 'continuum' paradigm. However, the current insecurity severely limits opportunities for development action – and thus for nexus action – and the HCT does not expect that to improve soon. All the more reason, therefore, to

maximize it where it is possible. Part of this strategy is to advocate more development action, although its main limitations now are access and security (which are so challenging that they limit the range of even humanitarians). However, these are generally more conducive in Yobe and Adamawa states, which could therefore be the focus of nexus advocacy and action. (The Borno State Government's orientation to livelihoods and resilience, IDP camp closures, and opening new resettlement areas also suggests a nexus approach.) The nexus, of course, implies the need for humanitarian funding and response to continue, such that it complements development and peacebuilding actions where necessary. Indeed, a nexus is most pertinent where there is interdependence (mutual enabling) among the two or three spheres: this is illustrated by practical scenarios such as the fact that people who must struggle with survival needs in the absence of adequate humanitarian aid cannot devote much attention and energy to development, nor is peacebuilding likely to flourish. As local authorities and development partners provide more sustainable essential services, humanitarian actors can complement by temporarily filling gaps.

### **Capacity**

Most sectors in 2021 have come close to delivering on their targets, especially if the funding shortfall is factored in. (For example, food assistance has reached 78% of the targeted people, despite a funding level closer to 69%.) That suggests that partners can generally deliver what they proposed. Capacity is not fixed and is somewhat elastic with respect to funding, in that partners can scale up, and at the margins can gain more access if they have the option of using more resource-intensive methods.

### **Gender**

It is true of all crises that women, men, girls and boys experience them differently. This is especially true of north-east Nigeria, given their sharply different gender roles and power relations. A large majority of the people in need are female; women, girls and boys constitute over 80% of the people in need. Many key indicators of humanitarian need, and background indicators of socioeconomic status, show a stark

distinction between females and males. A striking example is the fact that the acute malnutrition rate among women aged 15-19 in the BAY states is a staggering 42%. According to the Nutrition Sector, this rate in this age cohort is due to early-marriage and subsequent early multiple pregnancies in the context of inadequate access to a balanced diet and poor health care. (By contrast, the global acute malnutrition rate among women aged 20-49 is 9%.) Gender inequality is one of the main factors defining vulnerability, including access to assistance: gender roles create barriers to females accessing humanitarian aid, including even basic services like medical care. (See Gender section in Part 1 of the Humanitarian Needs Overview for fuller analysis.)

The gender dimensions of this strategy start with sex-, age- and disability-disaggregated data throughout the data collection, needs analysis, planning and monitoring. Each sector's response plan will be gender-responsive: the numbers of people targeted for each objective and output are sex- and age-disaggregated, and several sectoral objectives and outputs are gender-specific (such as provision of sexual and reproductive health care, and gender-specific educational enrolment targets). At project level, the 'Gender with Age Marker' will be applied to all draft projects to ensure

the programmatic approaches are responsive and inclusive for all affected people.

### **Localization**

North-eastern and other Nigerian humanitarian partners bring important capacity and particular abilities to bear on the humanitarian challenges. National partners already form an indispensable element of front-line implementation, especially since many have more means of accessing hard-to-reach areas than do international partners. They also tend to be attuned to the affected communities, and to Nigerian society which has so many tangible and intangible resources to offer. It is important that the operational response plan recognize their role, and that they contribute on an equal footing to analysis, strategizing and planning.

Each year, more national partners participate in the HRP (at least 41 for 2022, compared to 35 in 2021), and the Nigeria Humanitarian Fund is leading the way in coherent, across-the-board capacity-building. Strengthening the capacity of and international partnership with north-eastern and other Nigerian humanitarian partners will continue as a backbone of the new humanitarian strategy, and eventually may form an important part of an exit strategy.

## 5.2 Response Analysis

During the 2023 HPC process, the ISCG agreed that targeting would comprise people in severity ratings 3 (severe), 4 (extreme) and 5 (catastrophic), as per the JIAF. The severity rating is either applied at the level of the target group (in-camp IDPs, out-of-camp IDPs, returnees and host community members) within an LGA or to an LGA population as a whole. In practice, this means sectors may target, and respond to the needs, of one or more population groups in an LGA whose overall severity ranking is less than 3. While in 2022 no LGA had a severity ranking of 5, two LGAs (Bama and Guzamala) fall under this category for 2023.

Building from 2022, the sectoral response analysis produced the specific sectoral objectives for 2023. Output indicators were derived based on each sector's partners' capacity for specific areas of interventions, both geographical and sectoral.

Implementation monitoring for both 2021 and 2022 show generally encouraging pictures (see Nigeria Humanitarian Response Plan 2022, Humanitarian Action<sup>46</sup> for details; options of filtering per year are available). When applying standard methods of figure aggregation regarding number of people reached across sectors, at least 5 million people (out of 6.4 million targeted) were reached in 2021, and 3.6 million people (out of 5.6 million targeted) are so far recorded as being reached in 2022. Reach is commensurate

with both partners' capacity and funding levels (69 per cent of the overall financial requirement was received for 2021<sup>47</sup> and 59 per cent of the overall financial requirement received for 2022).

Regarding cash-and-voucher assistance (CVA), contextual and operational factors that may limit or hamper this type of assistance must be taken under consideration. Bureaucratic constraints and/or weak markets can render cash programming more difficult to implement than in-kind assistance. For instance, required authorizations for cash movements slow down distributions of CVA to beneficiaries. Also, the risk of cash inadvertently falling into the hands of NSAGs calls for thorough due diligence and risk management measures. The choice of transfer modality therefore becomes more opportunistic and informed by feasibility rather than by the added benefit it gives affected people in terms of agency and ownership. Lastly, the banking infrastructure in the north-east does not yet support an optimal use of CVA. From a beneficiary standpoint, if CVA transfer values are not appropriately adjusted to reflect inflation and price fluctuations, in-kind assistance may be preferable as it is not directly linked to a declining household spending power. Also, local market conditions, community structures, sex, age, and disability all play a role in aid preferences.

## 5.3 Participating Organizations

ORGANIZATION	SECTORS	REQUIREMENTS (US\$)	PROJECTS
BOAID Humanitarian Foundation	Camp Coordination / Management	387,635	1
Care Aid Support Initiative	Camp Coordination / Management	550,193	2
Global Grassroots Succour Initiative	Camp Coordination / Management	356,000	1
Green Concern for Development	Camp Coordination / Management	100,000	1
INTERSOS Humanitarian Aid Organization	Camp Coordination / Management	1,552,152	1
Peace Restoration and Integral Global Development Initiative	Camp Coordination / Management	181,499	1
Peacebuilding and Livelihood Restoration Initiatives	Camp Coordination / Management	92,663	1
Salient Humanitarian Organization	Camp Coordination / Management	850,000	1
Sheriff Aid Foundation	Camp Coordination / Management	298,252	1
Strategic Humanitarian Aid & Development Organization	Camp Coordination / Management	242,600	1
Young Prodigy	Camp Coordination / Management	100,000	1
Agency for Technical Cooperation and Development	Coordination and support services	3,242,986	2
iMMAP	Coordination and support services	2,035,000	1
International Organization for Migration	Coordination and support services	11,691,804	2
Mercy Corps	Coordination and support services	570,000	1
Office for the Coordination of Humanitarian Affairs	Coordination and support services	9,773,465	1
Action Against Hunger	Early Recovery	1,500,000	1
ActionAid International Nigeria	Early Recovery	201,000	1
BOAID Humanitarian Foundation	Early Recovery	250,976	1
Care Aid Support Initiative	Early Recovery	55,117	1
Caritas Germany (DCV)	Early Recovery	400,000	1
Center for Advocacy, Transparency and Accountability Initiative	Early Recovery	645,000	2
Cosmic Nudge Empowerment Foundation	Early Recovery	602,600	1



ORGANIZATION	SECTORS	REQUIREMENTS (US\$)	PROJECTS
Danish Refugee Council	Early Recovery	1,297,000	1
Future Resilience and Development Foundation	Early Recovery	220,000	1
Goggoji Zumunci Development Initiative	Early Recovery	300,000	1
Green Concern for Development	Early Recovery	248,461	1
Grow Strong Foundation	Early Recovery	550,000	1
Hope 360 Initiative for Peace	Early Recovery	500,000	1
Hope for Street Children and Vulnerable People Foundation	Early Recovery	195,000	1
Intercommunity Development Social Organization	Early Recovery	1,010,891	1
International Organization for Migration	Early Recovery	15,140,500	1
International Rescue Committee	Early Recovery	1,084,500	2
INTERSOS Humanitarian Aid Organization	Early Recovery	3,028,466	1
Jesuit Refugee Service	Early Recovery	132,037	1
Mercy Sarah Foundation	Early Recovery	180,000	1
Nkafamiya Rescue Mission	Early Recovery	485,250	1
Norwegian Refugee Council	Early Recovery	103,600	1
Première Urgence Internationale	Early Recovery	1,561,320	1
Street Child Organization	Early Recovery	1,300,000	1
Taimako Community Development Initiative	Early Recovery	1,211,363	1
UN Women	Early Recovery	1,500,000	1
United Nations Development Programme	Early Recovery	4,000,000	1
United Nations High Commissioner for Refugees	Early Recovery	6,626,798	1
World Food Programme	Early Recovery	10,766,219	1
Yobe Peace and Community Development Initiative	Early Recovery	800,000	1
Yobe Youth Initiative and Community Development	Early Recovery	51,000	1
ZOA	Early Recovery	1,481,049	1
ActionAid International Nigeria	Education	150,000	1

ORGANIZATION	SECTORS	REQUIREMENTS (US\$)	PROJECTS
African Humanitarian Aid International	Education	875,200	1
Care First Community Initiative	Education	800,000	1
Center for Advocacy, Transparency and Accountability Initiative	Education	460,000	1
Centre for Community Health and Development International	Education	338,760	1
Communal Conservation Friendly, Health and Social Development Support Initiative	Education	162,231	1
Cosmic Nudge Empowerment Foundation	Education	426,507	1
El-Kanemi Memorial Foundation	Education	268,498	1
Future Resilience and Development Foundation	Education	286,975	1
Global Aid for Rural Initiative	Education	300,000	1
Global Village Healthcare Initiative for Africa	Education	402,164	1
GOALPrime Organization Nigeria	Education	300,000	1
Grow Strong Foundation	Education	928,000	1
Hope and Rural Aid Foundation	Education	468,500	1
Jesuit Refugee Service	Education	246,870	1
Life At Best Development Initiative	Education	340,072	1
Multi Aid and Charity Initiative	Education	300,154	1
Norwegian Refugee Council	Education	1,583,400	1
Novel Alliance for Development Aid	Education	193,392	1
Portait of Lake Child Initiative	Education	223,125	1
Restoration of Hope Initiative	Education	1,000,000	1
Salient Humanitarian Organization	Education	1,112,500	1
Street Child Organization	Education	5,280,000	1
The Big Smile Foundation	Education	180,000	1
United Nations Children's Fund	Education	59,243,817	1
Yerwa Empowerment Foundation	Education	416,885	1
Yobe Peace and Community Development Initiative	Education	350,000	1
Youth Integrated for Positive Development Initiative	Education	300,000	1

ORGANIZATION	SECTORS	REQUIREMENTS (US\$)	PROJECTS
BOAID Humanitarian Foundation	Emergency Shelter and NFI	252,028	1
Salient Humanitarian Organization	Emergency Shelter and NFI	850,000	1
Sheriff Aid Foundation	Emergency Shelter and NFI	4,175,120	1
Action Against Hunger	Food Security	18,289,040	1
Caritas Germany (DCV)	Food Security	1,500,000	2
Community Empowerment and Peace Building Foundation for Women and Youth	Food Security	432,228	1
Danish Refugee Council	Food Security	5,329,192	1
Food & Agriculture Organization of the United Nations	Food Security	76,667,000	1
Green Concern for Development	Food Security	1,350,000	1
Hope and Rural Aid Foundation	Food Security	1,720,000	1
Intercommunity Development Social Organization	Food Security	1,644,545	1
Mercy Corps	Food Security	1,987,608	1
Norwegian Refugee Council	Food Security	875,176	3
Première Urgence Internationale	Food Security	868,507	1
Salient Humanitarian Organization	Food Security	1,200,000	1
Save the Children	Food Security	20,000,000	1
World Food Programme	Food Security	281,465,842	1
ZOA	Food Security	1,481,049	1
Action Against Hunger	Health	5,135,462	1
Action Health Incorporated	Health	353,596	2
Agaji Global Unity Foundation	Health	300,000	1
Albarka Health Spring Foundation	Health	650,000	1
Child Protection and Peer Learning Initiative	Health	1,544,998	2
First Step Action for Children Initiative	Health	963,000	1
Global Village Healthcare Initiative for Africa	Health	247,000	1
GOALPrime Organization Nigeria	Health	400,000	1
Grassroots Life-Saving Outreach	Health	900,000	1
International Organization for Migration	Health	6,093,572	1
International Rescue Committee	Health	2,341,961	1

ORGANIZATION	SECTORS	REQUIREMENTS (US\$)	PROJECTS
INTERSOS Humanitarian Aid Organization	Health	1,288,417	1
Jami Al Hakeem Foundation	Health	81,753	1
Life At Best Development Initiative	Health	385,135	1
Multi Aid and Charity Initiative	Health	832,683	1
Première Urgence Internationale	Health	1,908,280	1
Rise to Inspire Africa Initiative	Health	701,151	1
Supertouch kindness Foundation	Health	107,489	1
United Nations Children's Fund	Health	25,381,176	1
United Nations Population Fund	Health	13,520,989	1
World Health Organization	Health	25,240,026	2
United Nations Humanitarian Air Service	Logistics	23,993,118	1
World Food Programme	Logistics	2,475,278	1
International Rescue Committee	Multi-sector	3,361,004	1
Mercy Corps	Multi-sector	13,000,000	1
Solidarités International	Multi-sector	185,100	1
United Nations High Commissioner for Refugees	Multi-sector	17,000,000	
ZOA	Multi-sector	1,525,930	1
ACT Alliance / Christian Aid	Nutrition	859,200	1
Action Against Hunger	Nutrition	5,135,462	1
ActionAid International Nigeria	Nutrition	180,000	1
Albarka Health Spring Foundation	Nutrition	150,000	1
Chabash Development and Health Initiative	Nutrition	231,085	1
Family Health International - FHI 360	Nutrition	1,000,000	1
Future Resilience and Development Foundation	Nutrition	258,000	1
Global Village Healthcare Initiative for Africa	Nutrition	360,000	1
International Rescue Committee	Nutrition	2,800,000	1
INTERSOS Humanitarian Aid Organization	Nutrition	3,489,999	1
Jireh Doo Foundation	Nutrition	200,000	1
Life At Best Development Initiative	Nutrition	200,000	1
Mon Club International	Nutrition	294,000	1



ORGANIZATION	SECTORS	REQUIREMENTS (US\$)	PROJECTS
Plan International	Nutrition	2,499,998	1
Première Urgence Internationale	Nutrition	2,135,004	1
United Nations Children's Fund	Nutrition	51,207,761	1
World Food Programme	Nutrition	39,912,620	1
World Health Organization	Nutrition	716,042	1
African Humanitarian Aid International	Protection	1,000,000	1
Caritas Germany (DCV)	Protection	625,000	2
Catholic Caritas Foundation of Nigeria	Protection	400,000	1
Danish Refugee Council	Protection	-	1
Enrich Girl Child of their Right Initiative	Protection	7,256	1
Grow Strong Foundation	Protection	3,014,606	1
International Organization for Migration	Protection	1,386,500	1
International Rescue Committee	Protection	227,915	1
INTERSOS Humanitarian Aid Organization	Protection	750,000	1
Norwegian Refugee Council	Protection	1,000,000	1
Peace Restoration and Integral Global Development Initiative	Protection	12,000	1
Precious Pride and Great Work Foundation	Protection	9,632	1
Première Urgence Internationale	Protection	173,457	1
Restoration of Hope Initiative	Protection	700,000	1
Salient Humanitarian Organization	Protection	500,000	1
United Nations High Commissioner for Refugees	Protection	7,896,735	1
Africa Initiative for Children with Disabilities	Protection - Child Protection	497,500	1
Caritas Germany (DCV)	Protection - Child Protection	-	2
Catholic Caritas Foundation of Nigeria	Protection - Child Protection	400,000	1
Child Protection and Peer Learning Initiative	Protection - Child Protection	499,997	1
Danish Refugee Council	Protection - Child Protection	-	1
Enrich Girl Child of their Right Initiative	Protection - Child Protection	7,043	1
Future Resilience and Development Foundation	Protection - Child Protection	200,882	1
GOALPrime Organization Nigeria	Protection - Child Protection	400,000	1
Grow Strong Foundation	Protection - Child Protection	572,798	1

ORGANIZATION	SECTORS	REQUIREMENTS (US\$)	PROJECTS
Hope for Street Children and Vulnerable People Foundation	Protection - Child Protection	105,000	1
International Rescue Committee	Protection - Child Protection	366,450	1
Life At Best Development Initiative	Protection - Child Protection	255,999	1
Novel Alliance for Development Aid	Protection - Child Protection	214,608	1
Peace Restoration and Integral Global Development Initiative	Protection - Child Protection	17,999	1
Plan International	Protection - Child Protection	1,530,000	1
Precious Pride and Great Work Foundation	Protection - Child Protection	9,350	1
Protection Without Borders	Protection - Child Protection	399,000	1
Save the Children	Protection - Child Protection	582,367	1
Street Child Organization	Protection - Child Protection	1,025,825	1
United Nations Children's Fund	Protection - Child Protection	16,224,800	1
United Nations High Commissioner for Refugees	Protection - Child Protection	3,363,835	1
Yobe Peace and Community Development Initiative	Protection - Child Protection	800,000	1
Youth Integrated for Positive Development Initiative	Protection - Child Protection	390,000	1
African Humanitarian Aid International	Protection - Gender-Based Violence	1,000,000	1
African Youth for Peace Development and Empowerment Foundation	Protection - Gender-Based Violence	2,385,000	1
Caritas Germany (DCV)	Protection - Gender-Based Violence	-	1
Centre for Community Health and Development International	Protection - Gender-Based Violence	563,478	2
Chabash Development and Health Initiative	Protection - Gender-Based Violence	1,020,559	1
Danish Refugee Council	Protection - Gender-Based Violence	-	1
Enrich Girl Child of their Right Initiative	Protection - Gender-Based Violence	7,043	1
Five Teams Empowerment Initiative	Protection - Gender-Based Violence	1,100,000	1
Future Resilience and Development Foundation	Protection - Gender-Based Violence	110,000	1
Guidance Community Development Foundation	Nutrition	572000	1
International Medical Corps	Nutrition	610225	1
International Rescue Committee	Nutrition	3548785	1
Life At Best Development Initiative	Nutrition	465265	1

ORGANIZATION	SECTORS	REQUIREMENTS (US\$)	PROJECTS
Gender Equality Peace and Development Centre	Protection - Gender-Based Violence	743,664	1
GOALPrime Organization Nigeria	Protection - Gender-Based Violence	1,000,000	1
Green Concern for Development	Protection - Gender-Based Violence	250,000	1
Grow Strong Foundation	Protection - Gender-Based Violence	847,400	1
INTERSOS Humanitarian Aid Organization	Protection - Gender-Based Violence	1,250,000	1
Jami Al Hakeem Foundation	Protection - Gender-Based Violence	256,191	1
Larif Peace Empowerment Foundation	Protection - Gender-Based Violence	300,000	1
Malteser International Order of Malta World Relief	Protection - Gender-Based Violence	296,940	1
Multi Aid and Charity Initiative	Protection - Gender-Based Violence	882,786	1
Peace Restoration and Integral Global Development Initiative	Protection - Gender-Based Violence	12,000	1
Plan International	Protection - Gender-Based Violence	-	1
Precious Pride and Great Work Foundation	Protection - Gender-Based Violence	9,350	1
Première Urgence Internationale	Protection - Gender-Based Violence	1,344,493	1
Rehabilitation Empowerment and Better Health Initiative	Protection - Gender-Based Violence	2,000,000	1
Rise to Inspire Africa Initiative	Protection - Gender-Based Violence	150,000	1
Street Child Organization	Protection - Gender-Based Violence	2,208,000	1
The Big Smile Foundation	Protection - Gender-Based Violence	84,000	1
United Nations Children's Fund	Protection - Gender-Based Violence	750,500	1
United Nations High Commissioner for Refugees	Protection - Gender-Based Violence	2,856,280	1
United Nations Population Fund	Protection - Gender-Based Violence	14,800,000	1
Danish Refugee Council	Protection - Housing, Land and Property	-	1
Future Resilience and Development Foundation	Protection - Housing, Land and Property	110,000	1
Norwegian Refugee Council	Protection - Housing, Land and Property	2,500,000	1
Peace Restoration and Integral Global Development Initiative	Protection - Housing, Land and Property	17,999	1
Protection Without Borders	Protection - Housing, Land and Property	500,000	1
African Youth for Peace Development and Empowerment Foundation	Protection - Mine Action	94,100	1
Danish Refugee Council	Protection - Mine Action	309,313	2

<b>ORGANIZATION</b>	<b>SECTORS</b>	<b>REQUIREMENTS (US\$)</b>	<b>PROJECTS</b>
Future Resilience and Development Foundation	Protection - Mine Action	86,093	1
Mines Advisory Group	Protection - Mine Action	372,932	2
United Nations Children's Fund	Protection - Mine Action	360,000	1
United Nations Mine Action Service	Protection - Mine Action	3,056,627	2
Youths Awaken Foundation	Protection - Mine Action	100,000	1
ACT Alliance / Christian Aid	Water Sanitation Hygiene	1,000,000	1
ACT Alliance / Norwegian Church Aid	Water Sanitation Hygiene	160,000	1
Action Against Hunger	Water Sanitation Hygiene	6,256,000	1
Action for Clean Streets Organization	Water Sanitation Hygiene	125,870	1
African Humanitarian Aid International	Water Sanitation Hygiene	1,000,000	1
Agaji Global Unity Foundation	Water Sanitation Hygiene	129,521	1
Caritas Germany (DCV)	Water Sanitation Hygiene	375,000	1
Future Resilience and Development Foundation	Water Sanitation Hygiene	258,000	1
Gibran Books and Values Society of Nigeria	Water Sanitation Hygiene	130,000	1
Global Grassroots Succour Initiative	Water Sanitation Hygiene	400,000	1
GOALPrime Organization Nigeria	Water Sanitation Hygiene	650,000	1
Green Concern for Development	Water Sanitation Hygiene	90,000	1
International Organization for Migration	Water Sanitation Hygiene	31,500,000	2
INTERSOS Humanitarian Aid Organization	Water Sanitation Hygiene	879,128	1
Jami Al Hakeem Foundation	Water Sanitation Hygiene	256,191	1
Jireh Doo Foundation	Water Sanitation Hygiene	596,300	1
Life At Best Development Initiative	Water Sanitation Hygiene	385,134	1
Lindii Peace Foundation	Water Sanitation Hygiene	998,750	1
Malteser International Order of Malta World Relief	Water Sanitation Hygiene	692,860	1
Nkafamiya Rescue Mission	Water Sanitation Hygiene	221,994	1
Norwegian Refugee Council	Water Sanitation Hygiene	4,700,000	1
Première Urgence Internationale	Water Sanitation Hygiene	642,397	1
Salient Humanitarian Organization	Water Sanitation Hygiene	750,000	1
Save the Children	Water Sanitation Hygiene	1,985,276	1


































<b>ORGANIZATION</b>	<b>SECTORS</b>	<b>REQUIREMENTS (US\$)</b>	<b>PROJECTS</b>
Solidarités International	Water Sanitation Hygiene	6,080,471	1
Taimako Community Development Initiative	Water Sanitation Hygiene	573,204	1
Translators without Borders	Water Sanitation Hygiene	200,000	1
United Nations Children's Fund	Water Sanitation Hygiene	62,998,261	2
Water Supply and Sanitation Initiative	Water Sanitation Hygiene	323,869	1















## 5.4 Planning Figures by Sector and by Geography

PEOPLE IN NEED	ACUTE PIN	PEOPLE TARGETED	REQUIREMENTS (US\$)	OPERATIONAL PARTNERS
<b>8.3M</b>	<b>2.4M</b>	<b>6.0M</b>	<b>\$1.3B</b>	<b>104</b>

### By sector

SECTOR/MULTI-SECTOR	PEOPLE IN NEED	PEOPLE TARGETED	IN NEED TARGETED	REQUIREMENTS (US\$)	OPERATIONAL PARTNERS	NUMBER OF PROJECTS
 Camp Coordination and Camp Management	2.25M	1.55M		\$28.70M 	15	16
 Coordination and Support Services	NA	NA		\$21.30M 	5	7
 Early Recovery and Livelihoods	3.44M	0.67M		\$74.73M 	32	34
 Education	1.38M	1.16M		\$94.00M 	28	28
 Emergency Shelter and NFI	3.21M	1.85M		\$56.70M 	8	8
 Emergency Telecommunications	NA	NA		\$1.60M 	1	1
 Food Security	4.35M	4.35M		\$470.20M 	15	18
 Health	5.75M	4.28M		\$168.75M 	21	24
 Logistics	NA	NA		\$33.16M 	2	1
 Nutrition	4.24M	2.44M		\$133.30M 	18	18
 Protection	4.57M	2.24M		\$104.92M 	47	61
 Water and Sanitation	5.06M	3.05M		\$113.30M 	29	31

	PEOPLE TARGETED	BY GENDER WOMEN   MEN (%)	<div style="display: flex; align-items: center;"> <div style="width: 10px; height: 10px; background-color: orange; margin-right: 5px;"></div> WOMEN                     <div style="width: 10px; height: 10px; background-color: gray; margin-left: 5px; margin-right: 5px;"></div> MEN                 </div>	IN-CAMP IDPS	OUT-OF-CAMP IDPS	RETURNEES	HOST COMMUNITIES
	1.56M	55   45	<div style="display: flex; width: 40px; height: 10px; background-color: orange; margin-right: 5px;"></div> <div style="display: flex; width: 40px; height: 10px; background-color: gray; margin-left: 5px;"></div>	0.86	0.46	0.24	-
		00   00					
	0.34 M	53   47	<div style="display: flex; width: 40px; height: 10px; background-color: orange; margin-right: 5px;"></div> <div style="display: flex; width: 40px; height: 10px; background-color: gray; margin-left: 5px;"></div>	-	0.09	0.09	0.17
	1.12 M	53   47	<div style="display: flex; width: 40px; height: 10px; background-color: orange; margin-right: 5px;"></div> <div style="display: flex; width: 40px; height: 10px; background-color: gray; margin-left: 5px;"></div>	0.11	0.11	0.09	0.80
	1.85 M	55   45	<div style="display: flex; width: 40px; height: 10px; background-color: orange; margin-right: 5px;"></div> <div style="display: flex; width: 40px; height: 10px; background-color: gray; margin-left: 5px;"></div>	0.65	0.83	0.35	0.03
		00   00					
	4.35 M	53   47	<div style="display: flex; width: 40px; height: 10px; background-color: orange; margin-right: 5px;"></div> <div style="display: flex; width: 40px; height: 10px; background-color: gray; margin-left: 5px;"></div>	0.35	0.41	0.58	3.01
	4.29 M	54   46	<div style="display: flex; width: 40px; height: 10px; background-color: orange; margin-right: 5px;"></div> <div style="display: flex; width: 40px; height: 10px; background-color: gray; margin-left: 5px;"></div>	0.62	0.84	1.49	1.34
		00   00					
	2.44 M	76   24	<div style="display: flex; width: 40px; height: 10px; background-color: orange; margin-right: 5px;"></div> <div style="display: flex; width: 40px; height: 10px; background-color: gray; margin-left: 5px;"></div>	0.16	0.19	0.30	1.79
	2.24 M	53   47	<div style="display: flex; width: 40px; height: 10px; background-color: orange; margin-right: 5px;"></div> <div style="display: flex; width: 40px; height: 10px; background-color: gray; margin-left: 5px;"></div>	0.23	0.28	0.47	1.27
	3.05 M	54   46	<div style="display: flex; width: 40px; height: 10px; background-color: orange; margin-right: 5px;"></div> <div style="display: flex; width: 40px; height: 10px; background-color: gray; margin-left: 5px;"></div>	0.49	0.49	0.71	1.36

### By geography

STATE	LGA	PEOPLE IN NEED	PEOPLE TARGETED	REQUIREMENTS (US\$)	OPERATIONAL PARTNERS	NUMBER OF PROJECTS
Adamawa	Demsa	71.75K	53.22K	13.34M	13	21
Adamawa	Fufore	197.63K	116.44K	16.78M	23	42
Adamawa	Ganye	173.07K	47.88K	5.32M	7	10
Adamawa	Girei	100.46K	55.13K	17.16M	20	37
Adamawa	Gombi	129.09K	87.97K	8.16M	12	18
Adamawa	Guyuk	85.15K	49.73K	11.28M	13	17
Adamawa	Hong	164.06K	138.23K	7.76M	14	21
Adamawa	Jada	95.19K	51.03K	10.43M	5	9
Adamawa	Lamurde	73.79K	57.16K	12.18M	16	24
Adamawa	Madagali	116.00K	103.03K	22.32M	27	50
Adamawa	Maiha	91.19K	71.45K	7.12M	14	16
Adamawa	Mayo-Belwa	151.64K	63.31K	8.59M	9	12
Adamawa	Michika	155.06K	134.61K	30.78M	30	51
Adamawa	Mubi North	143.91K	114.02K	21.15M	22	45
Adamawa	Mubi South	120.01K	105.87K	18.87M	24	44

STATE	LGA	PEOPLE IN NEED	PEOPLE TARGETED	REQUIREMENTS (US\$)	OPERATIONAL PARTNERS	NUMBER OF PROJECTS
Adamawa	Numan	65.23K	44.00K	13.10M	13	20
Adamawa	Shelleng	108.93K	24.61K	6.64M	8	12
Adamawa	Song	135.20K	65.63K	12.13M	11	17
Adamawa	Toungo	39.73K	23.20K	6.05M	4	7
Adamawa	Yola North	72.07K	59.56K	20.30M	20	39
Adamawa	Yola South	155.88K	82.73K	22.00M	28	53
Borno	Abadam	59.25K	23.25K	7.50M	5	7
Borno	Askira/Uba	188.77K	140.40K	15.17M	17	24
Borno	Bama	197.47K	197.47K	37.82M	42	84
Borno	Bayo	93.01K	76.57K	8.86M	10	15
Borno	Biu	158.29K	124.99K	12.95M	16	25
Borno	Chibok	74.64K	40.49K	11.90M	7	13
Borno	Dambo	163.20K	114.72K	23.99M	28	48
Borno	Dikwa	107.78K	79.39K	26.50M	32	64
Borno	Gubio	115.34K	113.10K	10.38M	15	23
Borno	Guzamala	50.97K	50.97K	7.51M	5	8
Borno	Gwoza	218.22K	176.51K	32.04M	34	67
Borno	Hawul	99.01K	53.40K	10.19M	13	19
Borno	Jere	415.31K	277.50K	30.32M	50	95
Borno	Kaga	76.85K	62.61K	17.66M	18	28
Borno	Kala/Balge	55.10K	41.95K	19.40M	21	36
Borno	Konduga	193.00K	149.50K	21.36M	35	61
Borno	Kukawa	60.77K	48.57K	6.56M	7	7
Borno	Kwaya Kusar	87.97K	55.15K	7.30M	7	11
Borno	Mafa	77.05K	53.14K	25.18M	29	44
Borno	Magumeri	146.06K	129.58K	15.60M	21	30
Borno	Maiduguri	452.89K	299.36K	33.29M	40	78
Borno	Marte	31.12K	17.68K	6.35M	4	6
Borno	Mobbar	119.73K	80.54K	22.31M	19	39
Borno	Monguno	194.86K	145.58K	28.54M	35	71
Borno	Ngala	197.49K	169.60K	24.60M	35	68

STATE	LGA	PEOPLE IN NEED	PEOPLE TARGETED	REQUIREMENTS (US\$)	OPERATIONAL PARTNERS	NUMBER OF PROJECTS
Borno	Nganzai	67.81K	67.81K	13.71M	17	27
Borno	Shani	165.74K	88.38K	9.45M	9	14
Yobe	Bade	119.94K	108.30K	18.51M	20	29
Yobe	Bursari	77.26K	48.82K	11.77M	14	19
Yobe	Damaturu	142.15K	112.18K	26.09M	31	53
Yobe	Fika	105.96K	97.10K	17.12M	14	23
Yobe	Fune	181.82K	124.20K	19.79M	17	27
Yobe	Geidam	196.79K	157.22K	22.51M	20	35
Yobe	Gujba	161.11K	126.66K	24.09M	26	53
Yobe	Gulani	132.42K	117.59K	24.77M	15	30
Yobe	Jakusko	99.93K	98.54K	16.12M	14	22
Yobe	Karasuwa	50.12K	44.18K	14.00M	9	15
Yobe	Machina	55.02K	55.68K	11.76M	10	18
Yobe	Nangere	90.29K	60.06K	15.98M	13	19
Yobe	Nguru	88.74K	84.55K	12.86M	10	17
Yobe	Potiskum	187.21K	149.11K	17.46M	24	31
Yobe	Tarmua	94.34K	57.47K	16.47M	17	25
Yobe	Yunusari	96.25K	71.44K	19.90M	20	33
Yobe	Yusufari	111.53K	75.83K	18.13M	17	28

## 5.5

# Results/Monitoring Framework

---

Sectoral Objectives, Activities and Indicator can be found in the link below:

[https://docs.google.com/spreadsheets/d/1dmJKp4xg7JK1Utk99\\_4j2risbJJtULe/edit#gid=1470735261](https://docs.google.com/spreadsheets/d/1dmJKp4xg7JK1Utk99_4j2risbJJtULe/edit#gid=1470735261)



## 5.6

## What if We Fail to Respond?

**Many people's physical and mental well-being will be harmed, and many lives might be lost.**

The 2023 Humanitarian Response Plan has targeted some 2.5 million people for life-saving food assistance, and 4.3 million people for life-saving primary and secondary health response. Nutrition interventions are targeting some 2.44 million people, mainly children. Moreover, more than two million people depend on humanitarian partners for regular and safe water supply and hygiene services. Lack of funding or other elements that prevents the planned response will profoundly attenuate the well-being and prospects for survival of the people targeted for assistance.

**Failure to respond will worsen the living conditions of many IDPs, returnees and host communities.**

Almost a million people entirely depend on humanitarian shelter programmes to have adequate and safe temporary housing. Failure to mobilize resources for shelter will also hamper partners' ability to provide long-term and durable solutions for displaced people, many of whom have had to live in temporary and inadequate shelters for more than a decade. More than half of the IDPs live in camps and camp-like settings which require camp-management services, as well as other critical services. If humanitarians cannot maintain these responses, many IDPs' living conditions will significantly and immediately deteriorate.

**Internally displaced people, returnees and host communities will continue to be exposed to protection violations and children's future will be at risk.**

Around 2.2 million people are targeted for a range of protection interventions, including 1.5 million children targeted for specific child-protection services. Inability to provide protection support will aggravate an already dire situation which amounts to a protection crisis. Women and children are particularly at risk of different forms of protection violations, including GBV. Moreover, many households are at risk of eviction from their shelters unless HLP services are provided in good time. Out-of-school children will be at considerable

risk of exposure to abduction, kidnappings, forced recruitment into armed groups, enslavement and other severe violations including forcibly participating in suicide attacks. Failure to provide adequate education and protection for children and youth could leave a lost generation with little hope for their future and also susceptible to persuasion by extremist ideologies.

**Many households will adopt harmful coping mechanisms, thus affecting ability to achieve durable solutions.**

Observation in north-east Nigeria and in many other crises confirm that households and individuals who have no choice will resort to harmful and risky coping mechanisms—transactional sex, forcing girls into early-marriage, children dropping out of school and having to work or beg when humanitarians fail to provide the essential services they need. If we thus fail, many will adopt such coping mechanisms, putting their lives and health at risk, likely leaving psychological scars and facing further marginalization or even ostracization in their communities. The human cost will be profound and it will also likely hamper the prospects for much-needed recovery and development, without which people in the north-east cannot lift themselves out of their current predicament.

**We risk losing the gains that we have achieved in improving people's lives and alleviating suffering.**

Unless we can stabilize the situation by ensuring a modicum of basic services and protection for people affected by conflict, it will be very difficult to start a process of recovery and development. We will need to build on the gains by, among other things, shifting steadily as conditions allow towards long-term and durable solutions. Where durable solutions are not yet possible, we need to build affected people's resilience by delivering aid that has some lasting effects and that gradually reduce needs even in the face of the persisting crisis. In this way, we can ensure that we do not just keep people alive but that they can have a life with dignity, security and prospects of improvement.

## 5.7

# How to Contribute

---

### Contribute to the Humanitarian Response Plan

To see the country's Humanitarian Needs Overview, Humanitarian Response Plan and monitoring reports, and donate directly to organizations participating in the plan, please visit:

[www.reliefweb.int/country/nga](http://www.reliefweb.int/country/nga)

The best way to browse HRP projects is on FTS: [fts.unocha.org](https://fts.unocha.org) <https://fts.unocha.org/countries/163/summary/2023> Click on each project code to open a page of full project details, including contacts. Use the menu on the right to filter by organization and/or sector.

### Contribute through the Central Emergency Response Fund

The Central Emergency Response Fund (CERF) provides rapid initial funding for life-saving actions at the onset of emergencies and for poorly funded, essential humanitarian operations in protracted crises. CERF receives contributions from various donors – mainly governments, but also private companies, foundations, charities, and individuals – which are combined into a single fund. This is used for crises anywhere in the world. Find out more about CERF and how to donate by visiting the CERF website:

<https://cerf.un.org/donate>

### Contribute through the Nigeria Humanitarian Fund

The Nigerian Humanitarian Fund (NHF) is a country-based pooled fund. Such funds are multi-donor humanitarian financing instruments established by the Emergency Relief Coordinator and managed by OCHA at the country level under the leadership of the Humanitarian Coordinator. At the 2016 World Humanitarian Summit and in its follow-up, many donors committed to the goal of channelling 15% of funding for HRPs through the respective country-based pooled funds, in recognition of the demonstrated experience that this will enable a more strategic and joined-up use of funding to address priorities, cover critical gaps, and achieve coherent inter-sectoral results.

Find out more about the NHF by visiting:

<https://www.unocha.org/nhf>

## 5.8 Acronyms

<b>AAP</b>	Accountability to affected people	<b>IDPs</b>	Internally displaced people
<b>AGD</b>	Age-, gender- and diversity-inclusive	<b>IEC</b>	Information-education-communication
<b>AoR</b>	Area of responsibility	<b>IEDs</b>	Improvised explosive devices
<b>AWD</b>	Acute watery diarrhoea	<b>IMF</b>	International Monetary Fund
<b>AWG</b>	Access Working Group	<b>IPC</b>	Integrated Food Security Phase Classification
<b>BAI</b>	Bureaucratic and administrative impediments	<b>ISWAP</b>	Islamic State of West Africa Province
<b>BAY</b>	Borno, Adamawa and Yobe (states)	<b>IYCF</b>	Infant-and-young-child-feeding
<b>BSFP</b>	Blanket supplementary feeding programme	<b>JIAF</b>	Joint Intersectoral Analysis Framework
<b>CCCM</b>	Camp Coordination and Camp Management	<b>JENA</b>	Joint Education Needs Assessment
<b>CE</b>	Community engagement	<b>KAP</b>	Knowledge, attitudes, practices
<b>CEAL</b>	Community engagement, accountability and localization	<b>JIAF</b>	Joint Inter-sectoral Analysis Framework
<b>CERF</b>	Central Emergency Response Fund	<b>LGA</b>	Local Government Area
<b>CH</b>	Cadre Harmonisé	<b>MA</b>	Mine Action
<b>CMR</b>	Clinical management of rape	<b>MAM</b>	Moderate acute malnutrition
<b>CP</b>	Child Protection	<b>MEB</b>	Minimum Expenditure Basket
<b>CVA</b>	Cash-and-voucher assistance	<b>MHPPS</b>	Mental health and psychosocial support
<b>CWG</b>	Cash Working Group	<b>MIYCN</b>	Maternal, infant and young child nutrition
<b>DTM</b>	Displacement Tracking Matrix	<b>MMC</b>	Maiduguri Metropolitan Council
<b>EHR</b>	Extremely-hard-to-reach	<b>MPC</b>	Multi-purpose cash
<b>EWARS</b>	Early-warning alert and response system	<b>MPCA</b>	Multi-purpose cash assistance
<b>GAM</b>	Global acute malnutrition	<b>MSNA</b>	Multi Sector Needs Assessment
<b>GBV</b>	Gender-based violence	<b>NCDC</b>	Nigeria Centre for Disease Control
<b>HLP</b>	Housing, land and property	<b>NEMA</b>	National Emergency Management Agency
<b>HNO</b>	Humanitarian Needs Overview	<b>NFIs</b>	Non-food items
<b>HRP</b>	Humanitarian Response Plan	<b>NFSS</b>	Nutrition and Food Security Surveillance
		<b>NHF</b>	Nigeria Humanitarian Fund

<b>NSAGs</b>	Non-State Armed Groups	<b>SGBV</b>	Sexual and Gender-Based Violence
<b>NTS</b>	Non-technical survey	<b>TSFP</b>	Targeted supplementary feeding programme
<b>OCHA</b>	Office for the Coordination of Humanitarian Affairs	<b>UNCT</b>	United Nations Country Team
<b>OTP</b>	Outpatient Therapeutic Programme	<b>UNDP</b>	United Nations Development Programme
<b>PiN</b>	People in need	<b>UNHAS</b>	United Nations Humanitarian Air Service
<b>PLW</b>	Pregnant and lactating women	<b>UNHCR</b>	United Nations High Commissioner for Refugees
<b>PSEA</b>	Protection against sexual exploitation and abuse	<b>UNICEF</b>	United Nations International Children's Emergency Fund
<b>RUTF</b>	Ready-to-use therapeutic food	<b>UNMAS</b>	United Nations Mine Action Service
<b>SAM</b>	Severe acute malnutrition	<b>UNSDCF</b>	United Nations Sustainable Development Cooperation Framework
<b>SBMC</b>	School-Based Management Committee	<b>WASH</b>	Water, Sanitation and Hygiene
<b>SEA</b>	Sexual exploitation and abuse	<b>WFP</b>	World Food Programme
<b>SEMA</b>	State Emergency Management Agency		

## 5.9

# End Notes

- 1 A risk is an attribute of a hazard, representing the combination of both likelihood (as in, probability of a hazard occurring) and impact (see IASC Guidelines, Emergency Response Preparedness, DRAFT for Field Testing, July 2015).
- 2 Impact is defined as the humanitarian consequences of a hazard, when that occurs (see IASC Guidelines, Emergency Response Preparedness, DRAFT for Field Testing, July 2015).
- 3 A hazard is a shock, natural or man-made, with negative humanitarian consequences (see IASC Guidelines, Emergency Response Preparedness, DRAFT for Field Testing, July 2015)
- 4 IOM DTM, Round 41 (June 2022).
- 5 UNICEF Nigeria (2022). Available at: <https://www.unicef.org/nigeria/situation-women-and-children-nigeria>, accessed.13.01.2023
- 6 Available at: <https://www.joghr.org/article/12733-reducing-maternal-mortality-in-nigeria-addressing-maternal-health-services-perception-and-experience>, accessed 13.01.2023
- 7 Ibid
- 8 Akanle, O., Adesina, J., & Ogbimi, A. (2016). Men at Work Keep-Off: Male Roles and Household Chores in Nigeria. *Gender and Behaviour*, 14(3), 7833–7854.
- 9 Accessible: refers to wards in the BAY states where humanitarian partners reported having access without the use of enablers. Enablers include UNHAS flights, humanitarian hubs and the presence of security actors.
- 10 Risk analysis is the process of determining both the likelihood and impact of a hazard occurring in a defined period and, consequently, looking critically at the risk(s) that the hazard poses (see IASC Guidelines, Emergency Response Preparedness, DRAFT for Field Testing, July 2015).
- 11 Source: DTM Round 41, June 2022
- 12 Cadre Harmonise (CH), March 2022
- 13 <https://nema.gov.ng/incidencedashboard.html>
- 14 Joint education needs assessment, November 2021, by the Education in Emergencies Working Group (EIEWG) Nigeria.
- 15 According to the Education Sector, nearly 547,300 children were enrolled in school in 2022 (year-on-year comparison figures are not available; figures do not include Quranic education).
- 16 The Multi-Sectoral Needs Assessment – MSNA for 2023
- 17 IOM DTM, Round 41, June 2022
- 18 MSNA for 2023
- 19 Shelter, DMS/CCCM, IDP Shelter Needs in Camps and Host Communities, October 2022.
- 20 1,983,130, as per IOM’s DTM Round 41, June 2022.
- 21 BAY states cholera dashboard:
- 22 According to IOM’s DTM and CCCM Sector data, as of November 2022. Due to a lack of reliable information and data, the population previously residing in 400 Housing Estate Gubio (Gubio IDP Camp) – closed at the beginning of December 2022 – is not included in this count.
- 23 <https://drmkc.jrc.ec.europa.eu/inform-index>
- 24 MSNAs for 2022 and 2023; OCHA and Ground Truth Solutions, ‘Listening Is Not Enough’, Global Analysis Report, November 2022.
- 25 It is important to note that this process is not expected to collect data on incidents of gendered violence or aid workers’ misconduct with regards to sexual exploitation and abuse.
- 26 [Nigeria: Cash Barometer | "Money determines life, survival and everything else" - People need choices for an uncertain future - December 2022 - Nigeria | ReliefWeb](#)
- 27 [GTS\\_Cash\\_Barometer\\_Nigeria\\_Somalia\\_Qualitative\\_Report\\_Jul2022.pdf \(squarespace.com\)](#)
- 28 [GTS\\_Nigeria\\_CashBarometer\\_December\\_2022\\_en.pdf \(squarespace.com\)](#)
- 29 Grand Bargain, Cash Coordination Caucus, Outcomes and Recommendations, 14 February 2022.
- 30 <https://calpnetwork.org/about/>
- 31 <https://humanitarianaction.info>
- 32 Ibid
- 33 <https://fts.ocha.org>
- 34 Nutrition Sector 5W, January to August\_2021-2022
- 35 [IPC Acute Malnutrition snapshot, October 2022.](#)
- 36 A supplementary food powder made from nutritious, locally available ingredients
- 37 An alert is a short-term, high-certainty notice that a hazard is imminent, providing a scenario for short-term, no-regrets early action (or anticipatory action) (see IASC Guidelines, Emergency Response Preparedness, DRAFT for Field Testing, July 2015).
- 38 Child protection, gender-based violence, mine action and housing-land-and-property. See subsequent subsections for more detail on these.
- 39 Sex-, age- and disability-disaggregated data



- 40 [https://www.humanitarianresponse.info/sites/www.humanitarianresponse.info/files/documents/files/child\\_protection-sub-sector\\_nigeria\\_strategy\\_final\\_aug\\_2022.pdf](https://www.humanitarianresponse.info/sites/www.humanitarianresponse.info/files/documents/files/child_protection-sub-sector_nigeria_strategy_final_aug_2022.pdf)
- 41 <https://etcluster.org/>
- 42 Data from UNHCR shows at least 7,885 people settled in Madagali, 6,147 in Michika, 2,206 in Mubi North and 3,941 in Mubi South LGAs, as of January 2023. The majority of refugees (92 per cent) are from Mokolo, the largest city in Mayo-Tsanaga department in the far-north of Cameroon.
- 43 A total of 1,442 refugees (241 households) from Niger were granted prima facie refugee status by the Government of Nigeria in April 2020. The refugees are mainly from Diffa (84 per cent) and Geidam Chukwu, Chettimari, Geskerou, Kinzandi, Kalbou, Karawa, Youwa and Massa.
- 44 The rapid multi-sectoral needs assessment entailed key informant interviews, and focus group discussions and observations with 170 refugees.
- 45 In the north-east, UNHCR has partnerships with eight partners, plus the Government: BOWDI, GISCOR, NBA, NHRC, NCFRMI; Caritas, DRC, INTERSOS, and the Ministry of RRR.
- 46 <https://humanitarianaction.info/plan/1062>
- 47 As reported by donors and/or recipient organizations to FTS (fts.unocha.org) as of 08 December 2021.

**HUMANITARIAN  
RESPONSE PLAN**  
NIGERIA