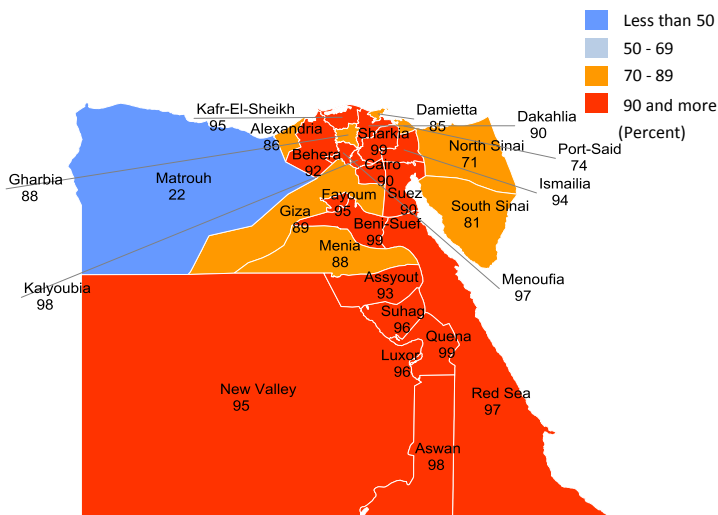
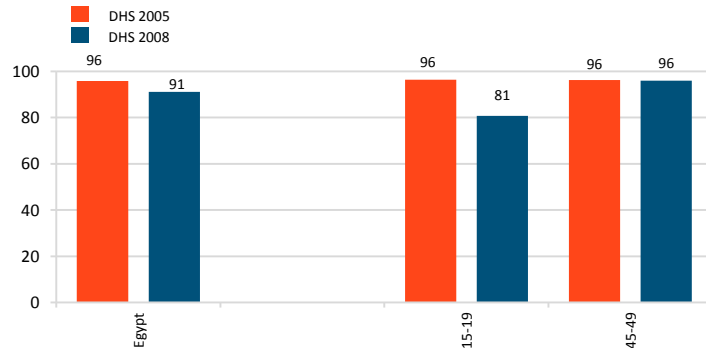


Prevalence of Female Genital Mutilation/Cutting (FGM/C) among Women Aged 15-49

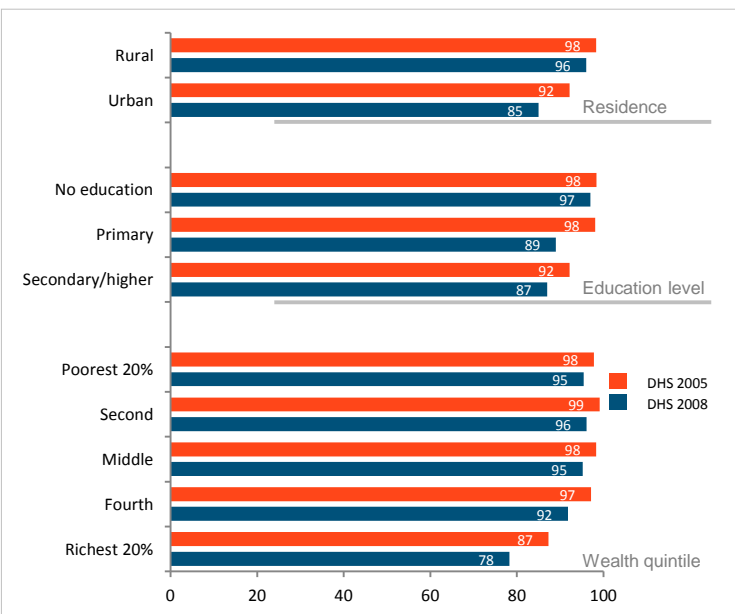


Levels: currently, **91%** of women aged 15-49 in Egypt have undergone some form of FGM/C

Trends: prevalence of FGM/C has decreased by **5%** between 2005 and 2008; FGM/C is less common among girls 15-19 than women 45-49

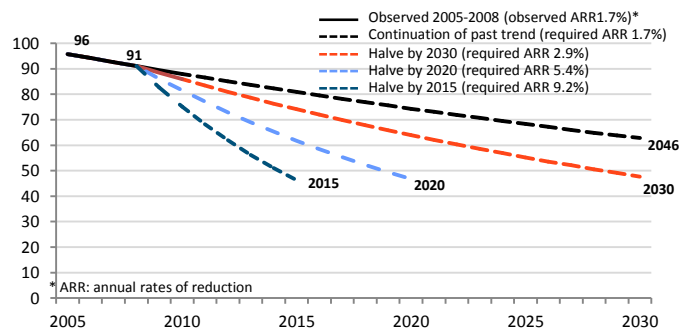


Inequalities: Human rights violations affect women and girls differently. Girls who are the least educated and living in rural areas, are at the greatest risk of FGM/C.

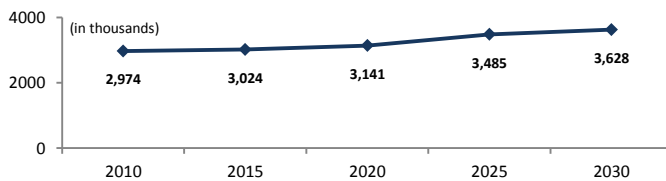


Projections

To meet the target of reducing the FGM/C rate by half, more intensive interventions and resources are needed

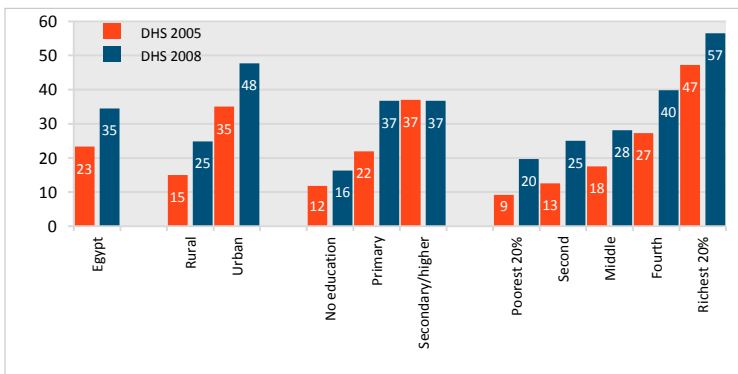


If present trends continue, 3,628,000 girls born between 2010-2015 will experience FGM/C by 2030



Opposition to FGM/C

About 35 percent of women believe FGM/C should be discontinued



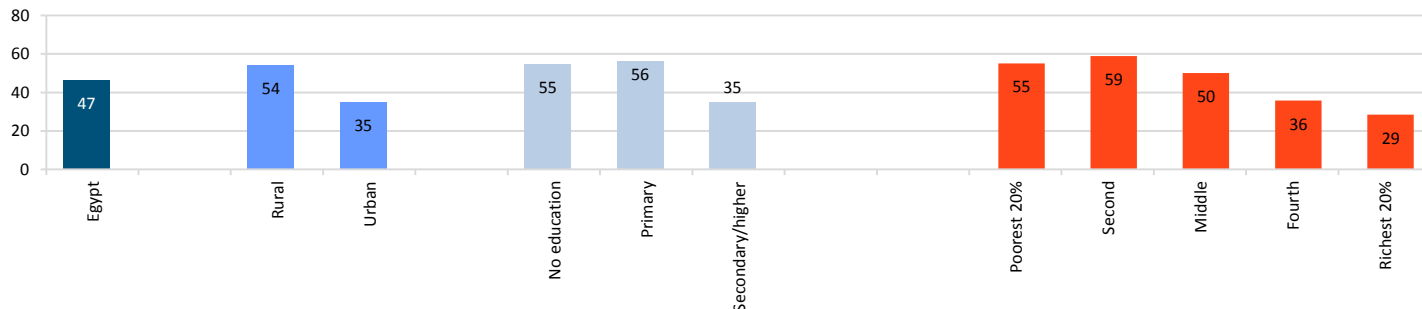
Key Indicators

Population size, female age 15-49 (in thousands), 2010	20,071	World Population Prospects 2012
Prevalence of FGM/C among women 15-49 (%)	91	DHS 2008
Prevalence of FGM/C among girls 15-19 (%)	81	DHS 2008
Ethnic group with the highest prevalence in the country (%)	-	-
Existence of national policies and laws banning FGM/C; Year passed	Yes; 2008	FGM/C programme data

FGM/C among Young Girls

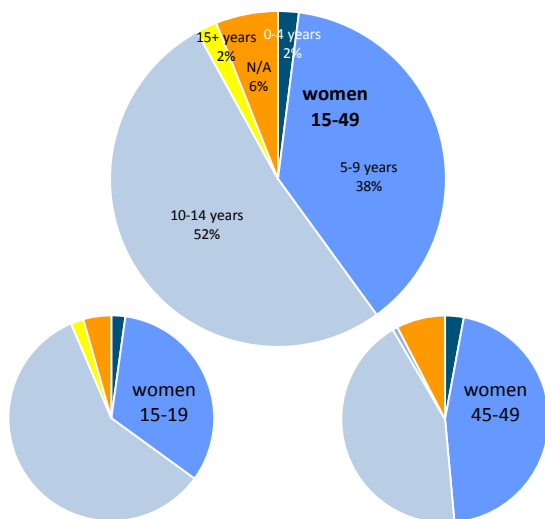
47% of daughters aged 10-14 in Egypt have undergone some form of FGM/C

Indicator captures a certain point in time and not an eternal truth, as these young girls might be cut at a later stage in their lives

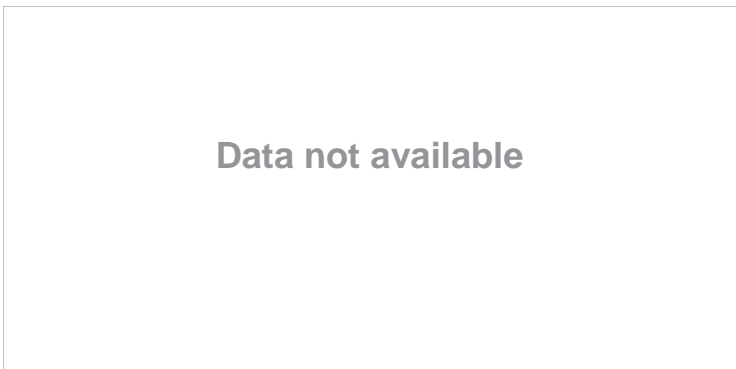


Age at FGM/C

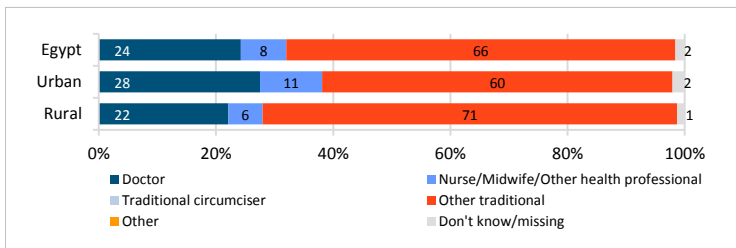
More than half of the women who have undergone FGM/C were cut when age 10-14



Type of FGM/C and Performers of FGM/C

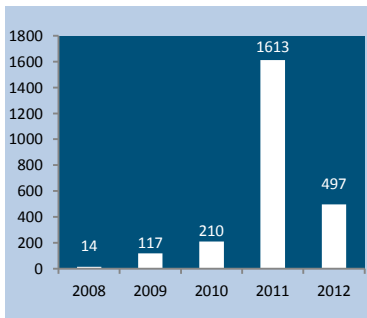


FGM/C is essentially performed by other traditional (more than 60%)

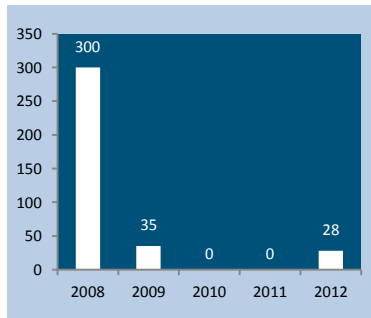


Monitoring the UNFPA-UNICEF Joint Programme on FGM/C

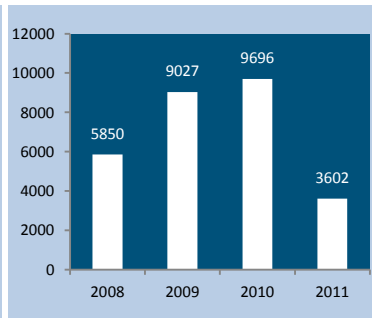
Community leaders and stakeholders committed to FGM/C abandonment*



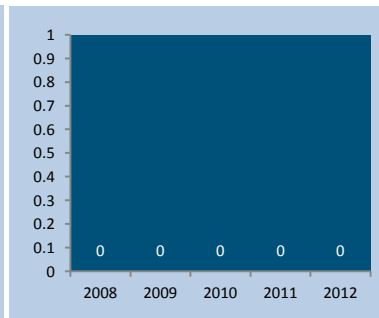
Religious leaders that make public declarations delinking FGM/C from religion



Cumulative number of villages declaring the abandonment of FGM/C



Health facilities integrating FGM/C prevention in their antenatal and postnatal care



*The indicator adds up together community leaders as well as advocacy networks and lobby groups.

Source: FGM/C Programme data 2012