

# UNHCR 2012 Global Report 聯合國難民署2012年度財政報告

## 2012 A year of urgent action

Throughout 2012, UNHCR raced to keep up with the ever-growing influx of refugees from four simultaneous crises in Syria, Mali, South Sudan and the DRC. Meanwhile, we were still dealing with the aftermath of the 2011 displacement crises in Côte d'Ivoire, Libya and Somalia, as well as the many protracted refugee situations around the world.

We had deployed 435 Emergency Response Team members to 39 countries and delivered tonnes of essential relief items by land, sea and air, including 161 airlifts of aid to people in hard-to-reach places.

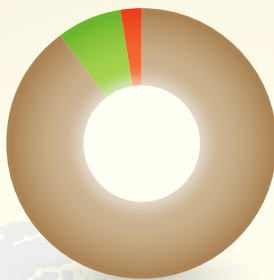
For detailed global report, please visit: [www.unhcr.org/gr12/index.xml](http://www.unhcr.org/gr12/index.xml)

2012年是緊急救援行動頻繁的一年，聯合國難民署日以繼夜工作，以應付敘利亞、馬里、南蘇丹及剛果民主共和國，四個地區發生的衝突情況。與此同時我們仍為2011年在科特迪瓦、利比亞及索馬里衝突中的流離失所者，以及為全球不同地區的難民提供援助。

在這一年內，聯合國難民署先後派出了435名緊急應變小組成員到39個國家，派發了數以噸計的救援物資，包括161次空運，將物資送抵以陸路及海運難以到達的地方，交到難民手上。

如欲參考詳盡的全球報告，請登入：  
[www.unhcr.org/gr12/index.xml](http://www.unhcr.org/gr12/index.xml)

## 2012 UNHCR Global Expenditures (US\$2,357,710,250) 2012年聯合國難民署全球支出 (2,357,710,250美元)



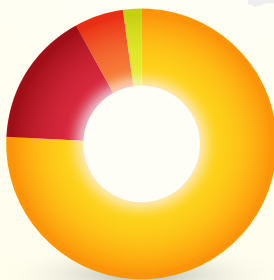
- 89.9% Total delivery of refugee programs (難民項目支出)
- 7.8% Headquarters (2% covered by UN regular budget) (總部支出 (2%由聯合國常規預算資助))
- 2.3% Global Private Sector Fundraising Service and External Relations (全球籌款及對外事務支出)

## 2012 Delivery of Refugee Programs - Breakdown by Subregion 2012年難民項目支出 - 地區



- 27.6% East and Horn of Africa (東非及非洲之角)
- 19.9% Middle East (中東)
- 9.0% South-West Asia (亞洲西南部)
- 8.2% Central Africa and the Great Lakes (非洲中部)
- 7.9% Other Global Programs Support (其他全球支援項目)
- 6.5% West Africa (非洲西部)
- 4.2% North Africa (非洲北部)
- 3.1% Eastern Europe (歐洲東部)
- 3.0% South-East Asia (亞洲東南部)
- 2.3% Latin America (拉丁美洲)
- 2.1% Southern Africa (非洲南部)
- 1.9% Northern, Western, Central and Southern Europe (北歐、西歐、中歐及南歐)
- 1.3% South-Eastern Europe (歐洲東南部)
- 1.2% South Asia (亞洲南部)
- 0.7% North America and the Caribbean (北美洲及加勒比海地區)
- 0.6% East Asia and the Pacific (亞洲東部及太平洋地區)
- 0.5% Central Asia (亞洲中部)

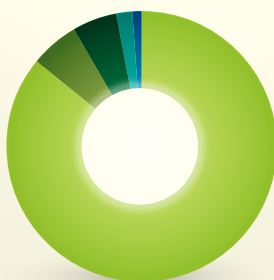
## 2012 Delivery of Refugee Programs – Breakdown by People of Concern 2012年難民項目支出 - 服務對象



- 76% Refugee Program (難民項目)
- 16% Internal Displaced People (IDP) Project (國內流離失所人士項目)
- 6% Reintegration Project (重新融合項目)
- 2% Stateless Program (無國籍人士項目)

## 2012 Overall Income (US\$2,318,489,442)

2012年聯合國難民署全球收入 (2,318,489,442美元)



- 86.1% Governmental Donors and the European Union (政府及歐盟捐款)
- 5.6% Private Donors (個人、基金及機構捐款)
- 5.3% UN Funds (聯合國屬下機構捐款)
- 2.0% UN Regular Budget (聯合國常規預算撥款)
- 1.0% Intergovernmental Donors (跨政府機構捐款)